



US00D936445S

(12) **United States Design Patent** (10) **Patent No.:** **US D936,445 S**
Sabberton (45) **Date of Patent:** **** Nov. 23, 2021**

| | |
|--|--|
| (54) HANDLE | 5,618,067 A * 4/1997 Carlson E05B 9/08 292/175 |
| (71) Applicant: Keurig Green Mountain, Inc., Burlington, MA (US) | D385,339 S * 10/1997 Jones D23/303 6,155,615 A * 12/2000 Schultz E05B 65/0817 292/163 |
| (72) Inventor: Iain James Sabberton, Cambridge (GB) | D453,898 S * 2/2002 Barnes D8/307 D456,688 S * 5/2002 Polowinczak D8/300 D501,784 S * 2/2005 Tibbenham D8/300 D520,341 S * 5/2006 Eenigenburg D8/339 D550,499 S * 9/2007 Argabrite D7/309 D565,178 S * 3/2008 Tanaka D24/107 D584,131 S * 1/2009 Roberts D8/338 D616,720 S * 6/2010 Aruga D8/302 D644,958 S * 9/2011 Blackford D11/221 D663,158 S * 7/2012 Jacquet D7/393 D674,233 S * 1/2013 Lavy D7/309 D680,849 S * 4/2013 Berger D8/308 |
| (**) Term: 15 Years | |
| (21) Appl. No.: 29/757,069 | |
| (22) Filed: Nov. 3, 2020 | (Continued) |

Related U.S. Application Data

(62) Division of application No. 29/681,414, filed on Feb. 25, 2019, now Pat. No. Des. 909,173.

(51) **LOC (13) Cl.** **08-06**

(52) **U.S. Cl.**
USPC **D8/300**; D8/321; D7/393; D7/397

(58) **Field of Classification Search**

USPC D8/300, 303, 306, 307, 308, 311, 314,
D8/320, 321; D7/393, 394, 397, 399
CPC . Y10T 74/20828; Y10T 16/476; Y10T 16/44;
Y10T 292/57; Y10T 74/2087; Y10S
16/12; Y10S 16/19; Y10S 16/30; Y10S
16/90; B25G 1/102; B25G 1/10; A47J
31/407; A47J 31/4407; A47J 31/44
See application file for complete search history.

(56) **References Cited**

U.S. PATENT DOCUMENTS

| | | | | |
|---------------|---------|---------------|-------|------------------------|
| D161,643 S * | 1/1951 | Prescott | | D28/84 |
| D181,721 S * | 12/1957 | Fletcher, Jr. | | D7/393 |
| 3,091,488 A * | 5/1963 | Vander Sande | | A45C 13/126 292/241 |
| D367,215 S * | 2/1996 | Jones | | D15/142 |

Primary Examiner — Lauren R Calve

(74) *Attorney, Agent, or Firm* — Wolf, Greenfield & Sacks, P.C.

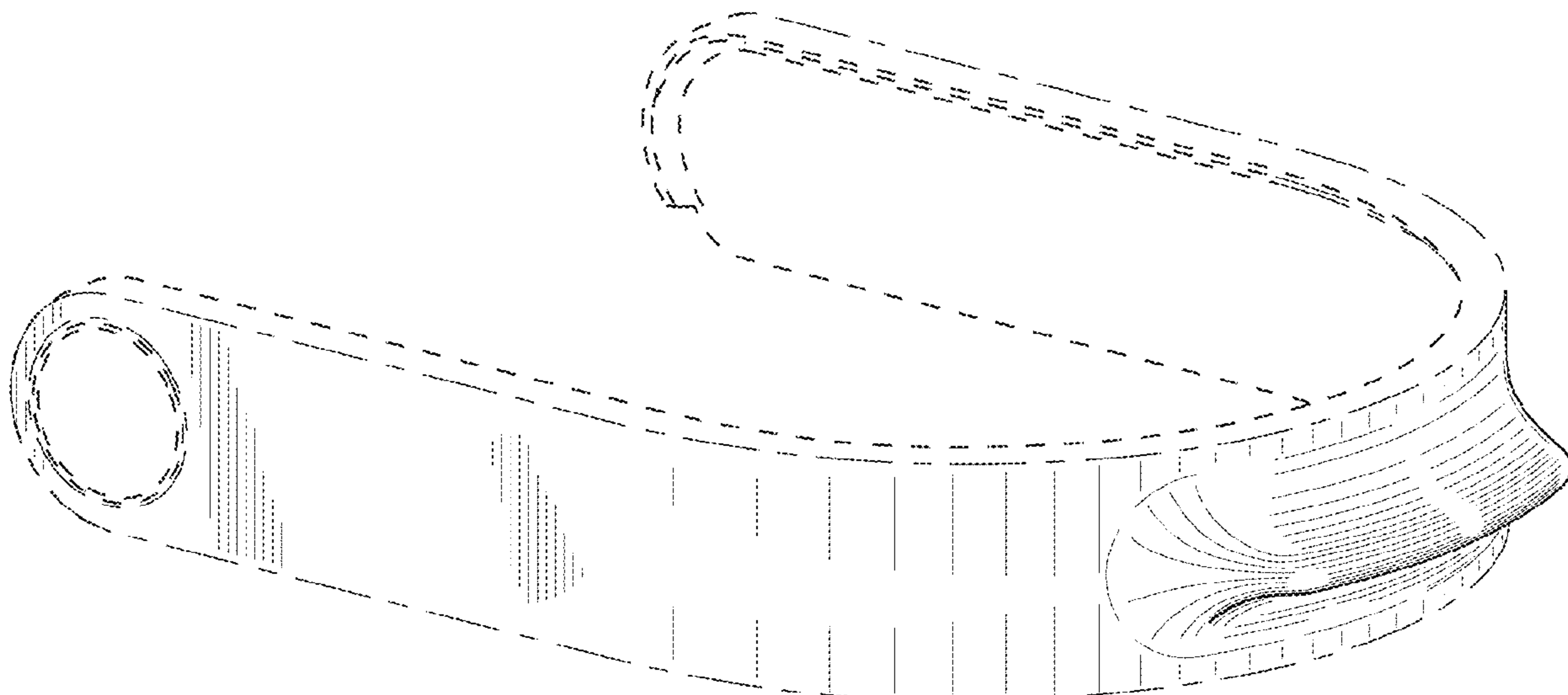
(57) **CLAIM**

The ornamental design for a handle, as shown and described.

DESCRIPTION

FIG. 1 is a top, front, left side perspective view of a handle of my new design;
FIG. 2 is a front elevation view thereof;
FIG. 3 is a bottom plan view thereof;
FIG. 4 is a top plan view thereof;
FIG. 5 is a left side elevation view thereof;
FIG. 6 is a right side elevation view thereof; and,
FIG. 7 is a rear elevation view thereof.
The short dash-long dash broken lines illustrate boundaries of the claimed design and form no part of the claimed design. The dash-dash broken lines illustrate portions of the handle that form no part of the claimed design.

1 Claim, 4 Drawing Sheets



(56)

References Cited

U.S. PATENT DOCUMENTS

| | | | | | |
|--------------|------|---------|------------|-------|--------------|
| D699,065 | S * | 2/2014 | Bucher | | D7/306 |
| D704,525 | S * | 5/2014 | Coakley | | B25G 3/32 |
| | | | | | D8/107 |
| D720,180 | S * | 12/2014 | Manly | | D7/397 |
| D752,383 | S * | 3/2016 | Zox | | D7/396.1 |
| D756,774 | S * | 5/2016 | McWilliams | | D9/443 |
| D779,910 | S * | 2/2017 | Paquette | | D8/308 |
| D843,797 | S * | 3/2019 | Joseph | | D7/698 |
| D854,364 | S * | 7/2019 | Fucci | | D7/306 |
| D877,563 | S * | 3/2020 | Cauwood | | D7/397 |
| D909,173 | S * | 2/2021 | Sabberton | | D8/300 |
| D911,103 | S * | 2/2021 | Vogt | | D7/397 |
| 2011/0265658 | A1 * | 11/2011 | Talon | | A47J 31/407 |
| | | | | | 99/289 R |
| 2015/0173563 | A1 * | 6/2015 | Priley | | A47J 31/407 |
| | | | | | 426/425 |
| 2015/0216350 | A1 * | 8/2015 | Talon | | A47J 31/0673 |
| | | | | | 99/295 |
| 2019/0212205 | A1 * | 7/2019 | McColl | | A47J 31/4489 |

* cited by examiner

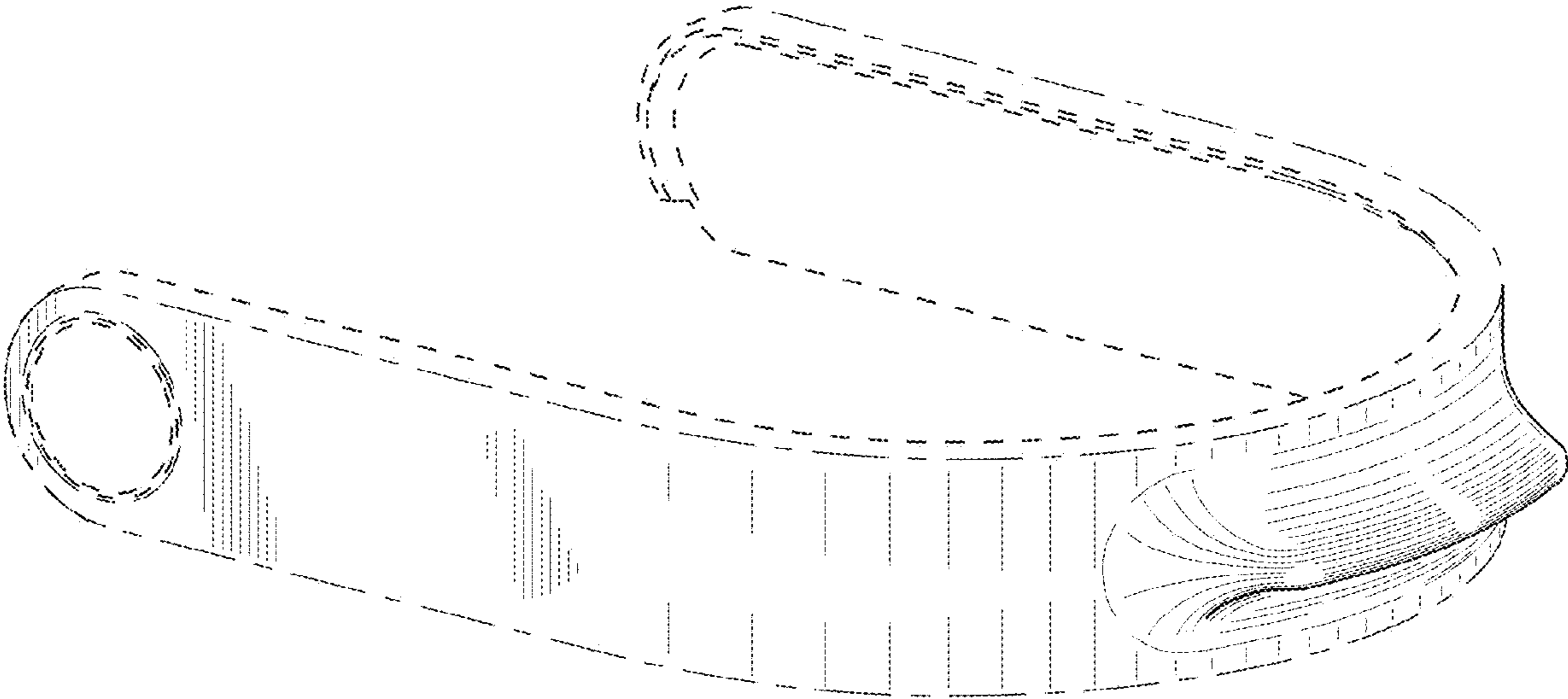


FIG. 1




FIG. 2




FIG. 3

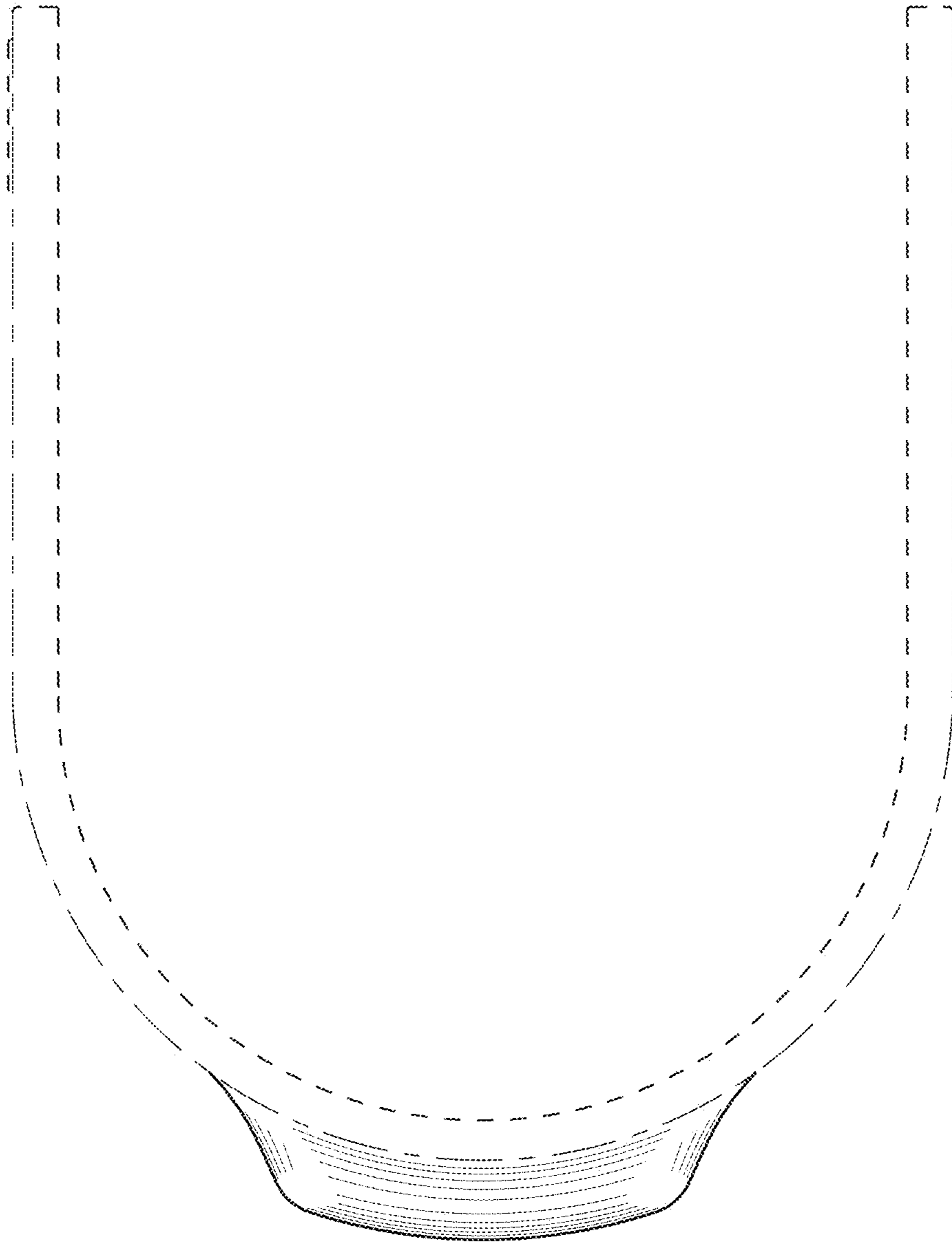


FIG. 4




FIG. 5

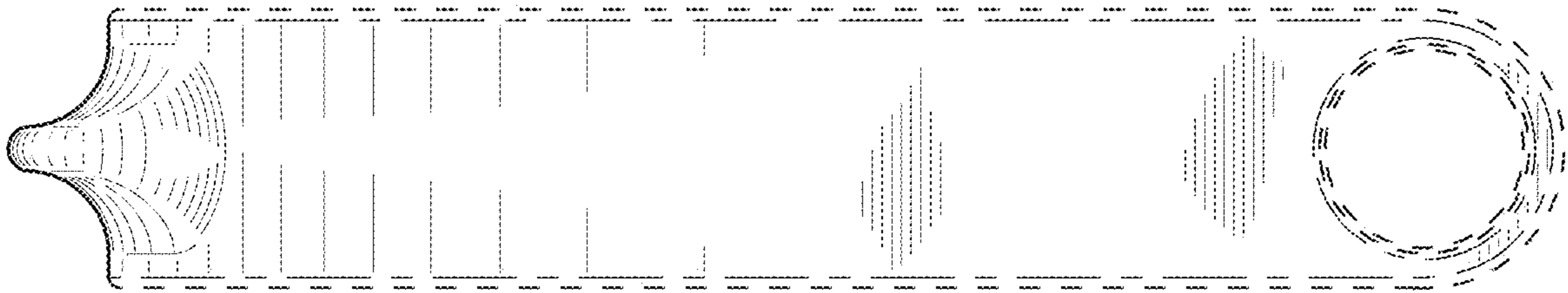


FIG. 6




FIG. 7