



US00D936436S

(12) **United States Design Patent** (10) **Patent No.:** **US D936,436 S**  
**Lind et al.** (45) **Date of Patent:** **\*\* Nov. 23, 2021**

(54) **TRENCHING SPADE**  
(71) Applicant: **The Great States Corporation,**  
Indianapolis, IN (US)  
(72) Inventors: **Matthias Lind,** Indianapolis, IN (US);  
**Michael Kersey,** Noblesville, IN (US)  
(73) Assignee: **The Great States Corporation,**  
Indianapolis, IN (US)  
(\*\*) Term: **15 Years**  
(21) Appl. No.: **29/723,911**  
(22) Filed: **Feb. 11, 2020**  
(51) **LOC (13) Cl.** ..... **08-01**  
(52) **U.S. Cl.**  
USPC ..... **D8/10**  
(58) **Field of Classification Search**  
USPC ..... D8/10, 7, 9  
CPC ..... A01B 1/02; A01B 1/022; A01B 1/026;  
A01B 1/22; A01B 15/02; A01B 1/028;  
A01B 1/04; E01H 5/00; E01H 5/02;  
B25G 1/04  
See application file for complete search history.

(56) **References Cited**  
U.S. PATENT DOCUMENTS  
457,871 A 8/1891 Silliman  
D32,854 S \* 6/1900 McClintock ..... D8/9  
1,027,345 A \* 5/1912 Lapin ..... A01B 1/02  
294/49  
1,571,818 A \* 2/1926 Ternan ..... A01B 1/02  
294/49  
1,687,986 A \* 10/1928 Miller ..... A01B 1/08  
172/381  
1,881,112 A 10/1932 David  
1,908,735 A 5/1933 Donaldson  
D102,957 S \* 1/1937 Renner ..... D8/9

5,520,429 A 5/1996 Gregory  
5,669,649 A 9/1997 Metcalf  
D407,955 S \* 4/1999 Bierman ..... D8/10  
D426,436 S \* 6/2000 Ng ..... D8/10  
D492,885 S \* 7/2004 Whitlock ..... D8/10  
D495,568 S \* 9/2004 Register ..... D8/10  
D563,742 S 3/2008 Baker  
D564,313 S 3/2008 Baker  
D564,314 S 3/2008 Baker  
D564,315 S 3/2008 Baker  
D569,202 S 5/2008 Baker  
D569,697 S 5/2008 Baker  
D569,698 S 5/2008 Baker  
D570,653 S 6/2008 Baker  
D570,654 S 6/2008 Baker  
D579,287 S 10/2008 Hyp et al.  
D579,288 S 10/2008 Baker

(Continued)

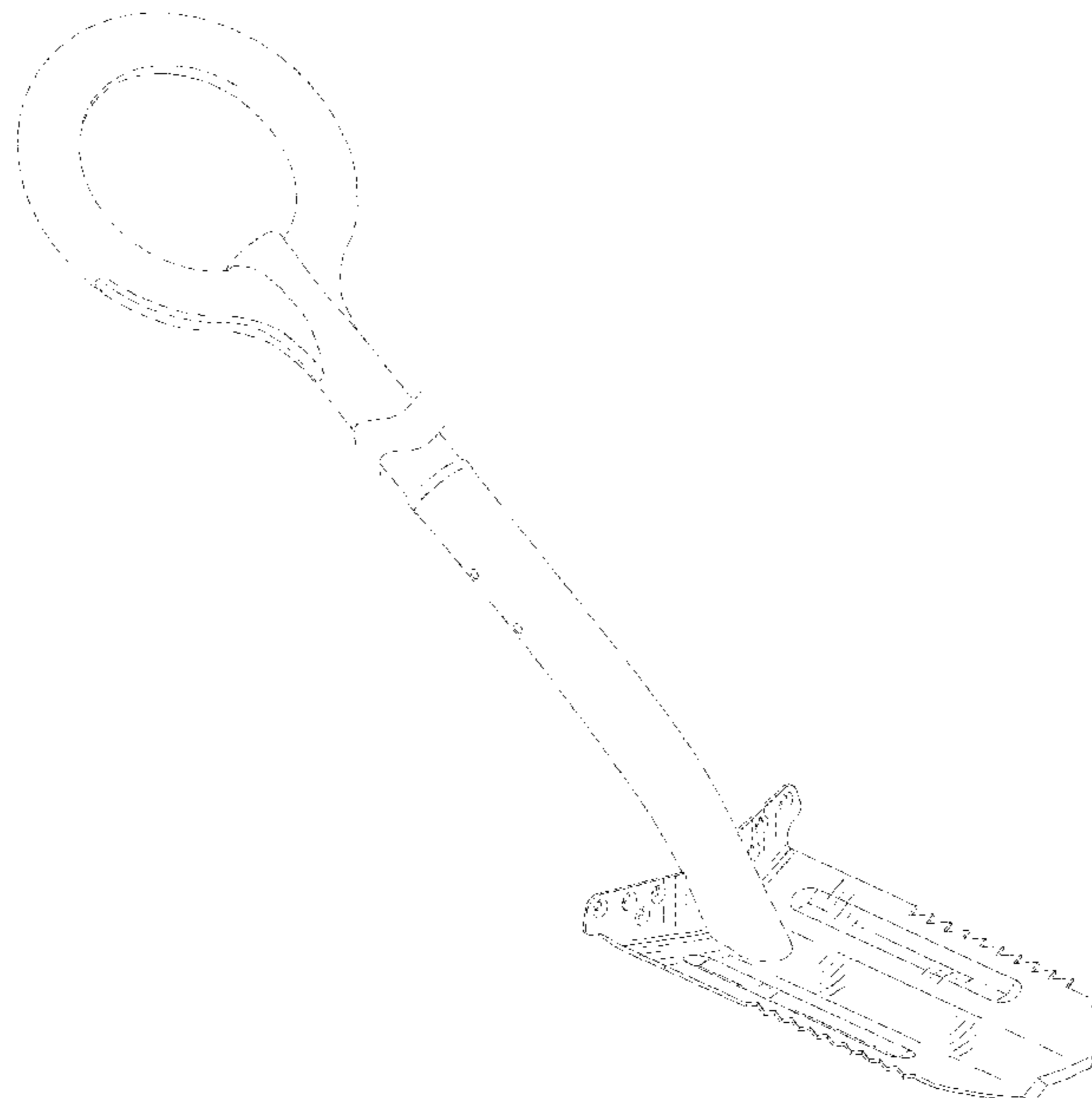
*Primary Examiner* — Holly E Thurman  
*Assistant Examiner* — Ieisha N Price  
(74) *Attorney, Agent, or Firm* — Miller Johnson

(57) **CLAIM**  
We claim the ornamental design for a trenching spade, as shown and described.

**DESCRIPTION**

FIG. 1 is a front perspective view of a trenching spade showing our new design;  
FIG. 2 is a front view of the trenching spade of FIG. 1;  
FIG. 3 is a rear view of the trenching spade of FIG. 1;  
FIG. 4 is a right side view of the trenching spade of FIG. 1, the opposing left side view being identical thereto;  
FIG. 5 is a top view of the trenching spade of FIG. 1; and,  
FIG. 6 is a bottom view of the trenching spade of FIG. 1.  
The dash-dash broken lines in the drawings illustrate portions of the trenching spade and form no part of the claimed design. Shade lines in the drawing views show contour and not surface ornamentation of the claimed design.

**1 Claim, 6 Drawing Sheets**



(56)

**References Cited**

## U.S. PATENT DOCUMENTS

D588,424	S	3/2009	Baker	
D588,882	S	3/2009	Baker, II	
D595,550	S	7/2009	Wong et al.	
D623,488	S	9/2010	Randolph et al.	
D626,390	S	11/2010	Randolph et al.	
7,836,557	B2	11/2010	Baker	
8,006,351	B2	8/2011	Baker	
D665,637	S	8/2012	Baker	
D682,055	S	5/2013	Hyp et al.	
D682,642	S	5/2013	Baker	
D684,441	S	6/2013	Baker	
D699,528	S *	2/2014	Randolph .....	D8/10
D699,529	S *	2/2014	Randolph .....	D8/10
D770,249	S	11/2016	Mathieu	
D775,501	S *	1/2017	Marron .....	D8/8
D799,288	S	10/2017	Baker	
D803,643	S *	11/2017	Smith .....	D8/10
D810,527	S	2/2018	Baker	
D810,528	S	2/2018	Baker	
D810,529	S	2/2018	Baker	
D813,622	S	3/2018	Baker	
D823,081	S	7/2018	Baker	
D863,000	S *	10/2019	Shull .....	D8/1
D887,798	S *	6/2020	Eichler .....	D8/10
D893,962	S *	8/2020	Murphy .....	D8/7
D895,383	S *	9/2020	Thorn .....	D8/10
2008/0309106	A1	12/2008	Baker	
2010/0051297	A1	3/2010	Mathieu	
2016/0338255	A1 *	11/2016	Park .....	A01B 1/04
2019/0014711	A1 *	1/2019	Shull .....	A01B 1/02

\* cited by examiner

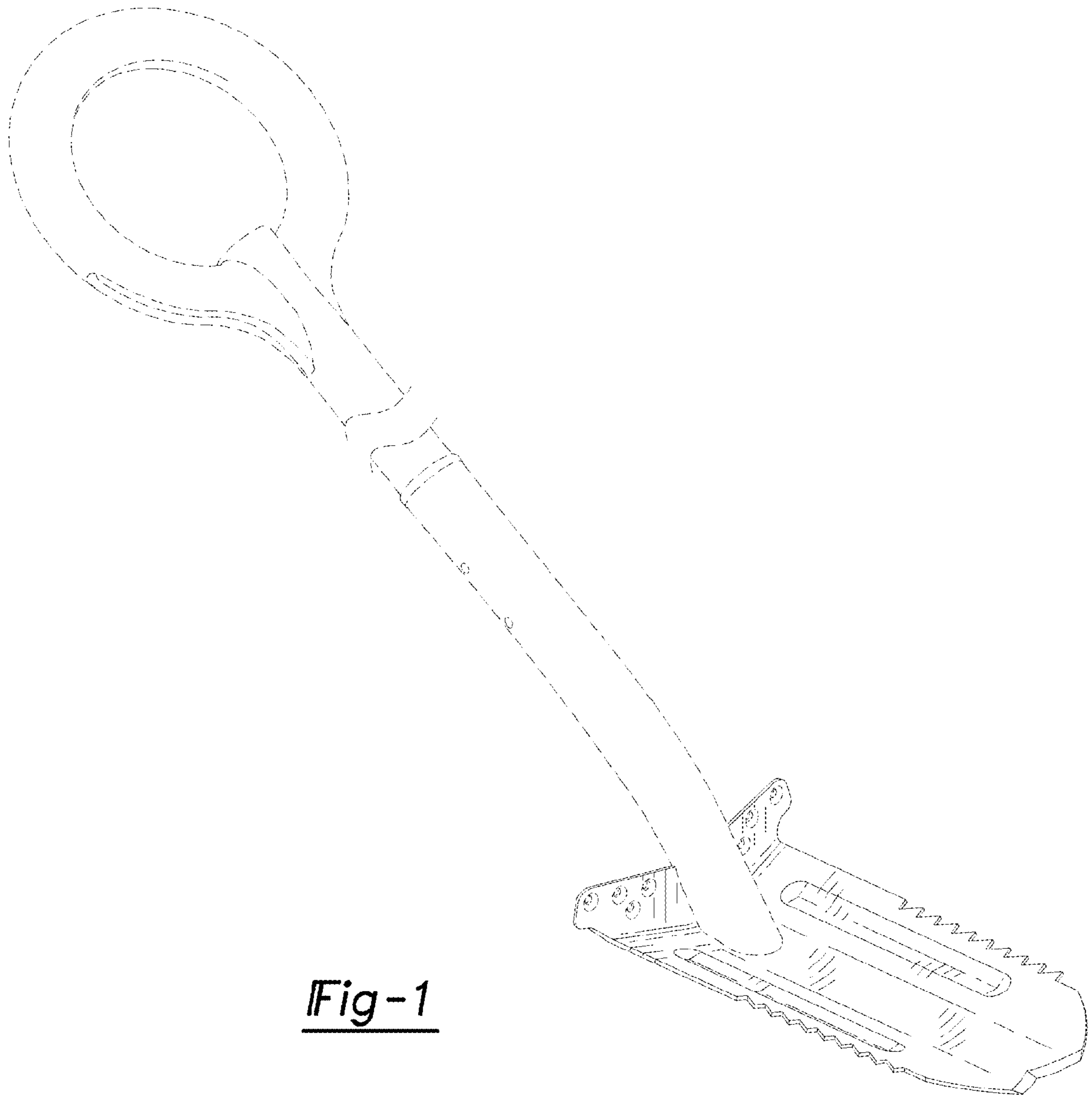


Fig-1

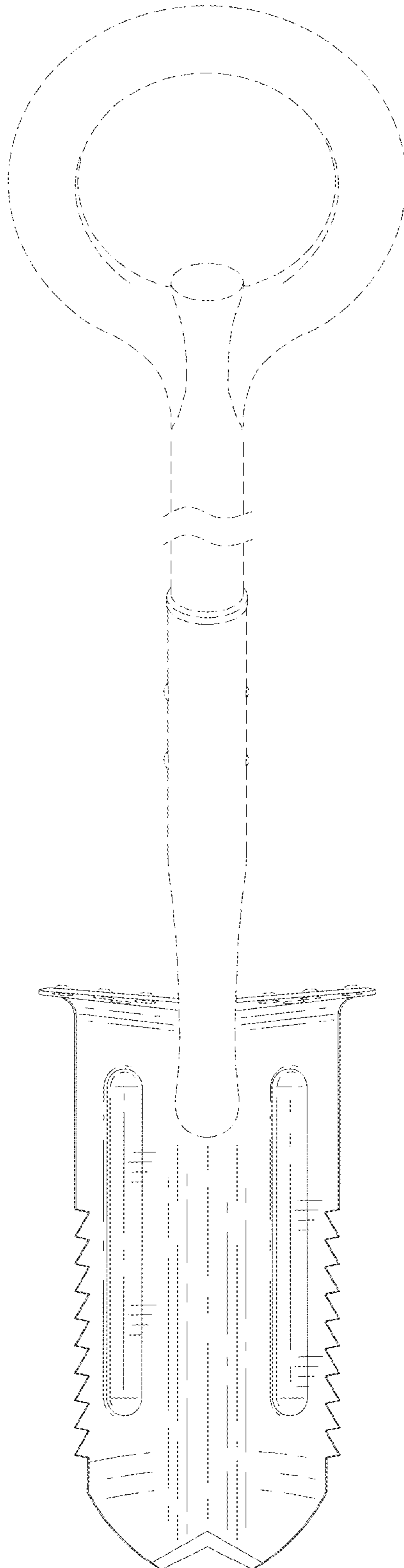


Fig-2

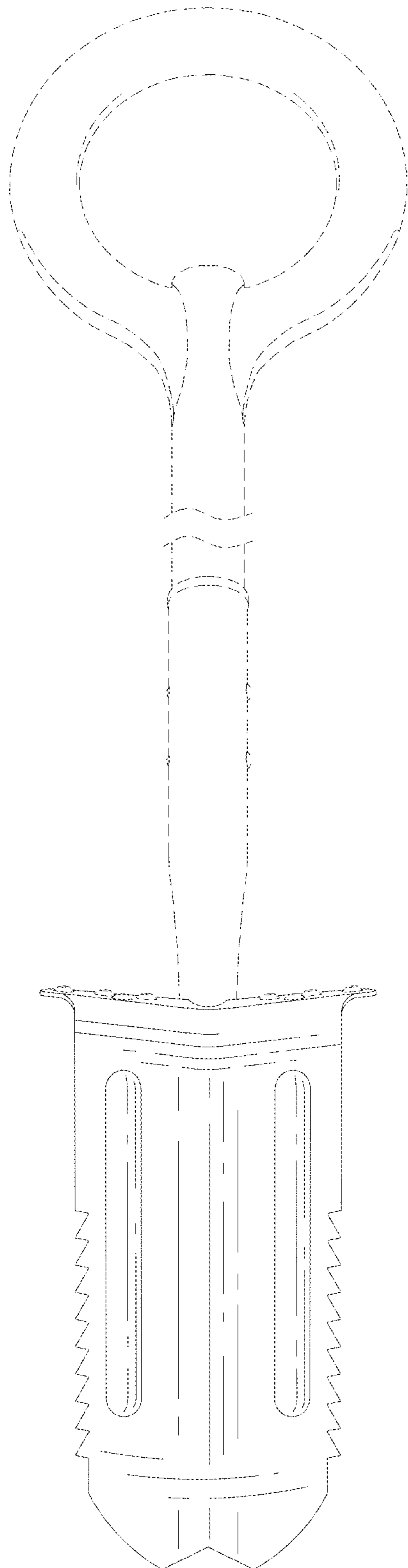


Fig-3

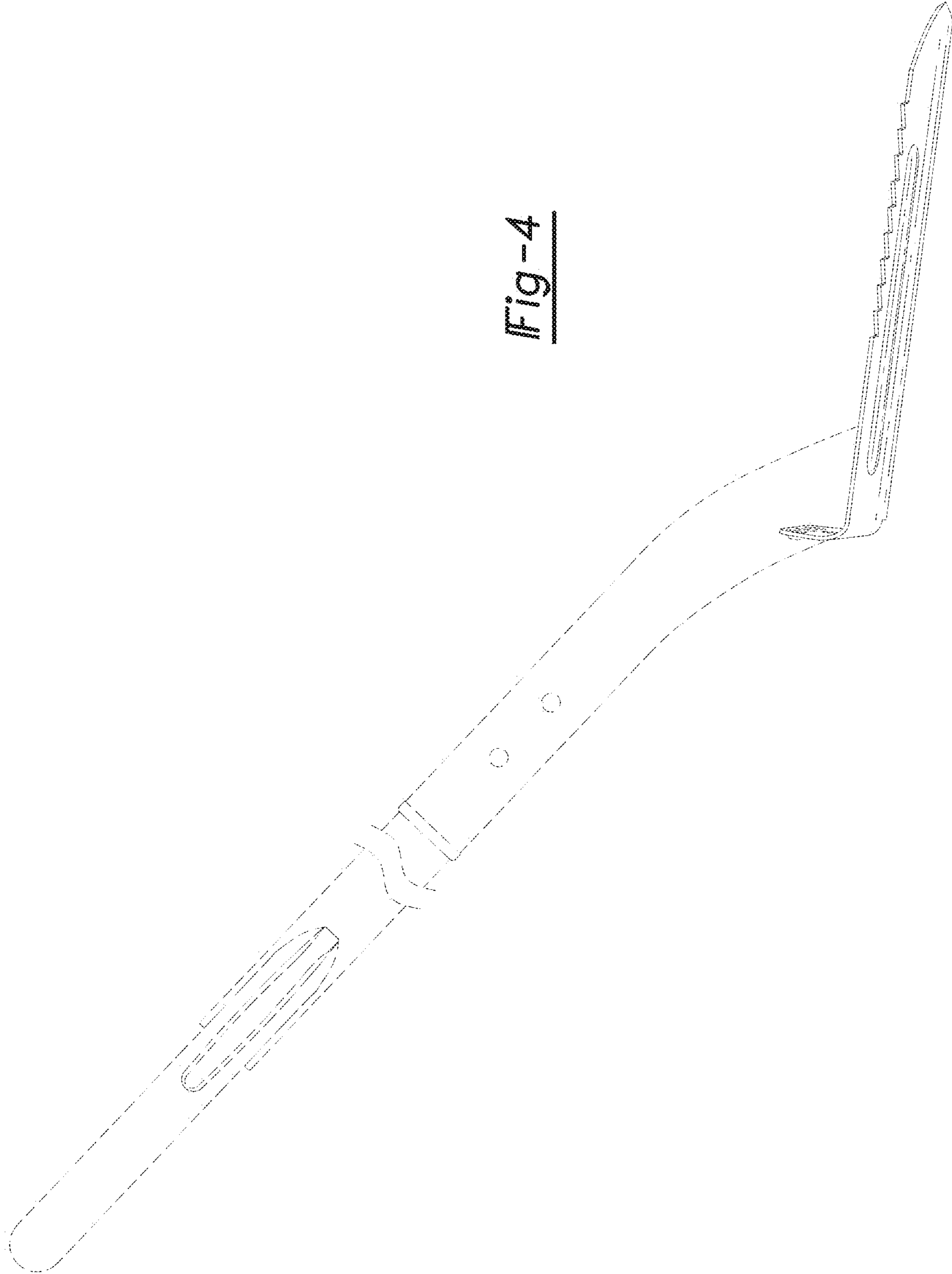


Fig-4

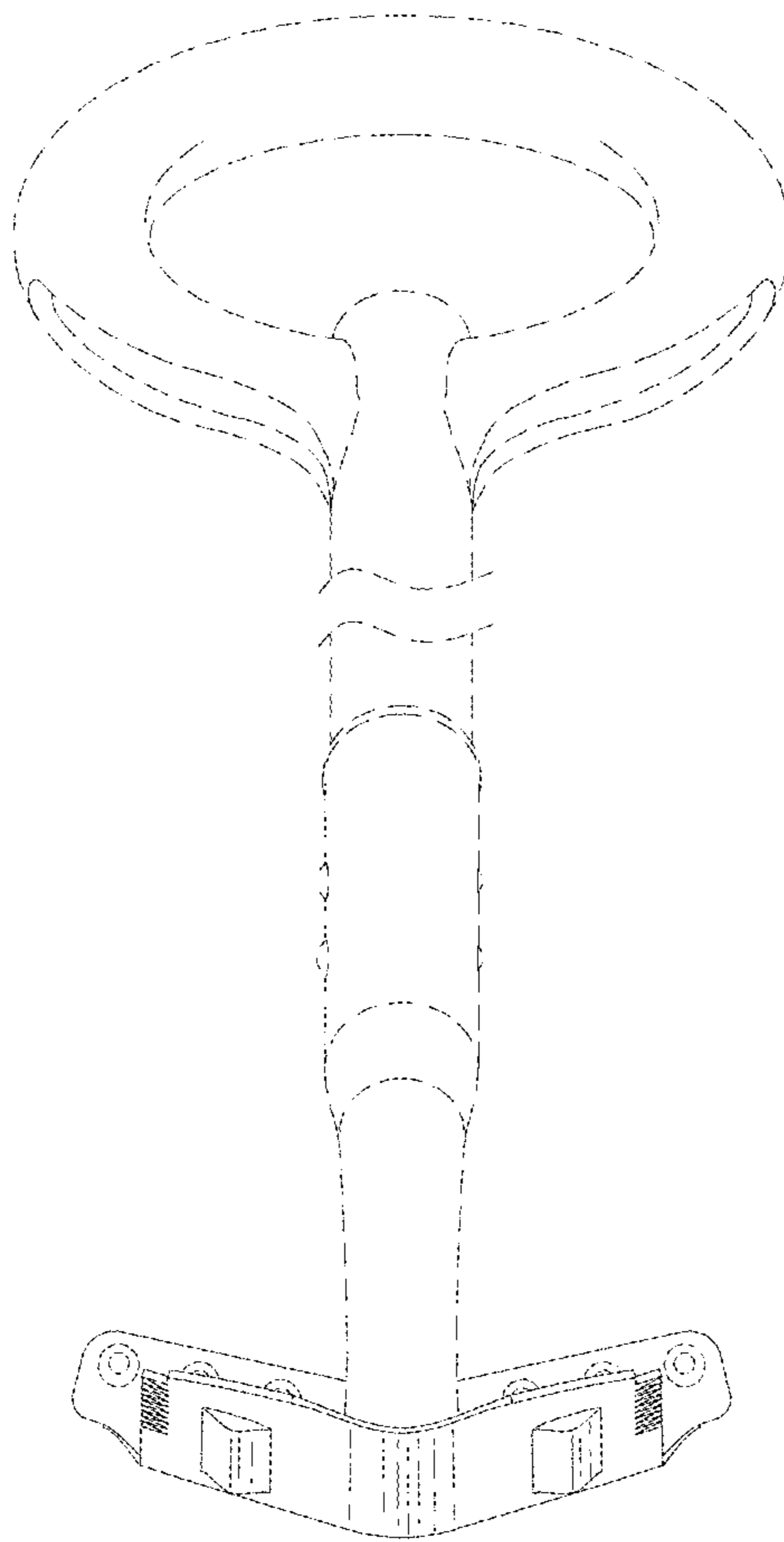


Fig-5

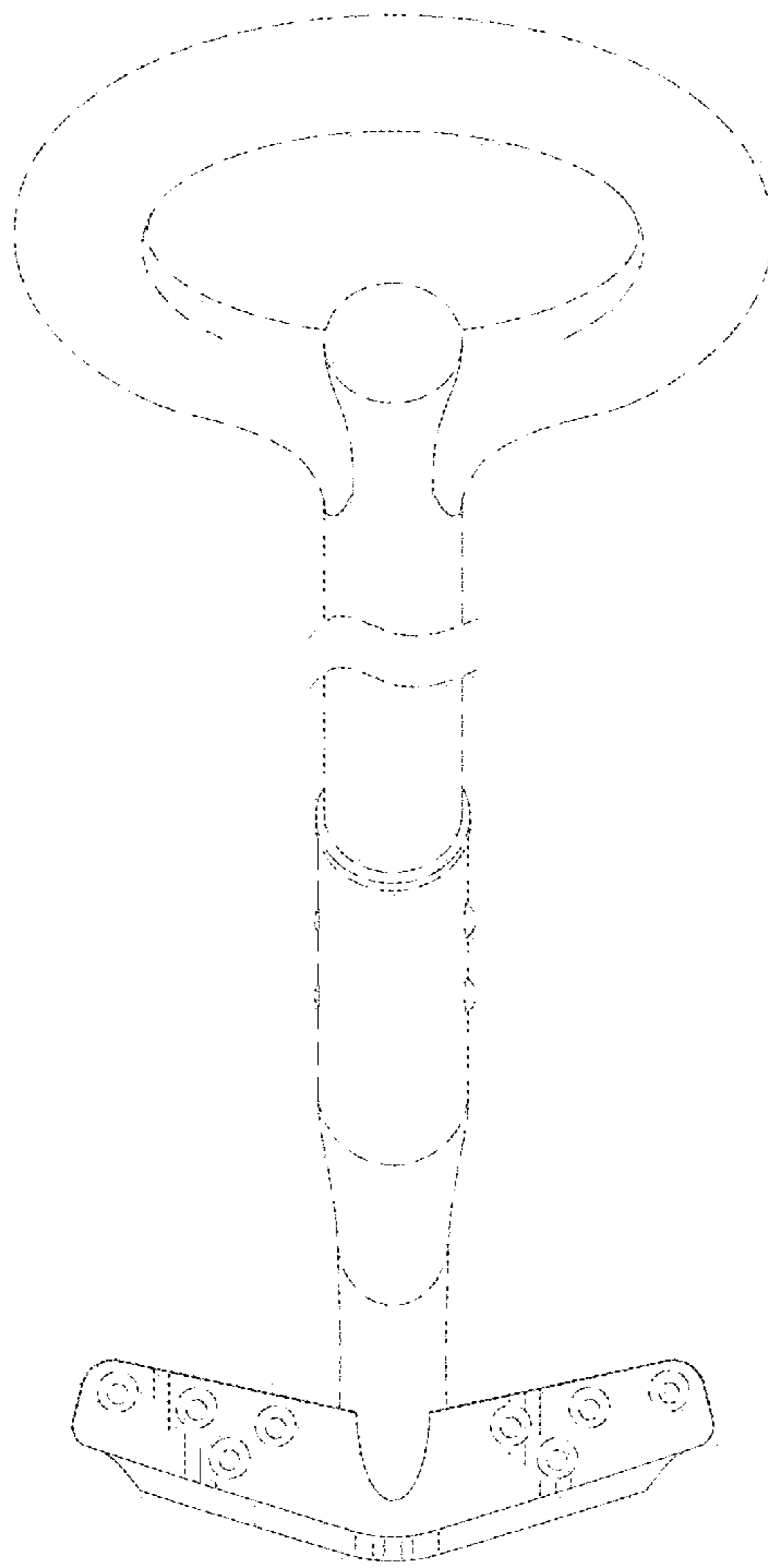


Fig-6