



US00D936421S

(12) **United States Design Patent** (10) **Patent No.:** **US D936,421 S**
Li (45) **Date of Patent:** **** Nov. 23, 2021**

(54) **CAKE TURNTABLE**
(71) Applicant: **Jianhua Yang**, Shenzhen (CN)
(72) Inventor: **Xubiao Li**, Shenzhen (CN)
(73) Assignee: **Jianhua Yang**, Shenzhen (CN)
(**) Term: **15 Years**
(21) Appl. No.: **29/775,278**
(22) Filed: **Mar. 22, 2021**
(51) **LOC (13) Cl.** **07-01**
(52) **U.S. Cl.**
USPC **D7/501**
(58) **Field of Classification Search**
USPC D7/501, 500, 553.6, 554.1, 590, 600.2;
211/74, 133.4
CPC A47J 47/16; A47B 49/004
See application file for complete search history.

5,736,659 A * 4/1998 Kyle, Jr. A47G 19/025
446/265
5,894,944 A * 4/1999 Swift A47G 23/08
211/128.1
D441,258 S * 5/2001 Spiegelman D7/501
D507,933 S * 8/2005 Carmichael D7/505
D556,516 S * 12/2007 Dien D7/500
D558,526 S * 1/2008 Molina D7/550.1
D624,360 S * 9/2010 Leavelle D7/501
D636,637 S * 4/2011 Lupkes D7/558
8,550,014 B1 * 10/2013 Mariani A47G 19/00
108/150
D734,100 S * 7/2015 Miller D7/558
D788,584 S * 6/2017 Chen D9/456
9,936,805 B2 * 4/2018 McGregor A47B 49/006
D839,671 S * 2/2019 Greenwood D7/501
D853,788 S 7/2019 Zeng
D883,036 S * 5/2020 Liao D7/558
D889,210 S * 7/2020 Jones D7/610
D898,488 S * 10/2020 Chen D6/677
D925,983 S * 7/2021 Han D7/501
2005/0194873 A1 * 9/2005 Hoffman A47B 49/006
312/305

(Continued)

Primary Examiner — Cynthia R Underwood

(56) **References Cited**
U.S. PATENT DOCUMENTS

D38,140 S * 7/1906 Paurowicz D7/558
D92,981 S * 8/1934 Del Conte et al. D7/614
D102,967 S * 1/1937 Daum D7/501
D197,981 S * 4/1964 Miller D7/505
3,951,079 A * 4/1976 Tolleson A47F 5/02
108/94
D240,343 S * 6/1976 Moore, Jr. D6/692.3
D272,215 S * 1/1984 Daenen D7/558
4,972,947 A * 11/1990 McCarthy B43M 99/006
206/214
D312,756 S * 12/1990 Crisci D7/610
5,312,003 A * 5/1994 Domenig A47B 49/004
211/131.1
D362,787 S * 10/1995 Burke D7/501
5,494,346 A * 2/1996 Domenig A47B 49/004
312/238
D380,350 S * 7/1997 Tortorella D7/501

(57) **CLAIM**

The ornamental design for a cake turntable, as shown and described.

DESCRIPTION

FIG. 1 is a perspective view of a cake turntable showing my new design;
FIG. 2 is another perspective view thereof;
FIG. 3 is a front elevational view thereof
FIG. 4 is a rear elevational view thereof;
FIG. 5 is a left side elevational view thereof;
FIG. 6 is a right side elevational view thereof;
FIG. 7 is a top plan view thereof; and,
FIG. 8 is a bottom plan view thereof.

1 Claim, 8 Drawing Sheets



(56)

References Cited

U.S. PATENT DOCUMENTS

2009/0230069 A1* 9/2009 Naden A47B 49/004
211/144
2011/0127228 A1* 6/2011 Sagel A47B 49/004
211/144

* cited by examiner



FIG. 1



FIG. 2




FIG. 3




FIG. 4




FIG. 5




FIG. 6




FIG. 7




FIG. 8