



US00D936408S

(12) **United States Design Patent** (10) **Patent No.:** **US D936,408 S**
Tan (45) **Date of Patent:** **** Nov. 23, 2021**

(54) **STOVE**
(71) Applicant: **SHENZHEN HUOJI HOME FURNISHING CO., LTD.**, Shenzhen (CN)
(72) Inventor: **Shixiang Tan**, Shenzhen (CN)
(73) Assignee: **SHENZHEN HUOJI HOME FURNISHING CO., LTD.**, Shenzhen (CN)

4,911,140 A * 3/1990 Robinson F24B 1/205
126/59
D336,210 S * 6/1993 Birtwisle D7/340
5,906,196 A * 5/1999 Measom F24C 3/14
126/304 A
D449,491 S * 10/2001 Measom D7/334
D477,497 S 7/2003 Monguilod
D540,103 S * 4/2007 Jensen D7/346
D585,696 S * 2/2009 Sindeaux D7/340
D678,720 S * 3/2013 Segers D7/402
D787,255 S * 5/2017 Cho D7/340
(Continued)

(**) Term: **15 Years**

OTHER PUBLICATIONS

(21) Appl. No.: **29/758,231**
(22) Filed: **Nov. 13, 2020**
(51) **LOC (13) Cl.** **07-02**
(52) **U.S. Cl.**
USPC **D7/340**
(58) **Field of Classification Search**
USPC D7/323, 328-330, 334, 339-349, 390,
D7/402-406; D8/300-306
CPC ... A21B 2/00; A47J 37/00; A47J 37/06; A47J
37/0611; A47J 37/08; A47J 37/0807;
A47J 37/0814; A47J 37/0835; A47J
37/0842; A47J 37/085; A47J 37/0864;
A47J 37/0878; A47J 37/0885; A47J
37/0892; F24B 1/205; F24C 1/16; F24C
3/14; F24C 7/00; F24C 7/002; F24C
7/046; F24C 7/067; F24C 15/02; F24C
15/04; F24C 15/10; F24C 15/20; F24C
15/102
See application file for complete search history.

Signature Design by Ashley—Perrymount Outdoor Rectangular Fire Pit Bar Table. Date First Reviewed Available on Amazon.com Jun. 17, 2018. <https://www.amazon.com/Ashley-Furniture-Signature-Design-Rectangular/dp/B078K3ZTDW/ref> (Year: 2018).*

Primary Examiner — Ricky Pham


(56) **References Cited**
U.S. PATENT DOCUMENTS
1,626,035 A * 4/1927 Hanson F24C 1/16
126/38
2,459,515 A * 1/1949 Flinner F24C 1/16
126/38

(57) **CLAIM**
The ornamental design for a stove, as shown and described.

DESCRIPTION

The patent or application file contains at least one drawing executed in color. Copies of this patent or patent application publication with color drawing(s) will be provided by the Office upon request and payment of the necessary fee.
FIG. 1 is a perspective view of a stove showing my new design;
FIG. 2 is a front elevational view thereof;
FIG. 3 is a rear elevational view thereof;
FIG. 4 is a left side elevational view thereof;
FIG. 5 is a right side elevational view thereof; and,
FIG. 6 is a top plan view thereof.
The broken lines and areas within the broken lines form no part of the claimed design.

1 Claim, 6 Drawing Sheets
(6 of 6 Drawing Sheet(s) Filed in Color)



(56)

References Cited

U.S. PATENT DOCUMENTS

D874,209 S 2/2020 Harrell et al.
2018/0156468 A1* 6/2018 Bell F24C 15/20

* cited by examiner



FIG. 1




FIG. 2




FIG. 3




FIG. 4




FIG. 5




FIG. 6