

US00D936401S

(12) **United States Design Patent**
Wang

(10) **Patent No.:** **US D936,401 S**

(45) **Date of Patent:** **** Nov. 23, 2021**

(54) **EXPANDABLE CUPBOARD SHELF**

(71) Applicant: **Shuangsheng Wang, Yueyang (CN)**

(72) Inventor: **Shuangsheng Wang, Yueyang (CN)**

(**) Term: **15 Years**

(21) Appl. No.: **29/780,767**

(22) Filed: **Apr. 26, 2021**

(51) **LOC (13) Cl.** **06-06**

(52) **U.S. Cl.**
USPC **D6/675.5**

(58) **Field of Classification Search**
USPC D6/429, 460-461, 464, 468, 474,
D6/477-479, 672, 675, 675.1, 675.3,
D6/675.5, 705
CPC A47B 45/00; A47B 46/00; A47B 47/00;
A47B 47/02; A47B 47/021; A47B 73/00;
A47B 73/002; A47F 5/00; A47F 5/0031;
A47F 5/0056

See application file for complete search history.

(56) **References Cited**

U.S. PATENT DOCUMENTS

D215,773 S *	10/1969	Maslow	D6/675.5
5,097,971 A *	3/1992	Norris	A47B 87/0207
				211/126.6
D413,218 S *	8/1999	Doty	D6/675.5
D455,029 S *	4/2002	Gusdorf	D6/675.4
D579,237 S *	10/2008	Gusdorf	D6/675.2
D587,492 S *	3/2009	Gusdorf	D6/675.5
D690,965 S *	10/2013	Goodman	D6/675.5
D690,966 S *	10/2013	Goodman	D6/675.5
D717,599 S *	11/2014	Lu	D7/409
D719,383 S *	12/2014	Goodman	D6/675.5
D723,309 S *	3/2015	Goodman	D6/675.5

D724,358 S *	3/2015	Tsai	D6/675.3
D725,414 S *	3/2015	Goodman	D6/675.5
D730,666 S *	6/2015	Goodman	D6/675.3
D742,664 S *	11/2015	Hsu	D6/675.5
D742,665 S *	11/2015	Goodman	D6/675.5
D771,984 S *	11/2016	Tsai	D6/675.5
D798,637 S *	10/2017	Min		
D911,131 S *	2/2021	Gong	D7/698

OTHER PUBLICATIONS

https://www.pricepulse.app/cabinet-shelf-organizers-expandable-shelf-organize_us_13578932.*

* cited by examiner

Primary Examiner — Kelley A Donnelly

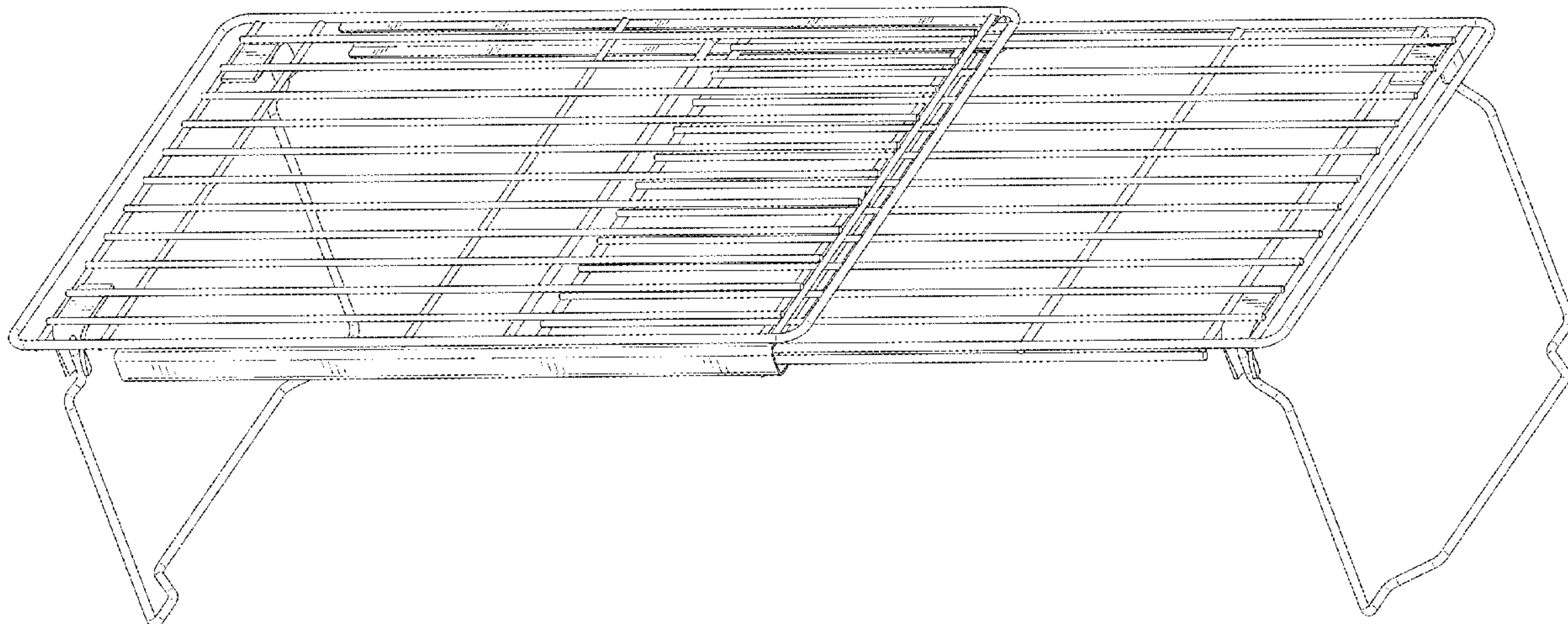
(57) **CLAIM**

The ornamental design for an expandable cupboard shelf, as shown and described.

DESCRIPTION

FIG. 1 is a perspective view of an expandable cupboard shelf showing my new design;
 FIG. 2 is another perspective view thereof;
 FIG. 3 is a front elevational view thereof;
 FIG. 4 is a rear elevational view thereof;
 FIG. 5 is a left side elevational view thereof;
 FIG. 6 is a right side elevational view thereof;
 FIG. 7 is a top plan view thereof;
 FIG. 8 is a bottom plan view thereof;
 FIG. 9 is a perspective view of the expandable cupboard shelf where the expandable cupboard shelf is in a first configuration of use; and,
 FIG. 10 is a perspective view of the expandable cupboard shelf where the expandable cupboard shelf is in a second configuration of use.

1 Claim, 10 Drawing Sheets






FIG. 1




FIG. 2

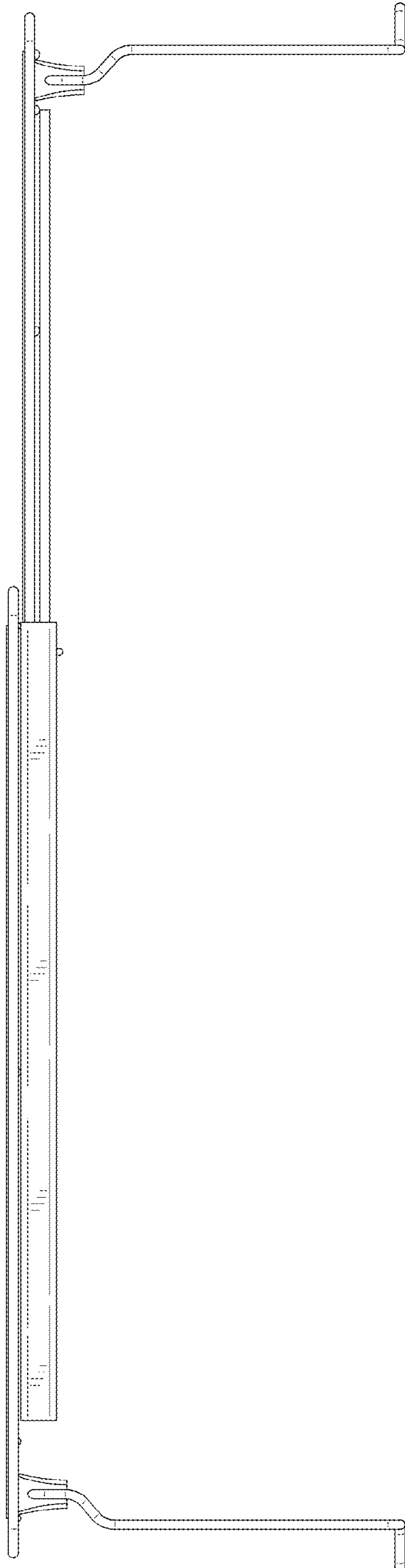


FIG. 3

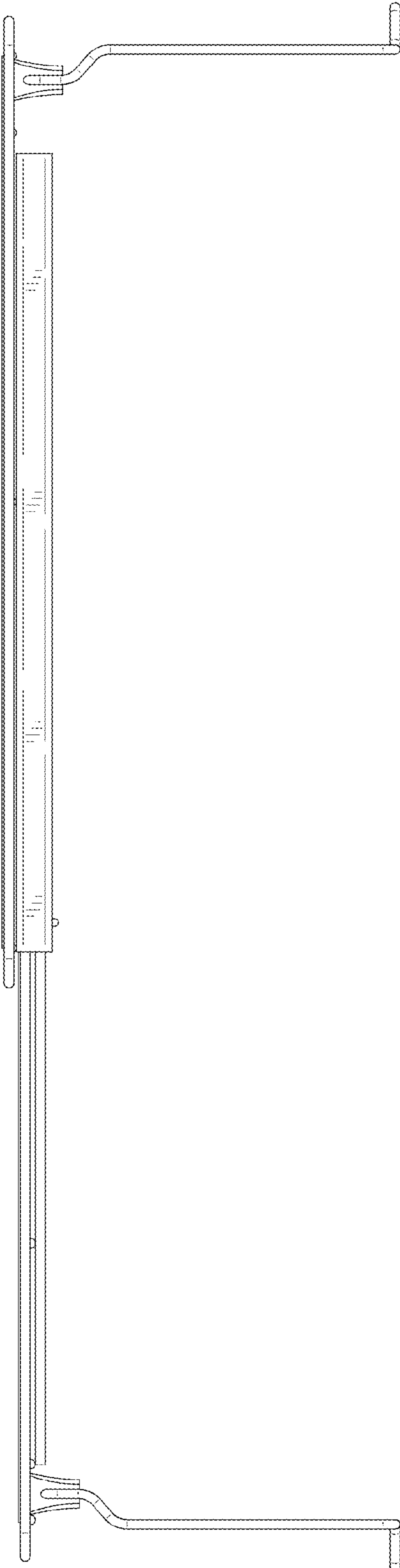


FIG. 4




FIG. 5




FIG. 6

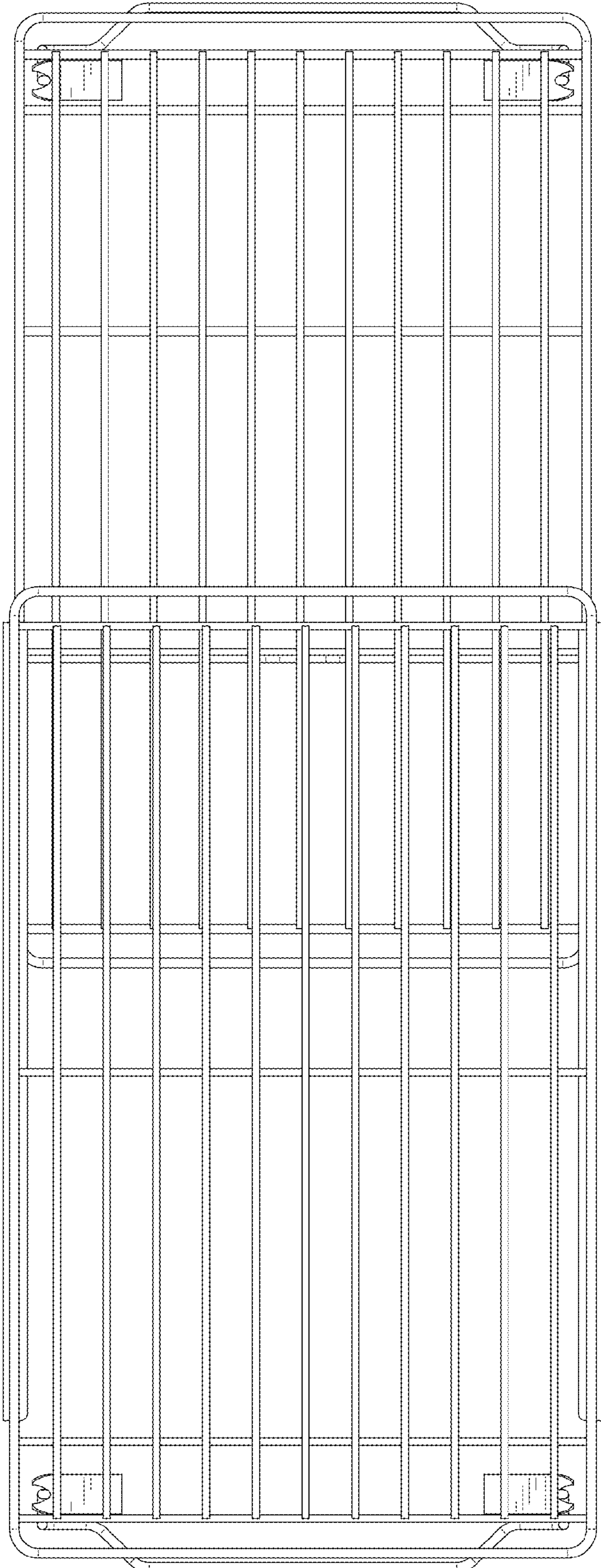


FIG. 7




FIG. 8




FIG. 9




FIG. 10