



US00D936392S

(12) **United States Design Patent**
Martin

(10) **Patent No.:** **US D936,392 S**

(45) **Date of Patent:** **** Nov. 23, 2021**

- (54) **FLAT-FOLD FITTED SHEET**
- (71) Applicant: **Wendy Ilene Martin**, Clifton, VA (US)
- (72) Inventor: **Wendy Ilene Martin**, Clifton, VA (US)
- (**) Term: **15 Years**
- (21) Appl. No.: **29/744,594**
- (22) Filed: **Jul. 30, 2020**
- (51) **LOC (13) Cl.** **06-13**
- (52) **U.S. Cl.**
USPC **D6/602**
- (58) **Field of Classification Search**
USPC D6/582-583, 587-592, 595-609,
D6/617-622; D21/344-351, 363, 367;
D24/183
CPC A47G 9/00; A47G 2009/001; A47G
2009/002; A47G 2009/003; A47G 9/10;
A47G 9/1009; A47G 2009/1018; A47G
9/1045; A47G 9/1081; A47G 9/109;
A47G 2009/005; A47G 2009/006; A47G
9/02; A47G 9/0207; A47G 9/0215; A47G
9/0223; A47G 9/023; A47G 9/0238;
A47G 9/0246; A47G 9/0253; A47G
9/0261; A47G 2009/0269; A47G 11/002;
A47G 21/165; A47G 9/0284
See application file for complete search history.

- 5,729,847 A * 3/1998 Allardice A47G 9/02
5/494
- 6,804,844 B2 10/2004 Cushing
- 6,921,202 B2 7/2005 Raterman
- 6,988,283 B2 * 1/2006 Griffin A47G 9/0246
5/497
- 8,015,636 B2 9/2011 Bolish et al.
- D670,125 S 11/2012 Agarwall
- 8,561,235 B2 10/2013 Oh et al.
- 8,756,730 B2 6/2014 MacDonald
- D708,869 S 7/2014 Mun
(Continued)

FOREIGN PATENT DOCUMENTS

- CN 202060360 U 12/2011
- Primary Examiner* — Jennifer L Rempfer
- (74) *Attorney, Agent, or Firm* — Patricia C. Brzostowicz;
Superior Patent Group, LLC

(57) **CLAIM**

The ornamental design for a flat-fold fitted sheet, as shown and described.

DESCRIPTION

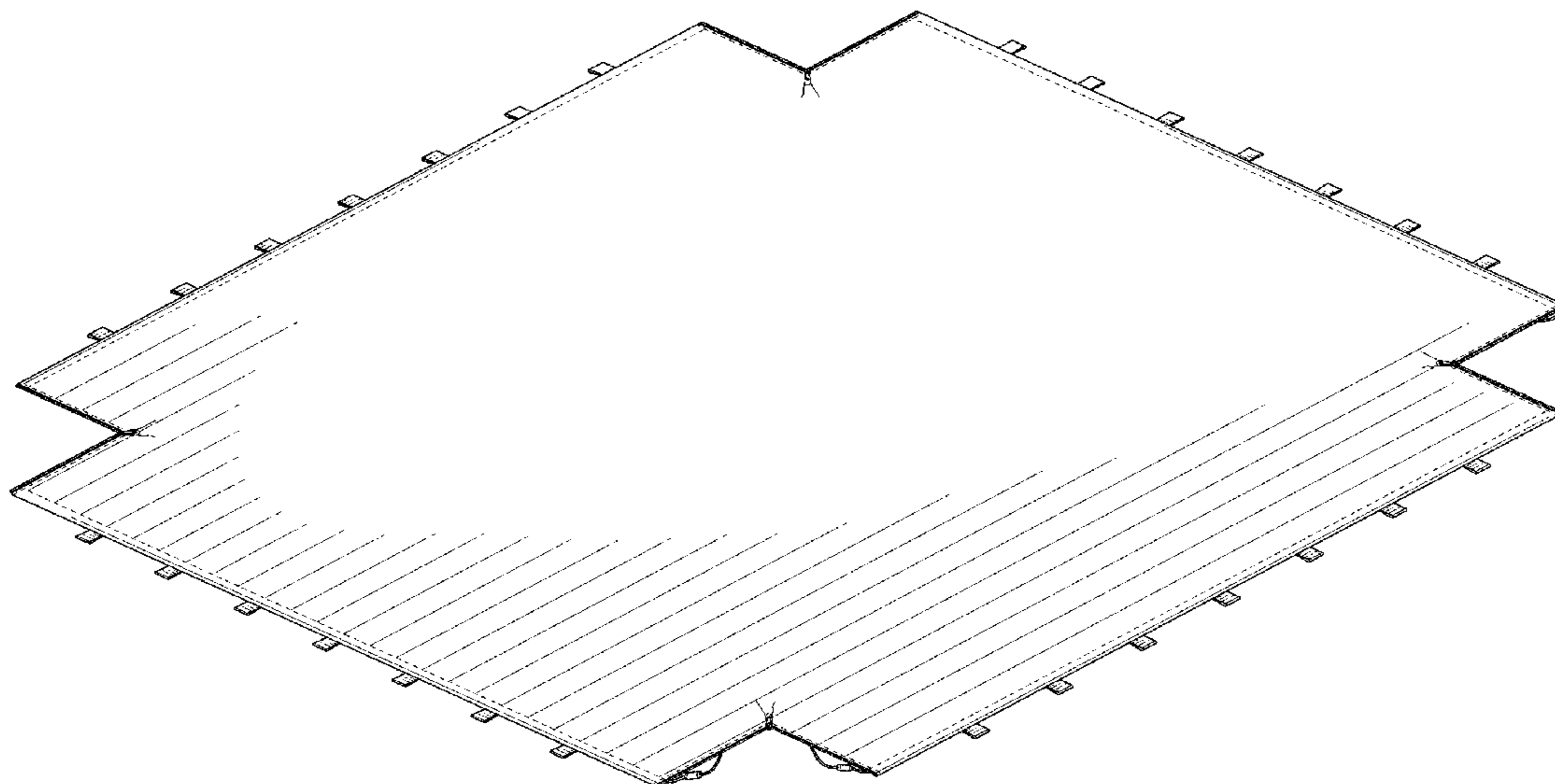
FIG. 1 is a perspective view for the flat-fold fitted sheet; FIG. 2 is a front view of the flat-fold fitted sheet; FIG. 3 is a back view of the flat-fold fitted sheet; FIG. 4 shows a left view of the flat-fold fitted sheet; FIG. 5 shows a right view of the flat-fold fitted sheet; FIG. 6 is a top view of the flat-fold fitted sheet; FIG. 7 is a bottom view of the flat-fold fitted sheet; FIG. 8 shows a closed environmental perspective view of the flat-fold fitted sheet; FIG. 9 shows an exploded environmental view of the flat-fold fitted sheet; and, FIG. 10 shows a detailed view of a corner of the flat-fold fitted sheet from FIG. 3.

The dashed lines shown in FIGS. 1-3, 8, and 10 show stitching on the flat-fold fitted sheet.

1 Claim, 7 Drawing Sheets

(56) **References Cited**
U.S. PATENT DOCUMENTS

- 1,359,526 A 11/1920 Ray
- 2,662,233 A 12/1953 Cheesman
- 3,243,827 A * 4/1966 Kintner A47G 9/0246
5/496
- 4,144,602 A * 3/1979 Fernandes A47G 9/0246
5/496
- 4,651,371 A * 3/1987 Hahn A47G 9/0246
5/490
- 4,777,677 A 10/1988 Dugan
- 5,046,207 A 9/1991 Chamberlain



(56)

References Cited

U.S. PATENT DOCUMENTS

D715,519	S *	10/2014	Dodd	D2/860
9,095,230	B2 *	8/2015	Shattuck	A47G 9/0223
9,510,698	B1 *	12/2016	Krotova	A47G 9/02
9,907,419	B1 *	3/2018	Mun	A47G 9/04
D846,914	S *	4/2019	Brathwaite	D6/602
10,314,419	B2 *	6/2019	Archibald	A47G 9/1045
D861,376	S *	10/2019	Malouf	D6/603
D898,477	S *	10/2020	Zhu	D6/608
2002/0095725	A1 *	7/2002	Dix	A47G 9/0223
					5/482
2006/0053553	A1 *	3/2006	Gomeh	A47C 21/022
					5/502
2007/0151028	A1	7/2007	Bauer		
2011/0047697	A1 *	3/2011	McBrearty	A47G 9/062
					5/417
2012/0124741	A1 *	5/2012	Okrzesik	A47G 9/0246
					5/496
2015/0026887	A1	1/2015	Taylor		
2016/0081497	A1	3/2016	Keinings		

* cited by examiner

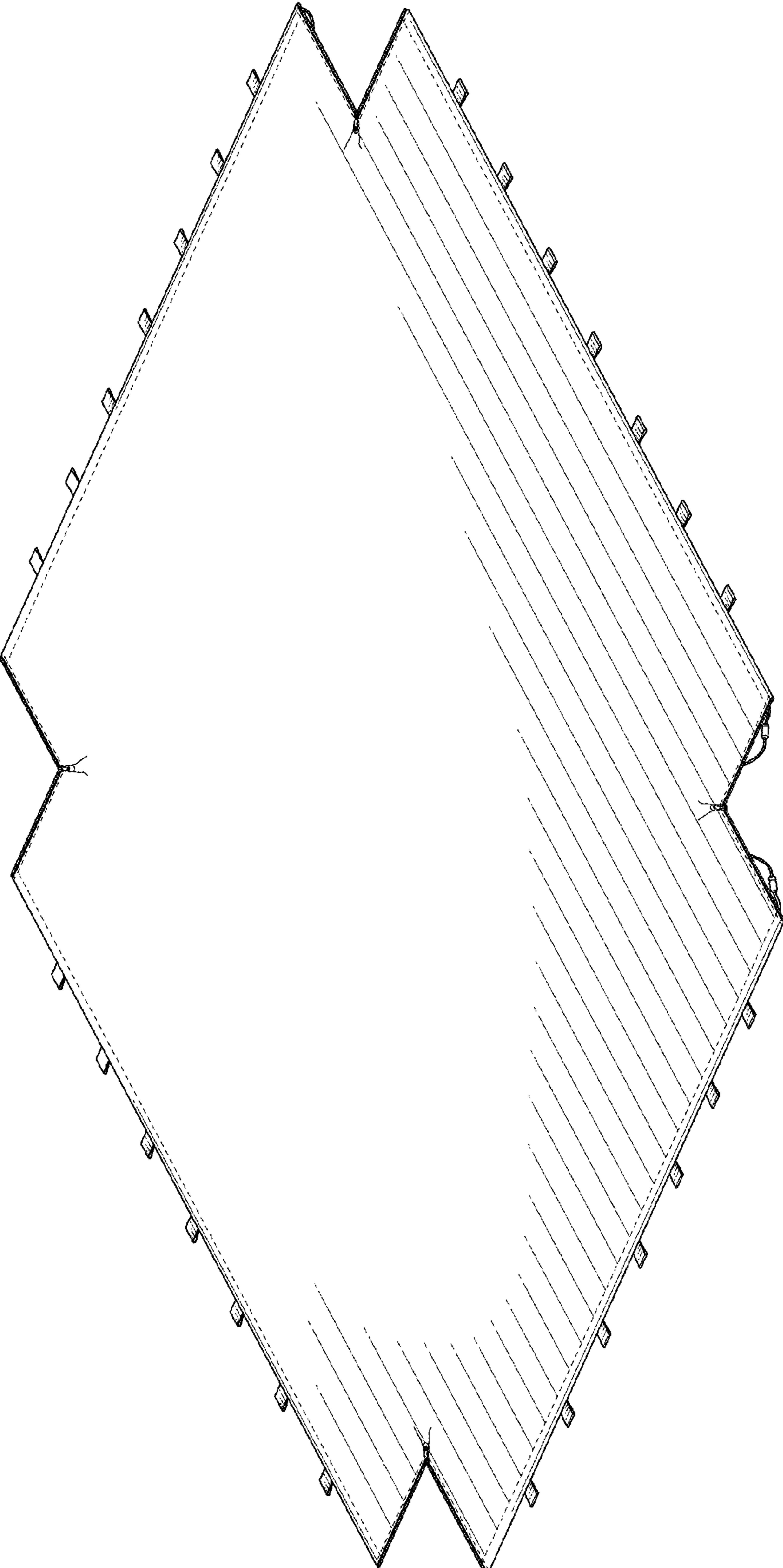


FIG. 1

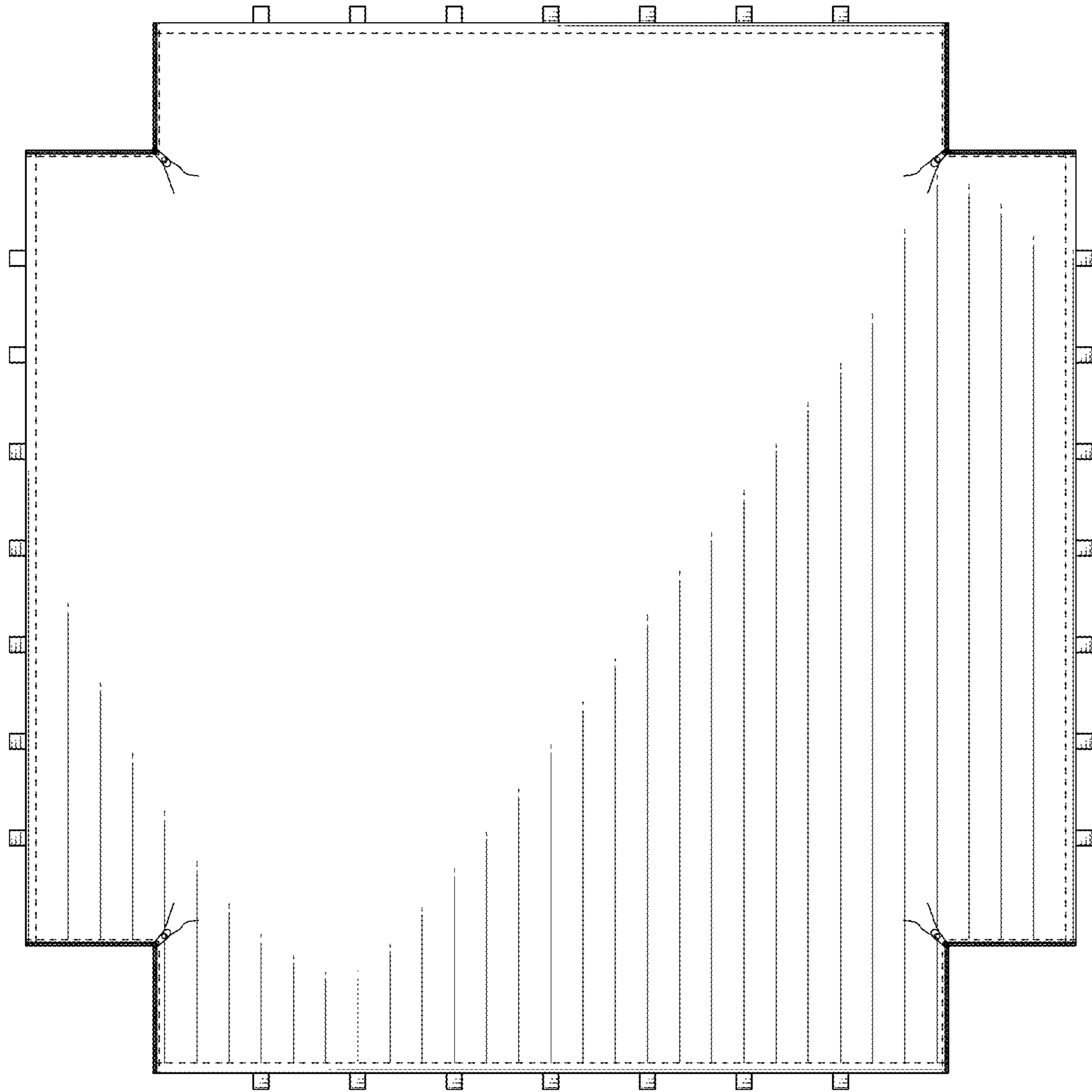


FIG. 2

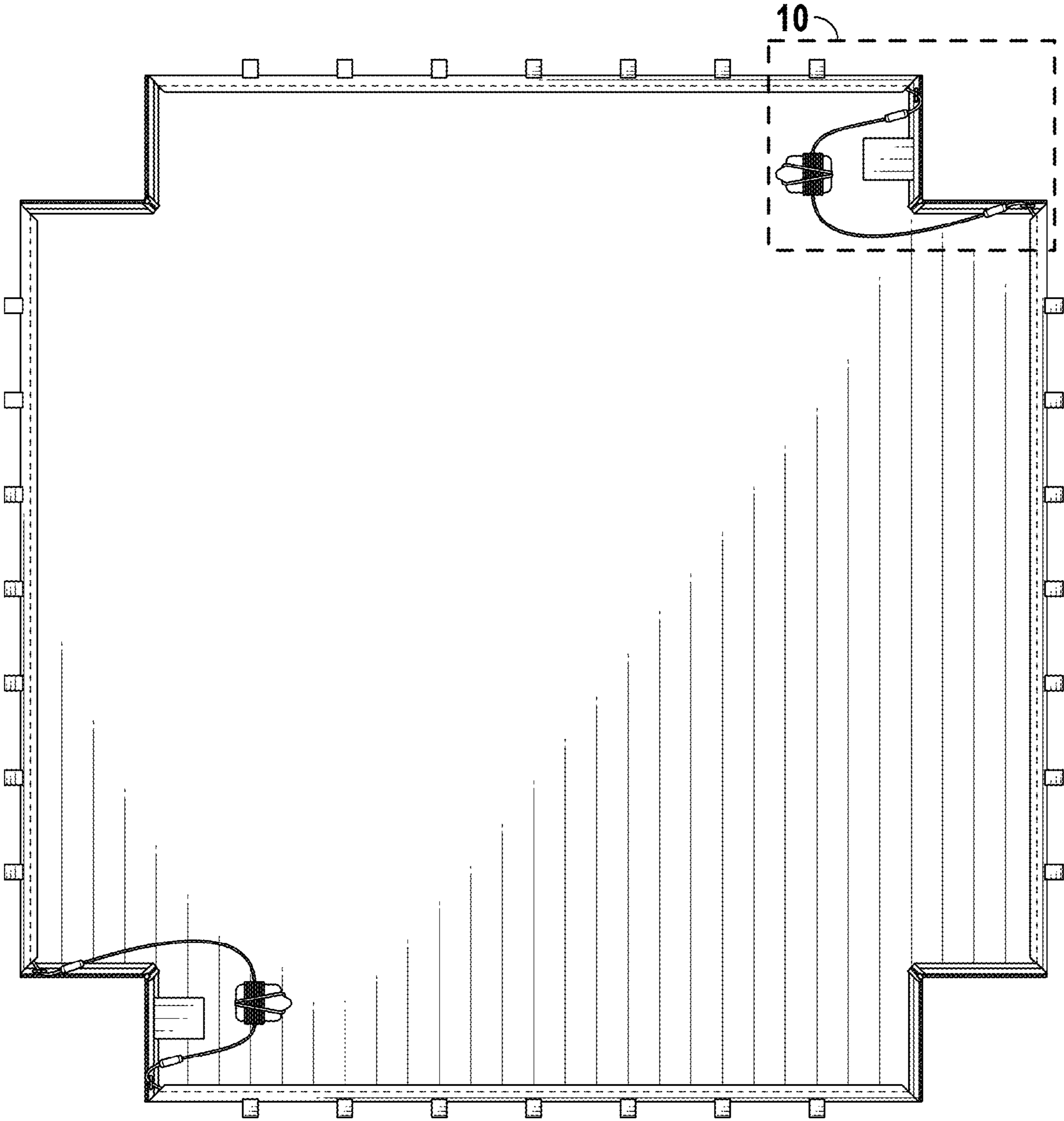


FIG. 3



FIG. 4

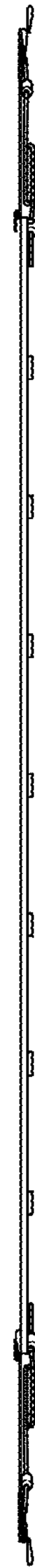


FIG. 5



FIG. 6




FIG. 7

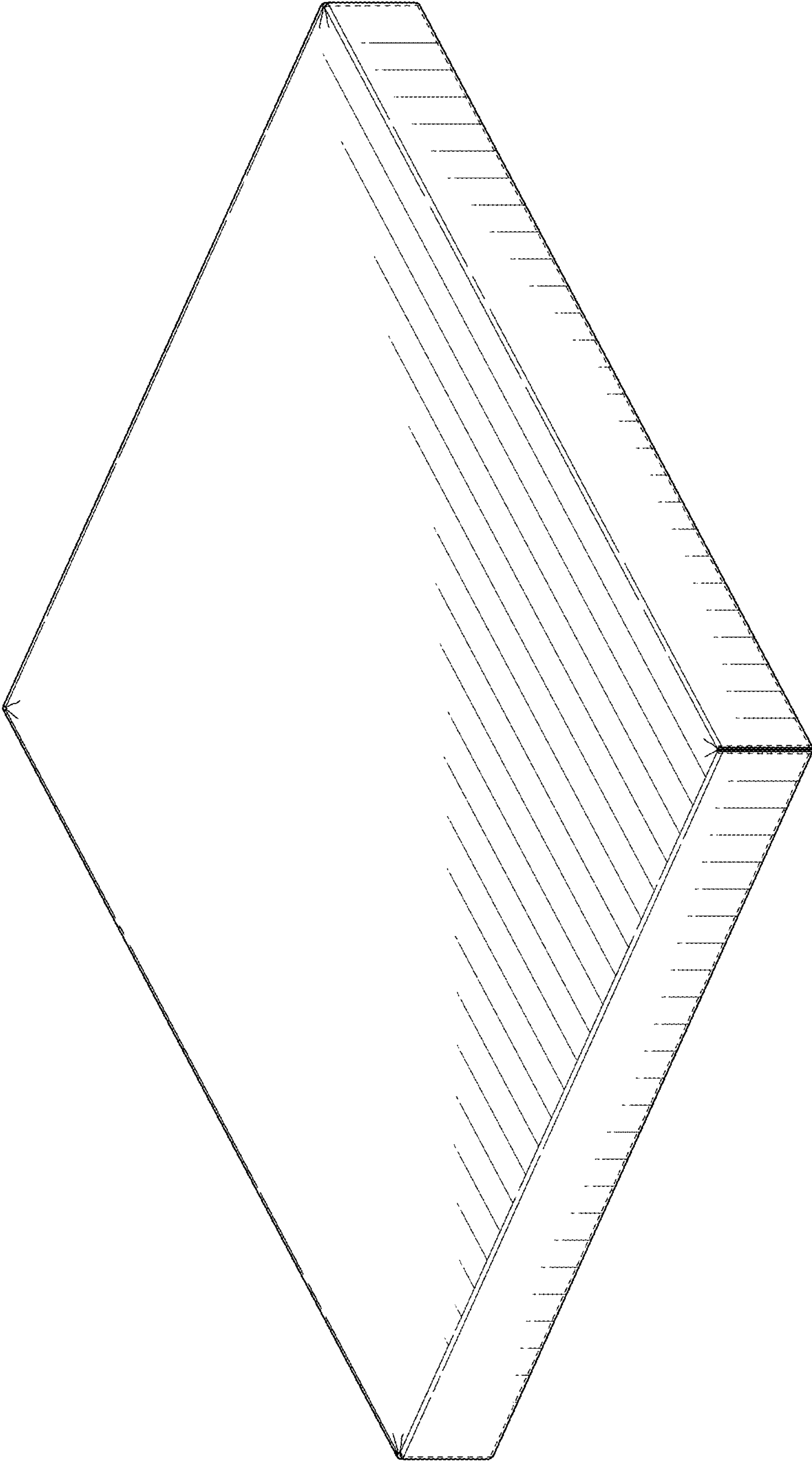


FIG. 8

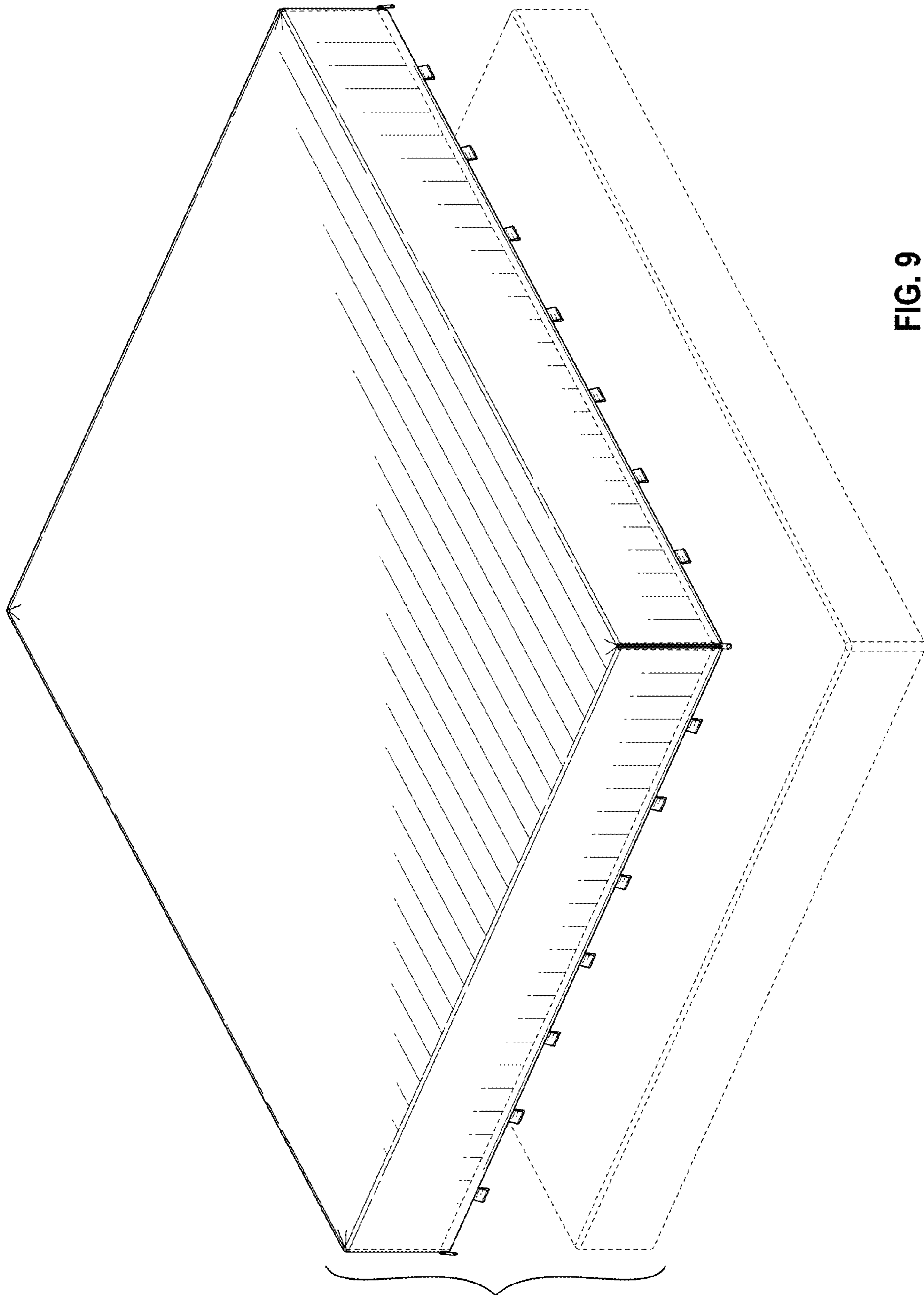


FIG. 9

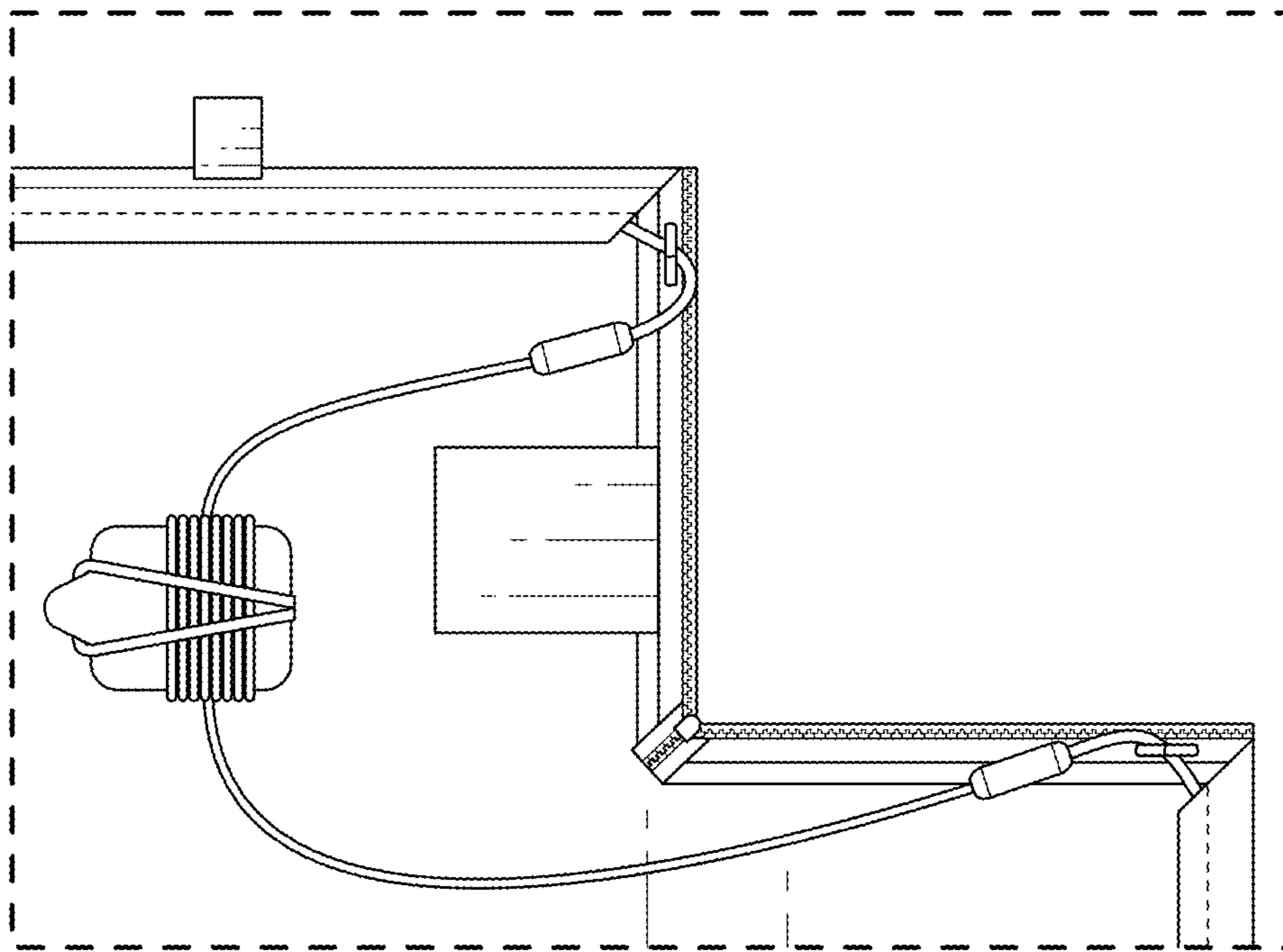


FIG. 10