



US00D936378S

(12) **United States Design Patent** (10) **Patent No.:** **US D936,378 S**  
**Su** (45) **Date of Patent:** **\*\* Nov. 23, 2021**

(54) **CHAIR**

(71) Applicant: **Teresa Su**, Chino, CA (US)

(72) Inventor: **Teresa Su**, Chino, CA (US)

(\*\*) Term: **15 Years**

(21) Appl. No.: **29/768,745**

(22) Filed: **Feb. 1, 2021**

(51) **LOC (13) Cl.** ..... **06-07**

(52) **U.S. Cl.**  
USPC ..... **D6/334**

(58) **Field of Classification Search**  
USPC ..... D6/334, 335, 336, 360, 361, 349, 355,  
D6/378, 381, 374, 375

CPC ..... A47C 4/028  
See application file for complete search history.

(56) **References Cited**

**U.S. PATENT DOCUMENTS**

D423,244 S *	4/2000	Hutton	.....	D6/334
D425,711 S	5/2000	Desombre		
D495,153 S	8/2004	Ricci		
D530,527 S	10/2006	Jourdan		
D716,064 S	10/2014	George et al.		
D785,355 S	5/2017	George et al.		
D832,609 S	11/2018	Hecht et al.		
D874,167 S *	2/2020	Tian	.....	D6/334

**OTHER PUBLICATIONS**

"Liloia Home Mia Linen Fabric Contemporary Modern Padded Single Sofa Comfy Upholstered Accent Arm Chair Side Chair (Mia

Green)" product listing. Amazon. Listed as first available on Nov. 26, 2020. Retrieved on Jun. 18, 2021 from [https://www.amazon.com/Lilola-Home-Fabric-Contemporary-Upholstered/dp/B08P58SK59/ref=sr\\_1\\_4?dchild=1&keywords=mia%2Bchair&qid=1623995570&sr=8-4&th=1](https://www.amazon.com/Lilola-Home-Fabric-Contemporary-Upholstered/dp/B08P58SK59/ref=sr_1_4?dchild=1&keywords=mia%2Bchair&qid=1623995570&sr=8-4&th=1) (Year: 2020).\*

[https://www.amazon.com/Mia-Linen-Accent-Chair-Brown/dp/B08P58SK59/ref=sr\\_1\\_2?dchild=1&keywords=Lilola-Home-Fabric-Contemporary-Upholstered&qid=1624949003&sr=8-2&th=1](https://www.amazon.com/Mia-Linen-Accent-Chair-Brown/dp/B08P58SK59/ref=sr_1_2?dchild=1&keywords=Lilola-Home-Fabric-Contemporary-Upholstered&qid=1624949003&sr=8-2&th=1); Nov. 26, 2020.

\* cited by examiner

*Primary Examiner* — Deanna L Pratt

(74) *Attorney, Agent, or Firm* — Rumit Ranjit Kanakia

(57) **CLAIM**

I claim the ornamental design for a chair, as shown and described.

**DESCRIPTION**

FIG. 1 is a Perspective view of a chair showing my new design;

FIG. 2 is a Front view thereof;

FIG. 3 is a Back view thereof;

FIG. 4 is a Right-side view thereof;


FIG. 5 is a Left-side view thereof;

FIG. 6 is a Top view thereof; and,

FIG. 7 is a Bottom view thereof.

The broken lines are only for stitching on the chair.

**1 Claim, 7 Drawing Sheets**






FIG. 1

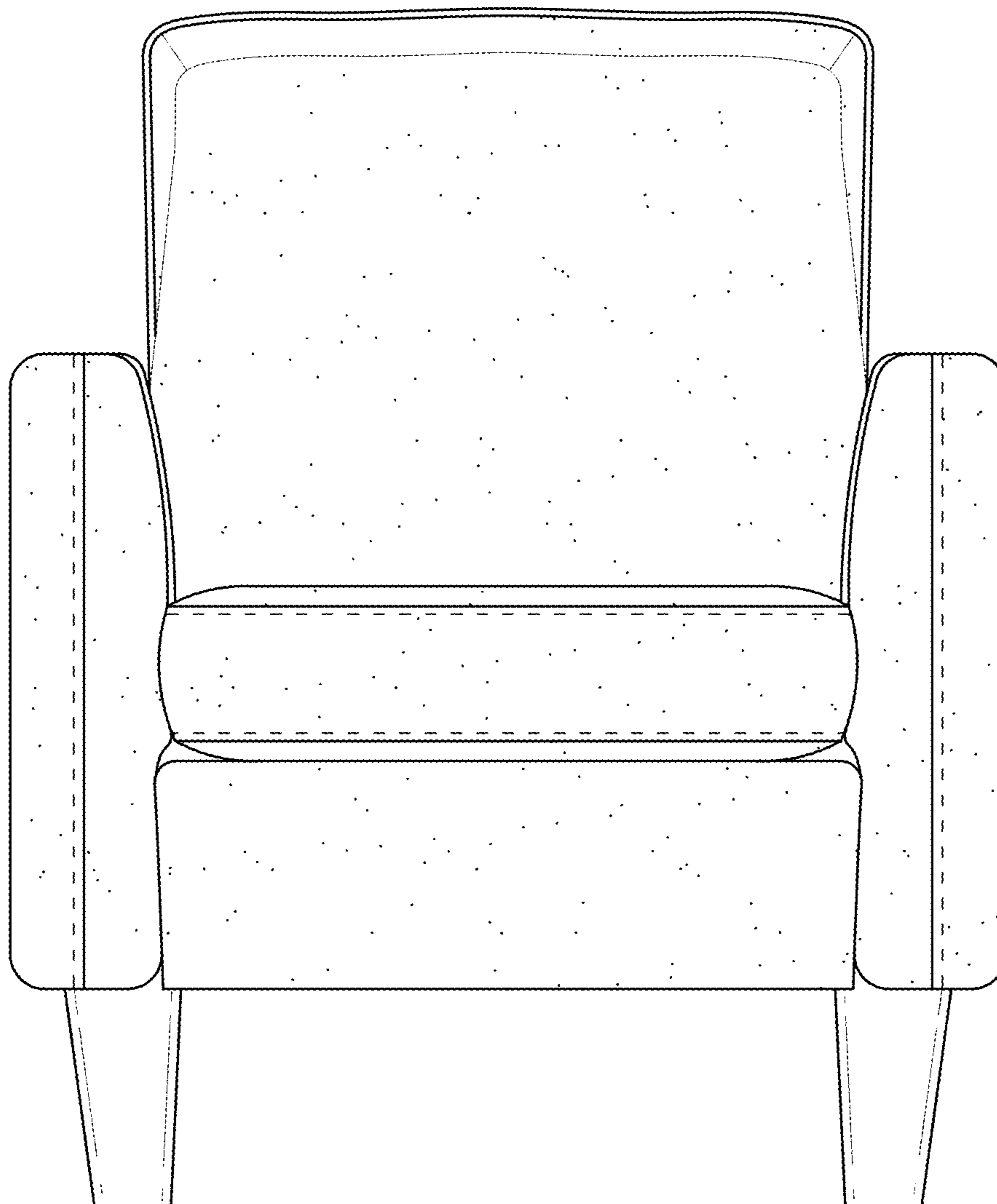


FIG. 2




FIG. 3

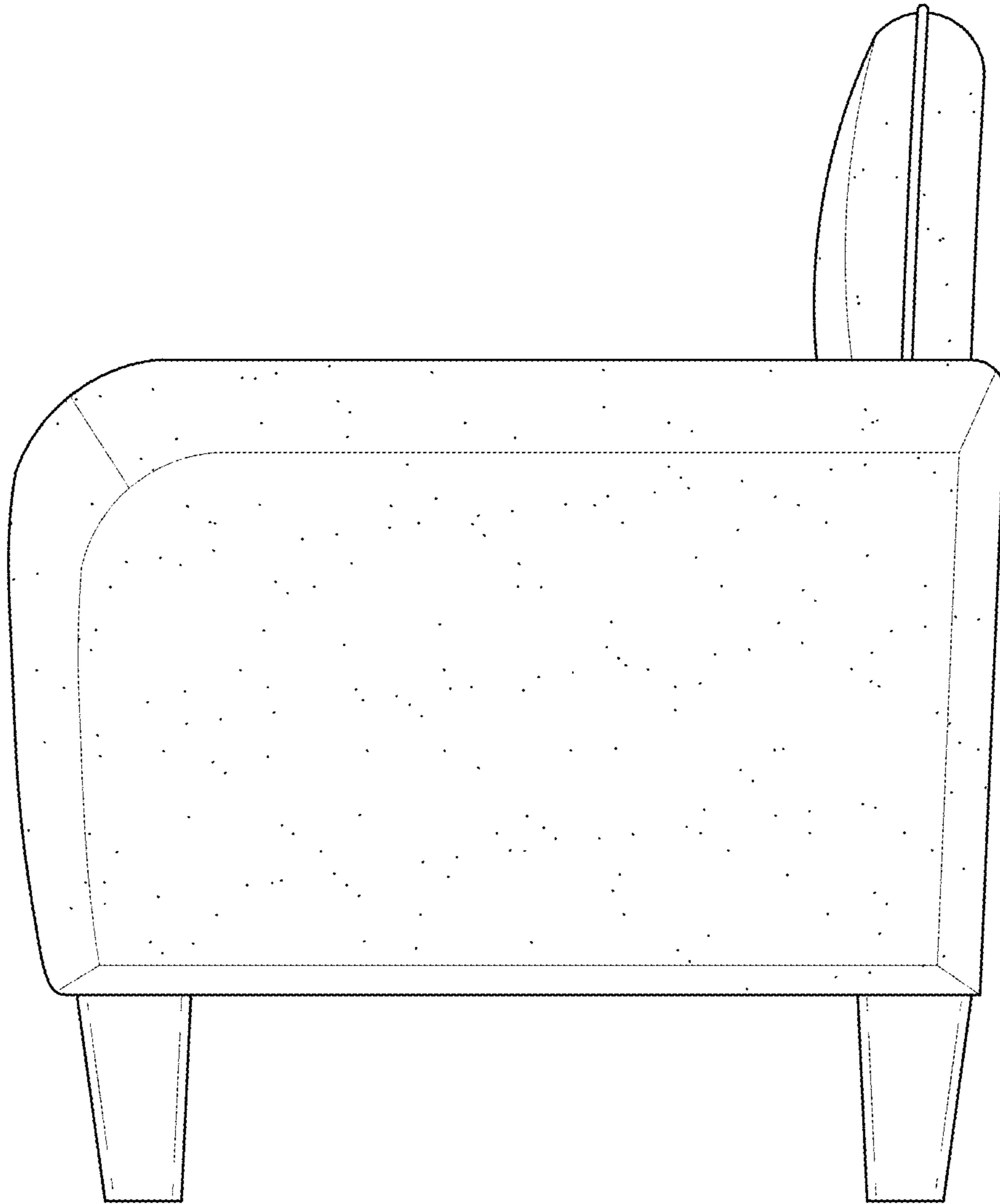


FIG. 4

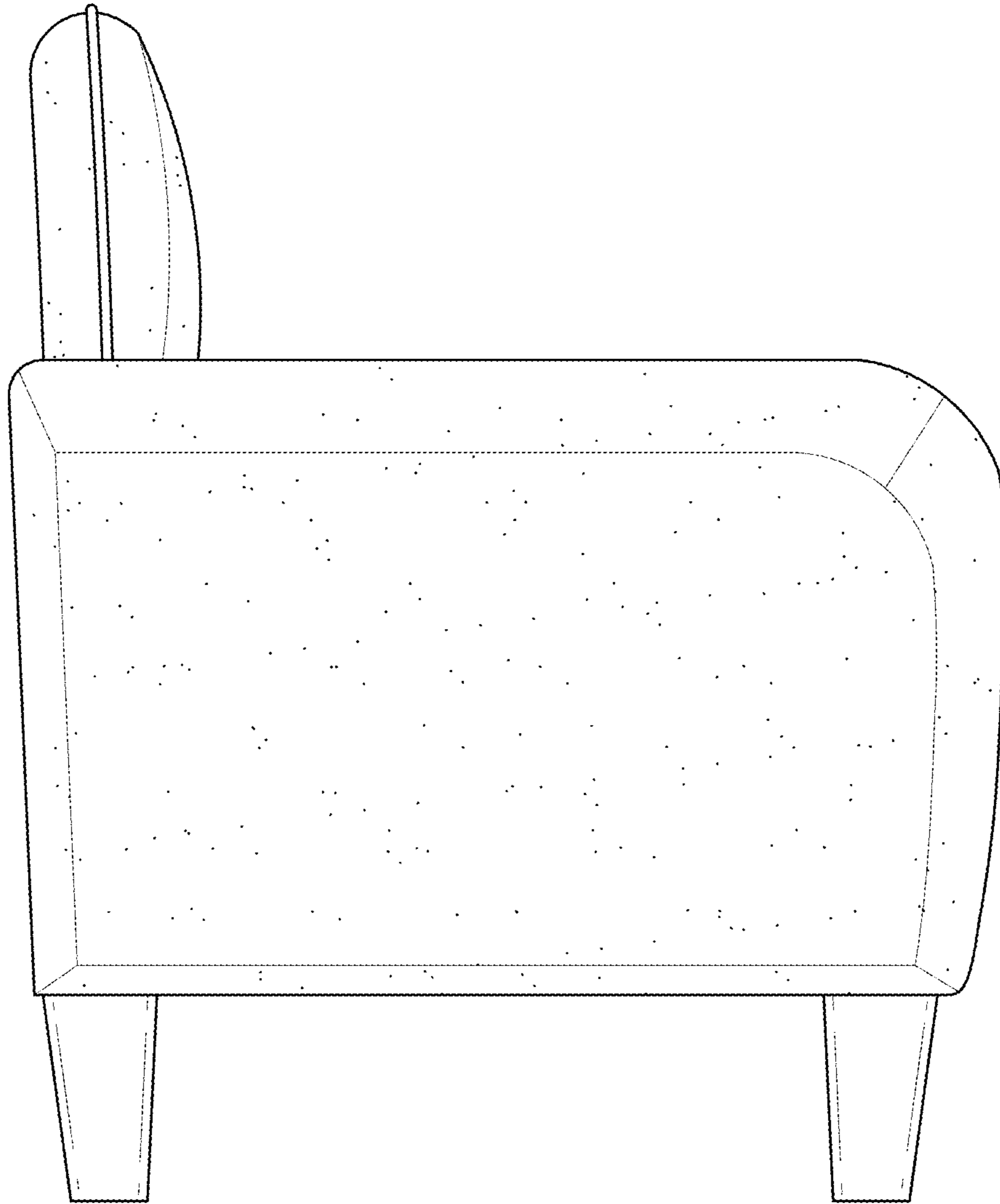


FIG. 5

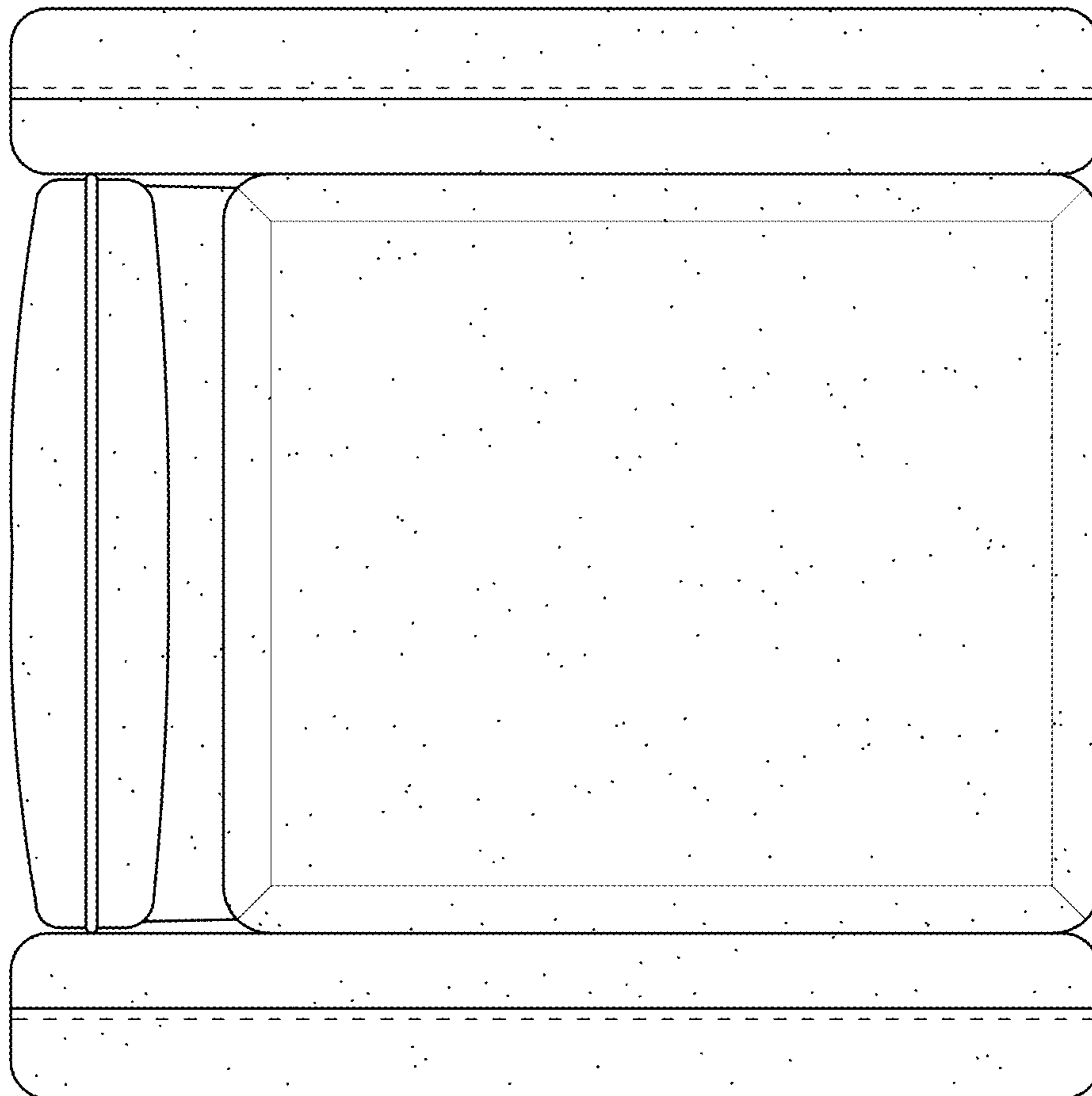


FIG. 6

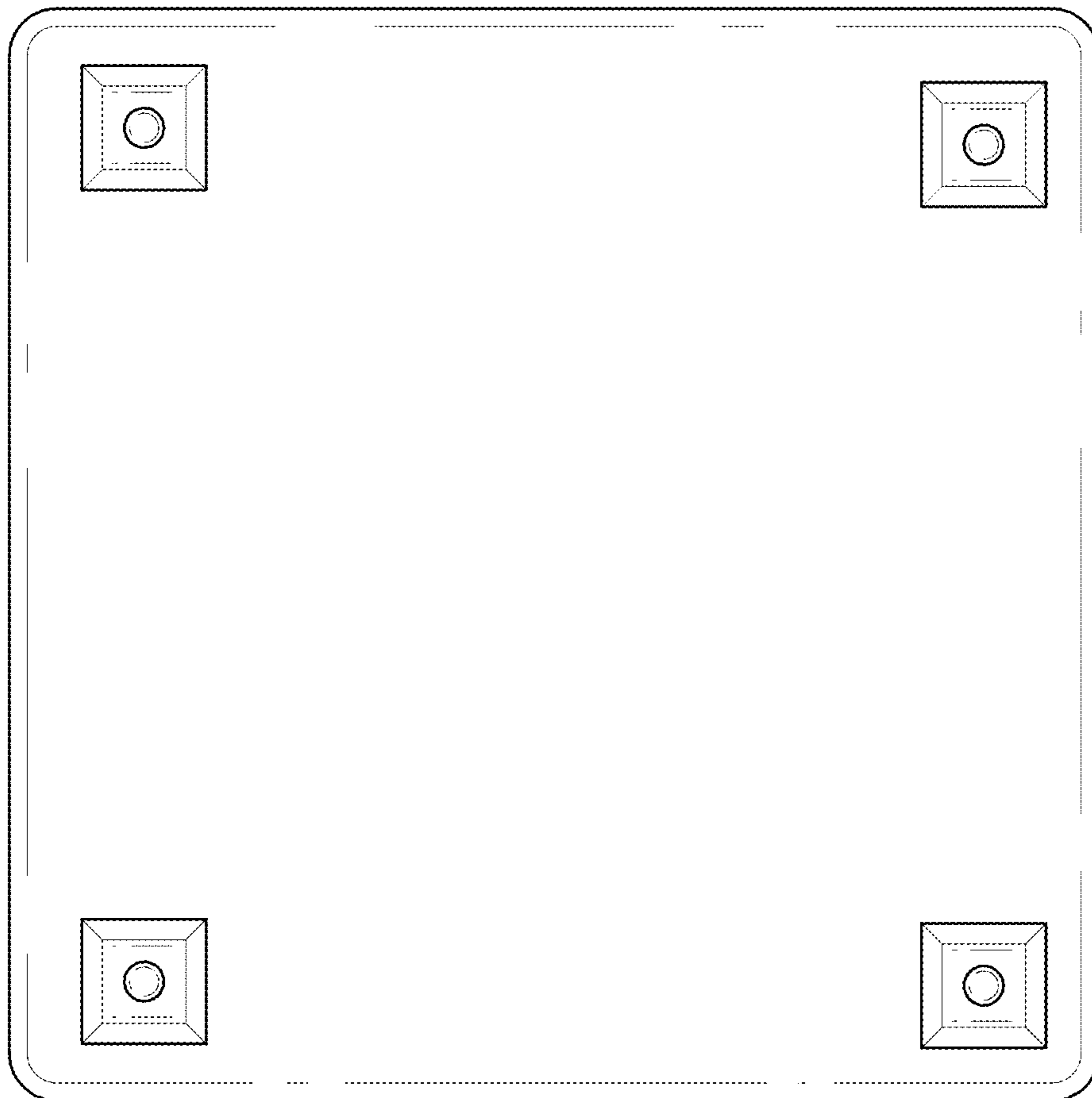


FIG. 7