



US00D936372S

(12) **United States Design Patent**
Hulin et al.

(10) **Patent No.:** **US D936,372 S**
(45) **Date of Patent:** **** Nov. 23, 2021**

(54) **HAIR BRUSH**

(71) Applicant: **TANGLE TEEZER LIMITED**,
London (GB)

(72) Inventors: **Paul Hulin**, Oxfordshire (GB); **Stephen
Crowley**, Oxfordshire (GB); **Julien
Hadley**, Hertfordshire (GB); **Shaun
Pulfrey**, London (GB)

(73) Assignee: **Tangle Teezer Limited**, London (GB)

(**) Term: **15 Years**

(21) Appl. No.: **29/728,902**

(22) Filed: **Mar. 23, 2020**

(30) **Foreign Application Priority Data**

Sep. 24, 2019 (EM) 006917613

(51) **LOC (13) Cl.** **04-02**

(52) **U.S. Cl.**
USPC **D4/134**

(58) **Field of Classification Search**
USPC D4/100, 102, 114, 115, 116, 117, 118,
D4/119, 120, 121, 122, 123, 124, 125,
(Continued)

(56) **References Cited**

U.S. PATENT DOCUMENTS

D764,180 S * 8/2016 Treeby D4/136
D774,313 S * 12/2016 Treeby D4/136
(Continued)

FOREIGN PATENT DOCUMENTS

CN 303332755 S 8/2015
CN 303650227 S 4/2016
(Continued)

OTHER PUBLICATIONS

Easy Dry & Go Vented Hair Brush byTangle Teezer [on-line].
[Published on the Internet Aug. 12, 2020.] [Retrieved from Internet

on Jun. 30, 2021.] URL: >https://web.archive.org/web/20200812192341/
https://www.tangleteezer.com/eu/shop/blow-drying/easy-dry-go/
tickled-pink/< (Year: 2020).*

(Continued)

Primary Examiner — Karen E Eldridge Powers
(74) *Attorney, Agent, or Firm* — Tarolli, Sundheim,
Covell & Tummino LLP; John A. Yirga, Esq.

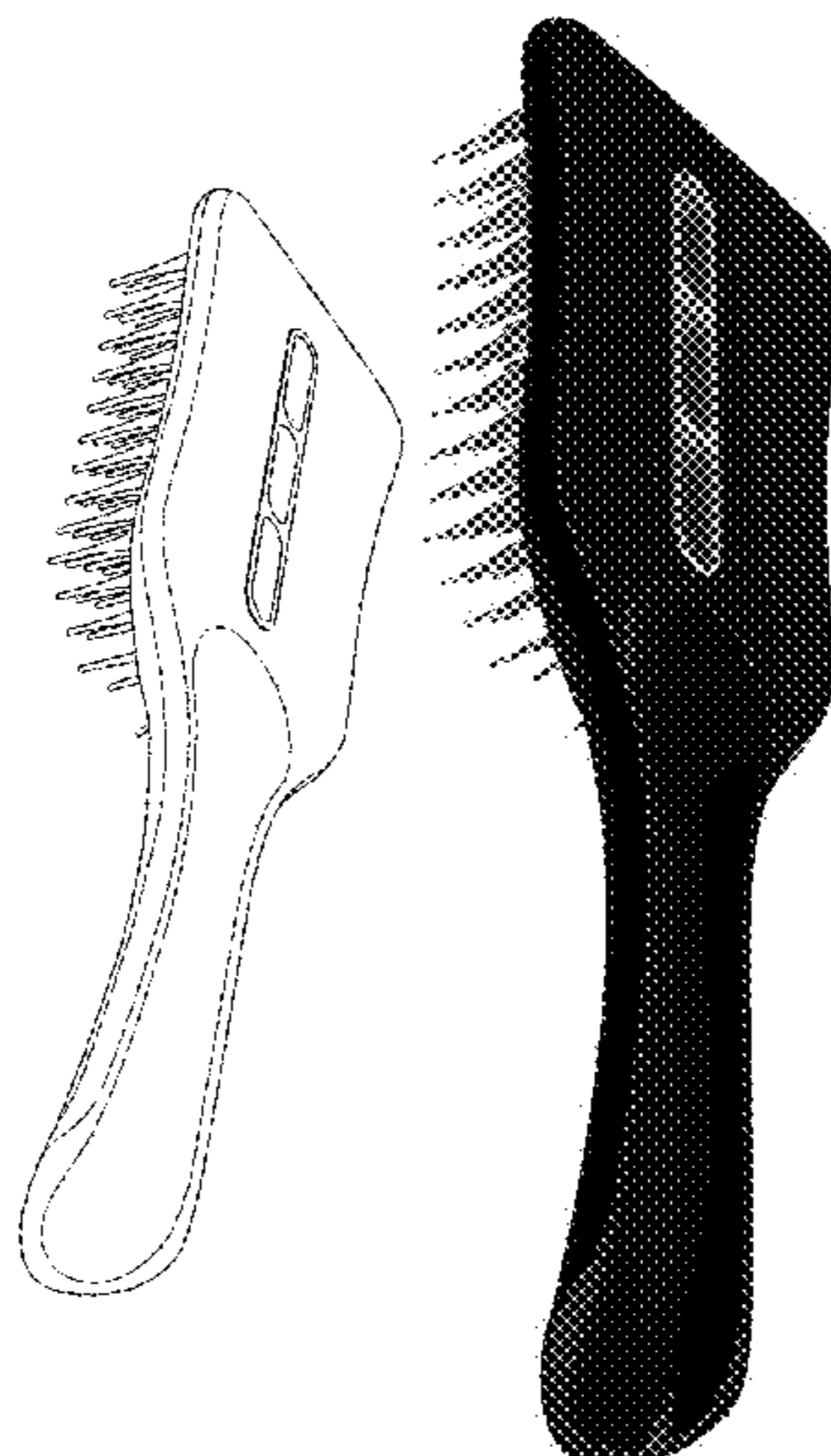
(57) **CLAIM**

The ornamental design for a hair brush, as shown and
described.

DESCRIPTION

FIG. 1 is a rear elevation view of a hair brush, illustrating our
ornamental design in accordance with a first embodiment;
FIG. 2 is a bottom, rear and left-side perspective view
thereof;
FIG. 3 is a rear and left-side perspective view thereof;
FIG. 4 is a top, rear and left-side perspective view thereof;
FIG. 5 is a bottom plan view thereof;
FIG. 6 is a front elevation view thereof;
FIG. 7 is a bottom, front and left-side perspective view
thereof;
FIG. 8 is a right-side elevation view thereof;
FIG. 9 is a left-side elevation view thereof; and
FIG. 10 is a top plan view thereof.
FIG. 11 is a rear elevation view of a hair brush, illustrating
our ornamental design in accordance with a second embodi-
ment;
FIG. 12 is a bottom, rear and left-side perspective view
thereof;
FIG. 13 is a rear and left-side perspective view thereof;
FIG. 14 is a top, rear and left-side perspective view thereof;
FIG. 15 is a bottom plan view thereof;
FIG. 16 is a front elevation view thereof;
FIG. 17 is a bottom, front and left-side perspective view
thereof;
FIG. 18 is a right-side elevation view thereof;
FIG. 19 is a left-side elevation view thereof; and,
FIG. 20 is a top plan view thereof.

1 Claim, 20 Drawing Sheets



(58) **Field of Classification Search**

USPC D4/126, 127, 128, 129, 130, 131, 132,
 D4/133, 134, 135, 136, 137, 138, 199;
 D30/158, 159
 CPC A46B 5/02; A46B 9/005; A46B 9/023;
 A46B 9/026; A46B 9/028; A46B 9/06;
 A46B 2200/104
 See application file for complete search history.

(56) **References Cited**

U.S. PATENT DOCUMENTS

D781,598 S * 3/2017 Treeby D4/136
 D840,696 S * 2/2019 Chen
 D846,286 S * 4/2019 Treeby D4/128
 D846,887 S * 4/2019 Treeby D4/128
 D849,417 S * 5/2019 Cheung D4/136
 D860,655 S * 9/2019 Treeby D4/136
 10,624,444 B2 * 4/2020 Pulfrey A46B 9/028
 D883,679 S * 5/2020 Pulfrey D4/134
 2018/0228277 A1 * 8/2018 Pulfrey A46B 9/023

FOREIGN PATENT DOCUMENTS

CN	303781871 S	8/2016
CN	303972474 S	12/2016
CN	303990729 S	12/2016
CN	304186016 S	6/2017
CN	304338260 S	11/2017
CN	304696553 S	6/2018
CN	304843647 S	10/2018
EM	002494328-0001	* 7/2014
EM	002494328-0004	* 7/2014
KR	300252715	2/2000
KR	300513233	12/2008

OTHER PUBLICATIONS

Evaluation Report of Design Patent, Mar. 24, 2020 (25 pages).

* cited by examiner

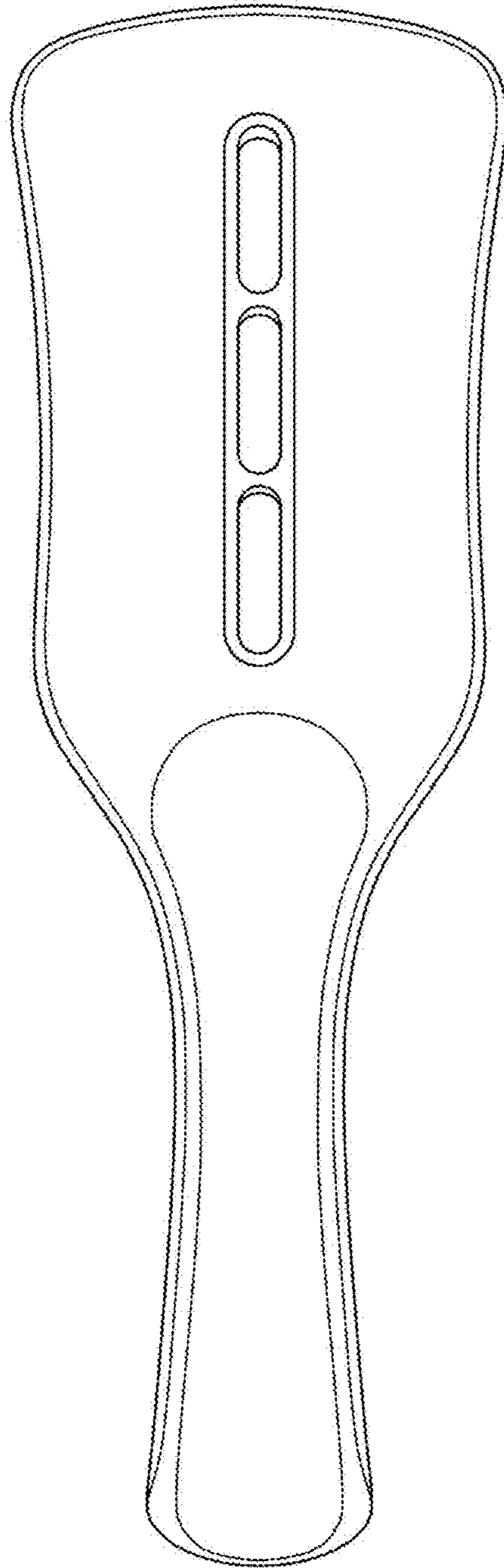


FIG. 1

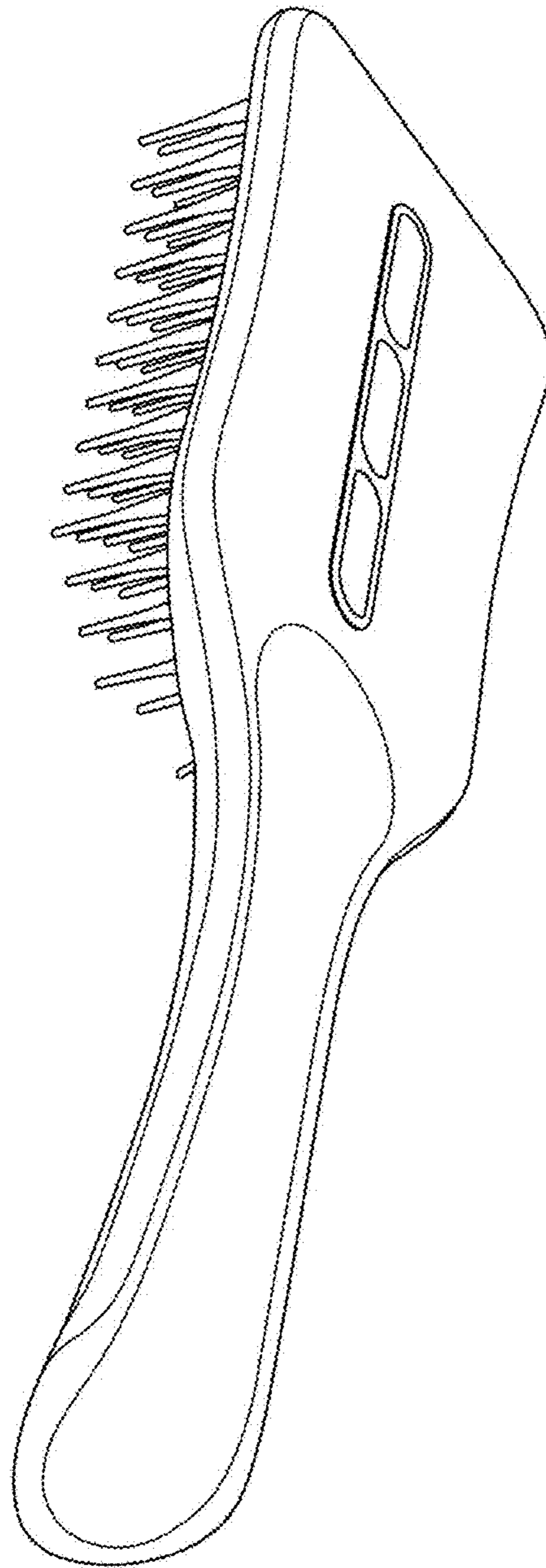


FIG. 2

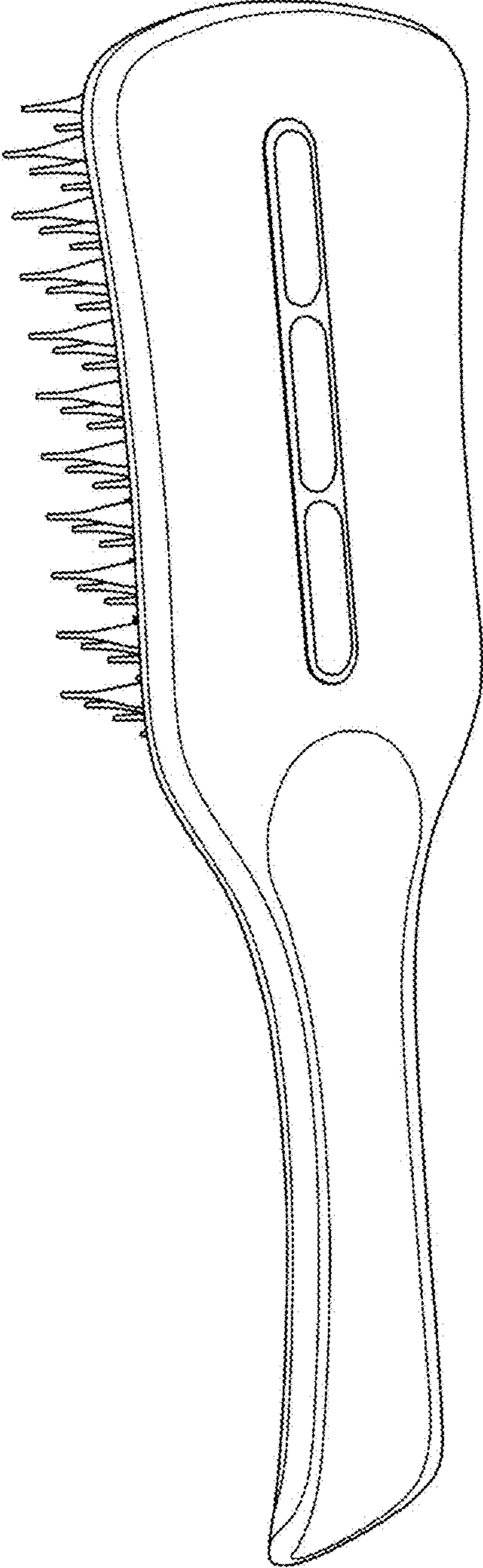


FIG. 3

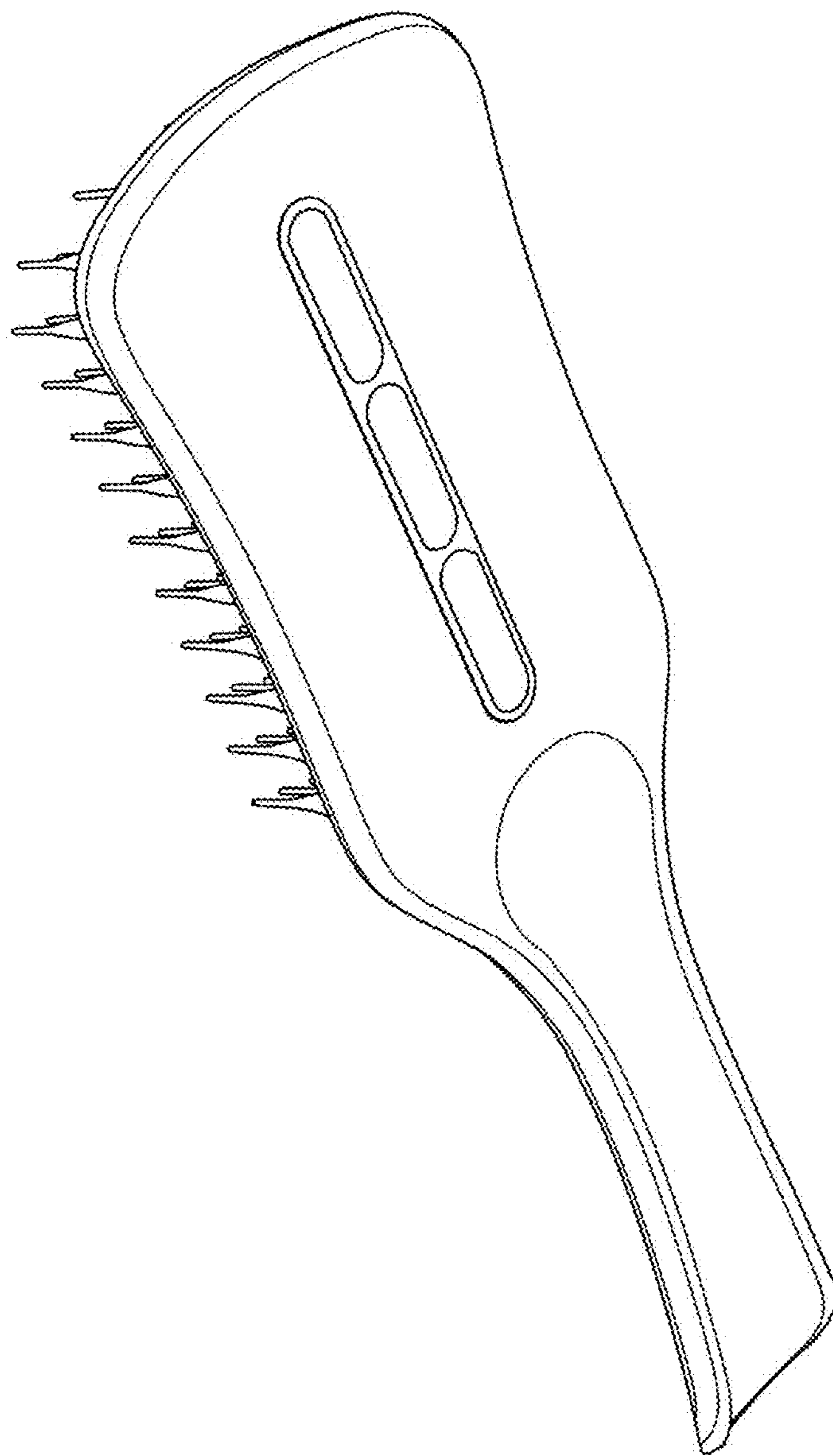


FIG. 4

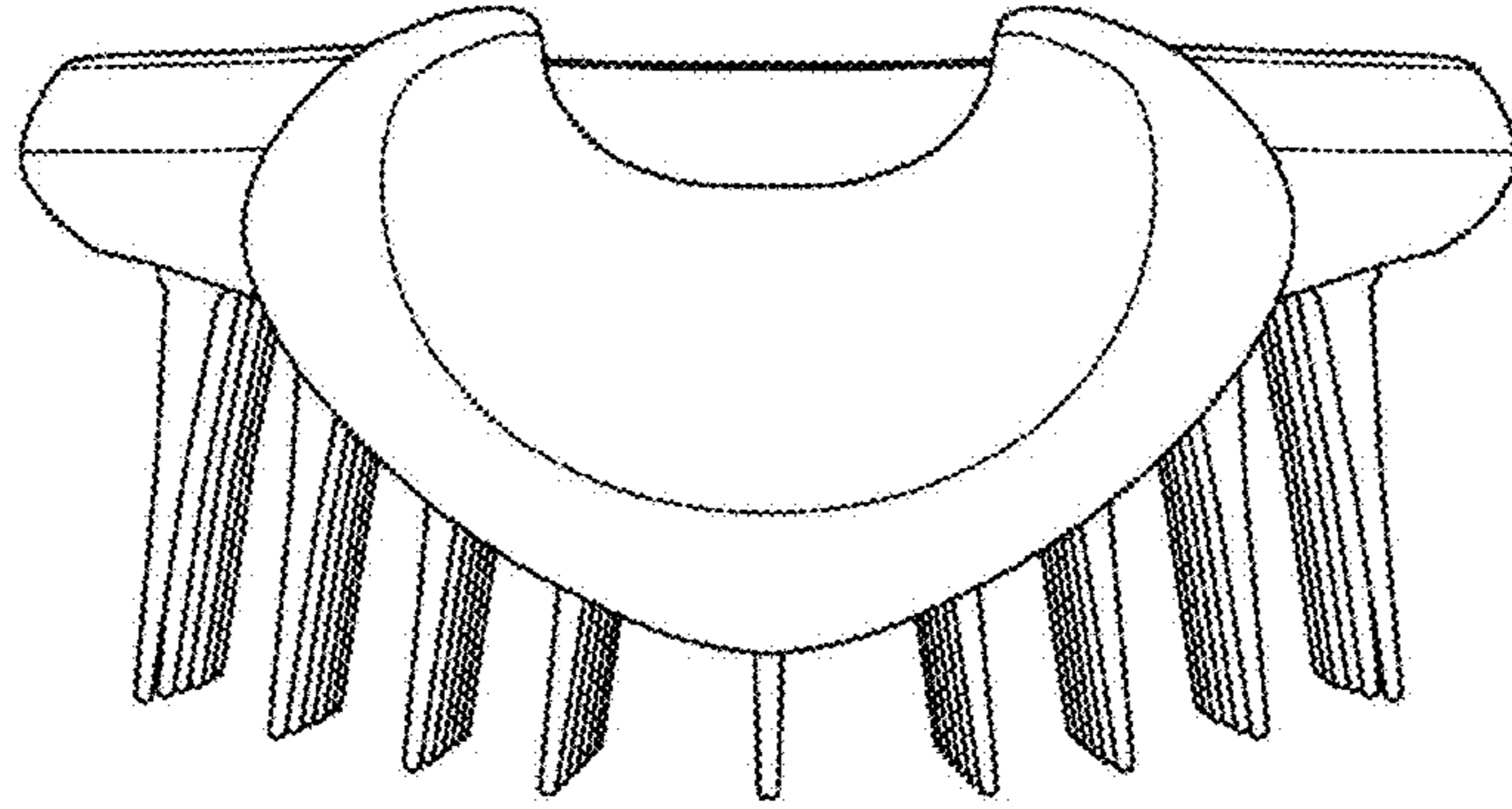


FIG. 5

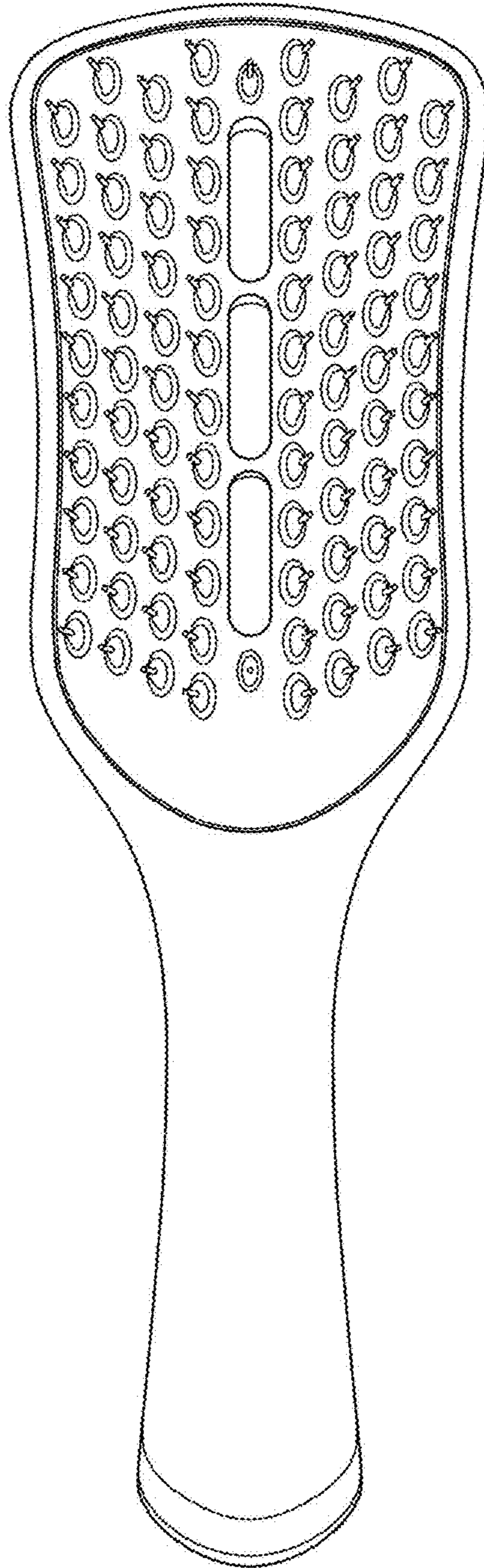


FIG. 6

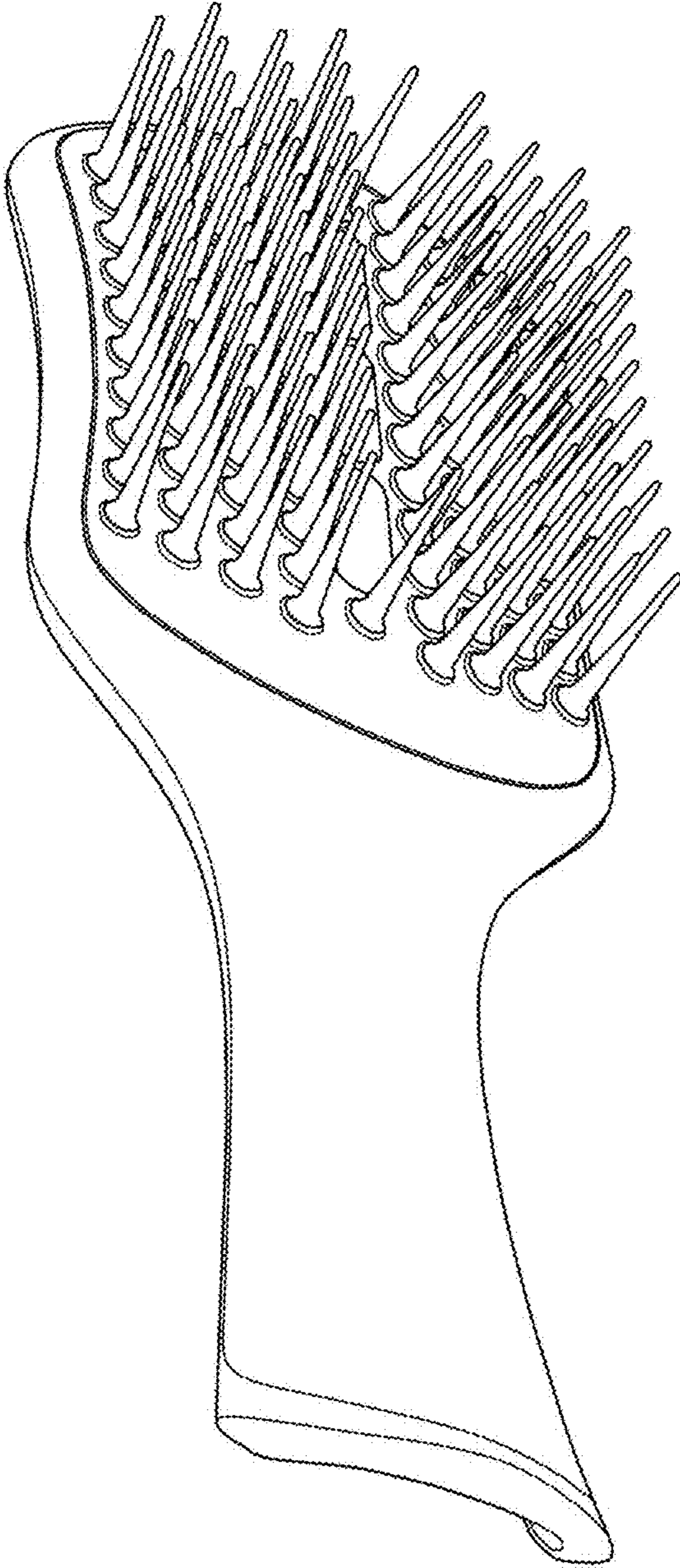


FIG. 7

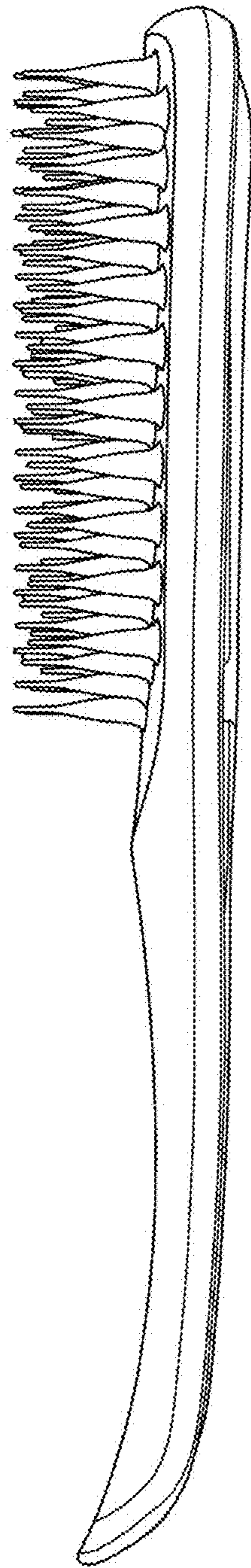


FIG. 8

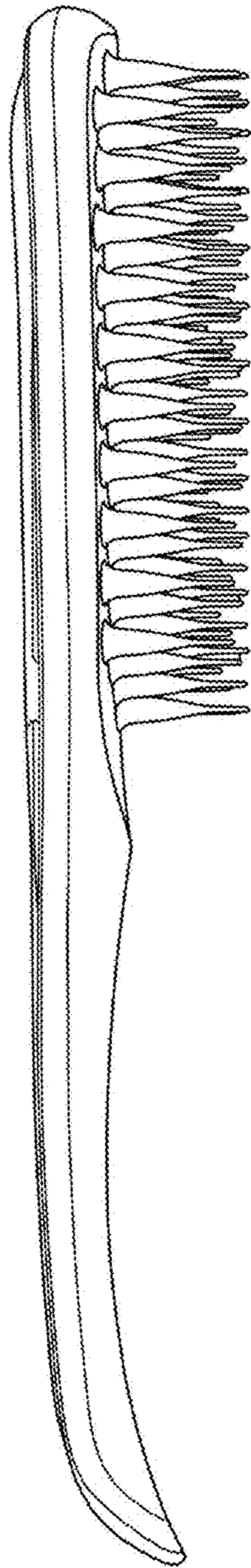


FIG. 9

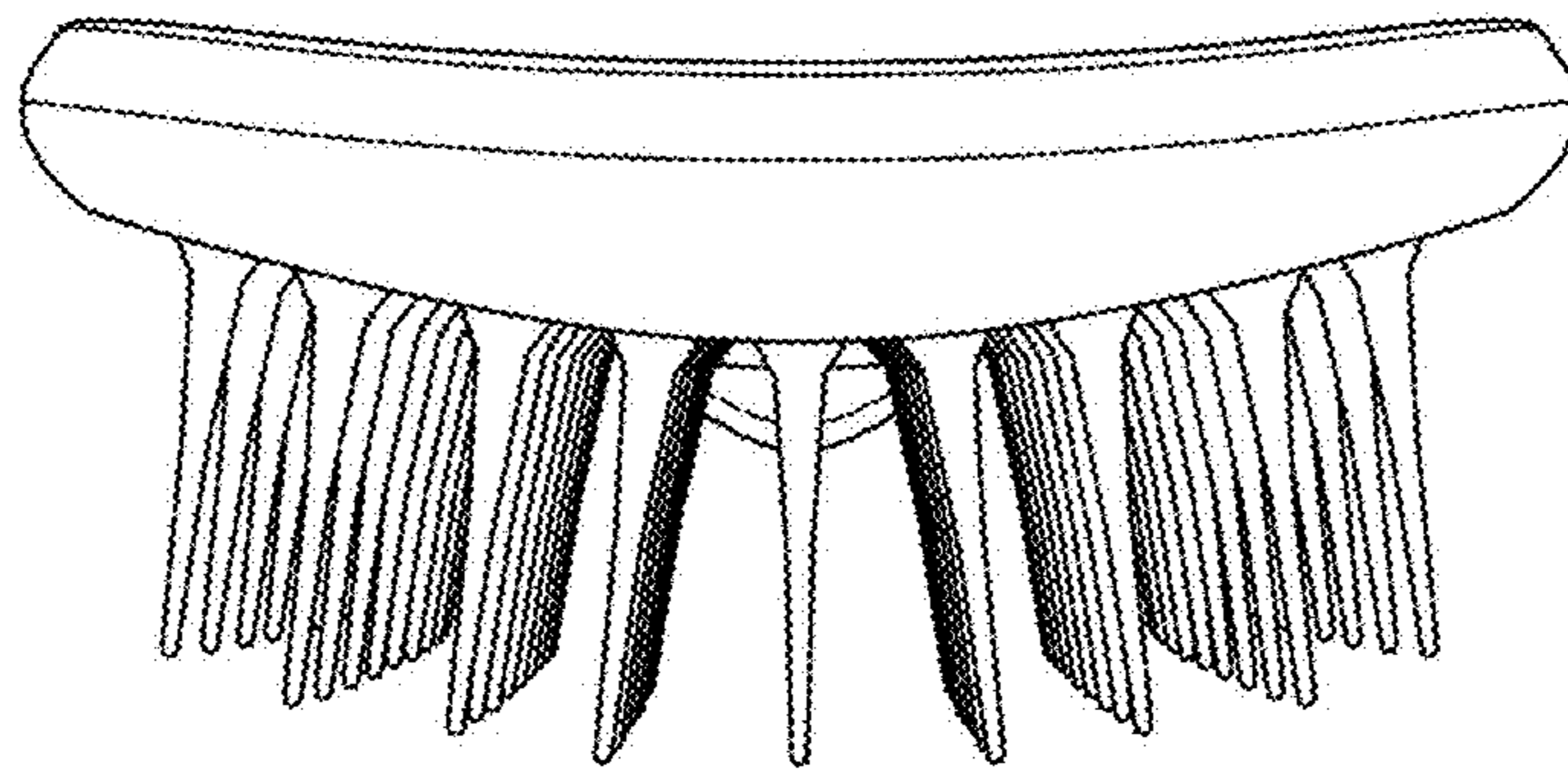


FIG. 10



FIG. 11

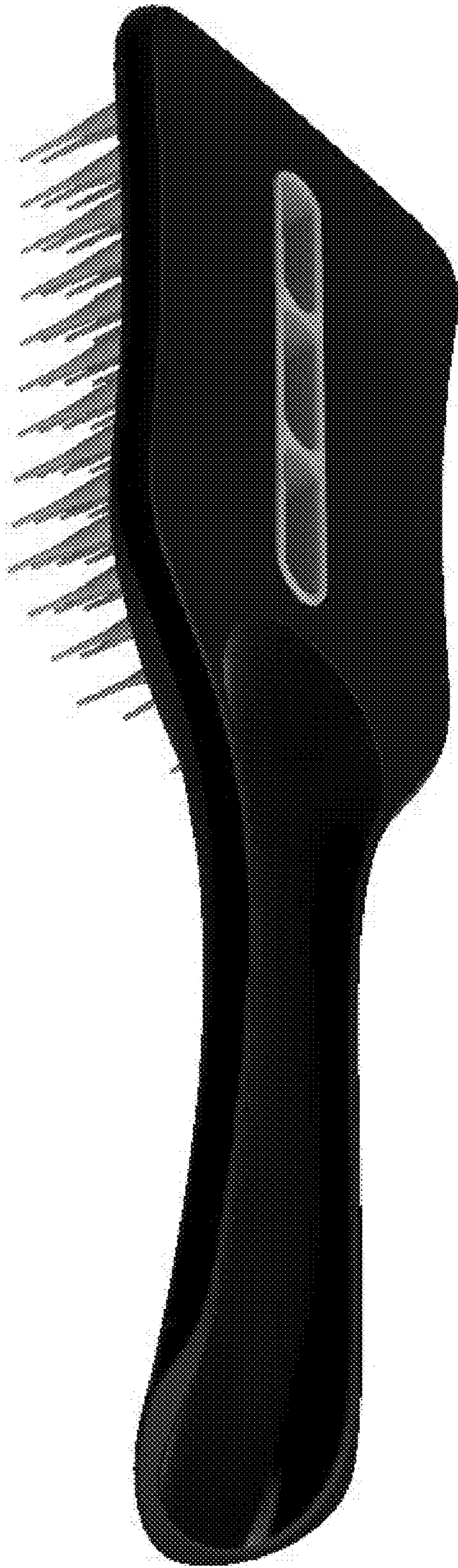


FIG. 12



FIG. 13



FIG. 14




FIG. 15




FIG. 16



FIG. 17




FIG. 18




FIG. 19




FIG. 20