



US00D936369S

(12) **United States Design Patent**
Gunjian

(10) **Patent No.:** **US D936,369 S**

(45) **Date of Patent:** **** Nov. 23, 2021**

(54) **CLEANING BRUSH**

(71) Applicant: **Brushtech, Inc.**, Plattsburgh, NY (US)

(72) Inventor: **Zaven Gunjian**, Plattsburgh, NY (US)

(73) Assignee: **Brushtech, Inc.**, Plattsburgh, NY (US)

(**) Term: **15 Years**

(21) Appl. No.: **29/727,821**

(22) Filed: **Mar. 13, 2020**

(51) **LOC (13) Cl.** **04-01**

(52) **U.S. Cl.**
USPC **D4/119**

(58) **Field of Classification Search**
USPC D4/114-137; D32/40-42; D28/63
CPC A46B 2200/104; A46B 2200/30; A46B
2200/3033; A46B 2200/3046; A46B
2200/3093

See application file for complete search history.

(56) **References Cited**

U.S. PATENT DOCUMENTS

D300,478 S *	3/1989	Hoyt	D32/40
D525,035 S *	7/2006	McCay	D4/120
D550,913 S *	9/2007	D'Estais	D32/40
D572,906 S *	7/2008	Sales	D4/131
D634,495 S *	3/2011	Dunshee	D32/40
D789,635 S *	6/2017	Couser	D32/42
D809,802 S *	2/2018	Gunjian	D4/119
D841,988 S *	3/2019	Tanaka	D4/128

D864,582 S *	10/2019	Gunjian	D4/119
2009/0038102 A1 *	2/2009	Roque	A47L 17/08 15/229.12
2010/0257685 A1 *	10/2010	Tuman	B32B 5/022 15/244.4

OTHER PUBLICATIONS

Brushtech, announced 2021 [online], [site visited Jul. 15, 2021]. Available from internet, URL: <https://brushtechbrushes.com/collections/bathroom-cleaning-brushes/products/the-premier-kitchen-clean-up-accelerator-sponge-brush> (Year: 2021).*

Scrub Daddy, announced 2019 [online], [site visited Jul. 15, 2021]. Available from internet, URL: https://www.amazon.com/Sponge-Daddy-4pk/dp/B075NPFSL6/ref=sr_1_9?dchild=1&keywords=dual-sided+sponge&qid=1626294638&sr=8-9 (Year: 2019).*

* cited by examiner

Primary Examiner — George A Bugg

Assistant Examiner — Tamara L Hahn

(74) *Attorney, Agent, or Firm* — Burr & Brown, PLLC

(57) **CLAIM**

The ornamental design for a cleaning brush, as shown and described.

DESCRIPTION

FIG. 1 is a top view of a cleaning brush illustrating my new design;

FIG. 2 is a bottom view thereof;

FIG. 3 is a right side view thereof;

FIG. 4 is a left side view thereof;

FIG. 5 is a front view thereof; and,

FIG. 6 is a rear view thereof.

1 Claim, 4 Drawing Sheets

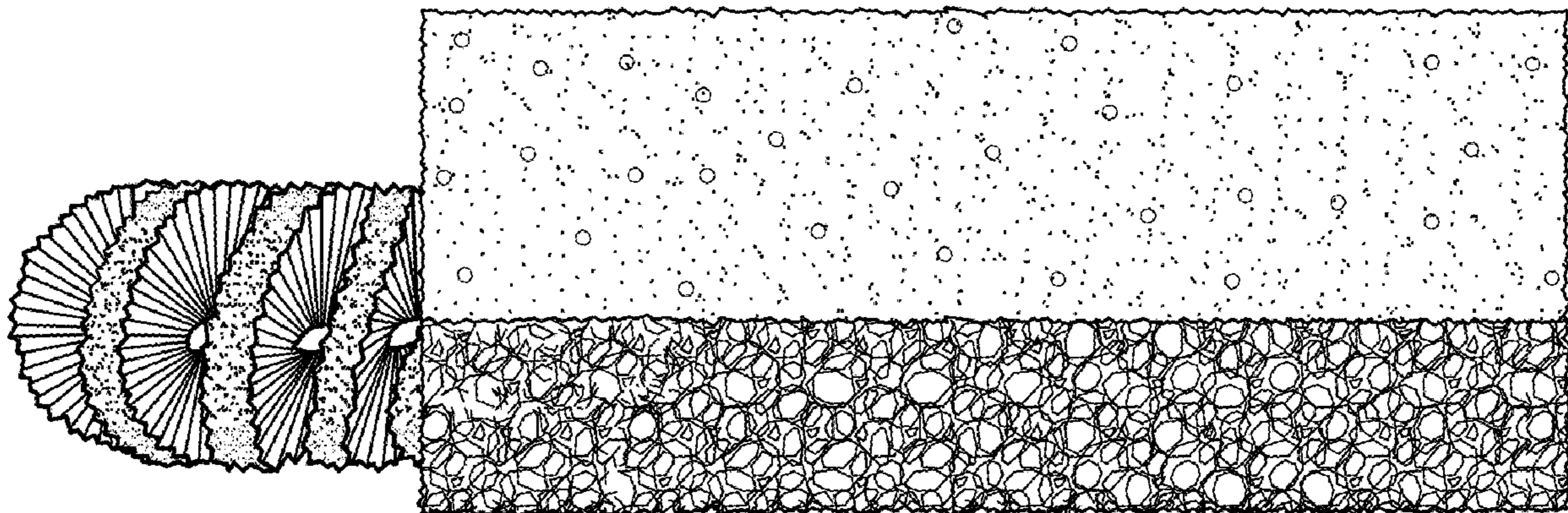


FIG. 1




FIG. 2




FIG. 3

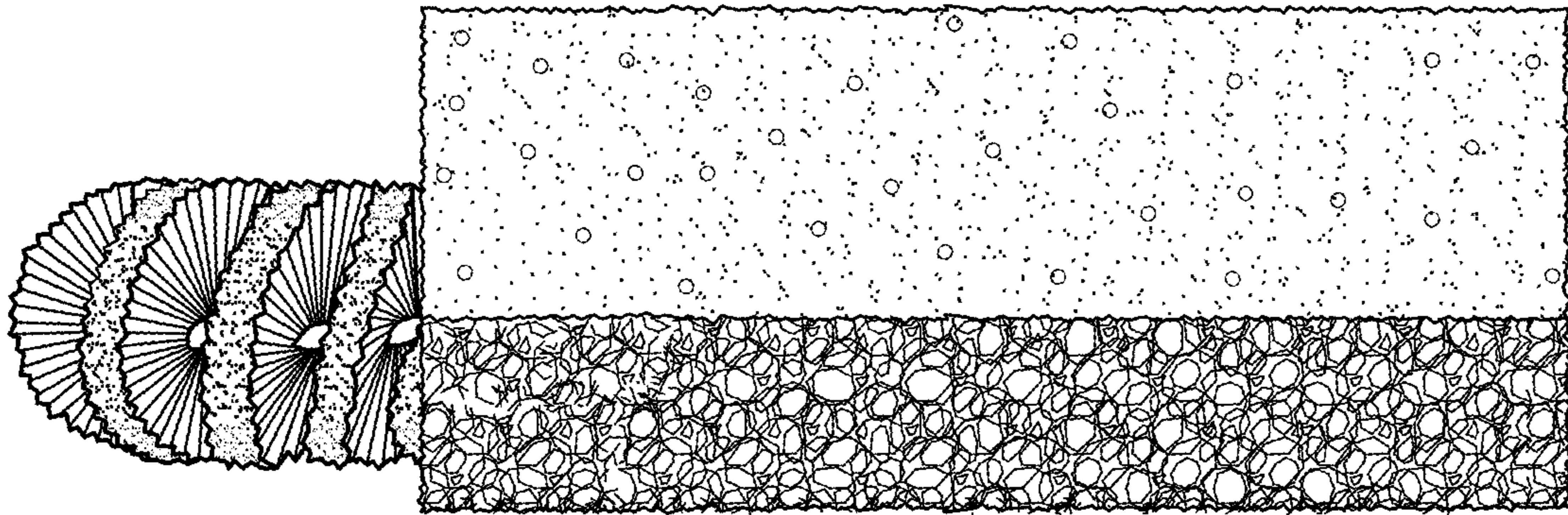


FIG. 4

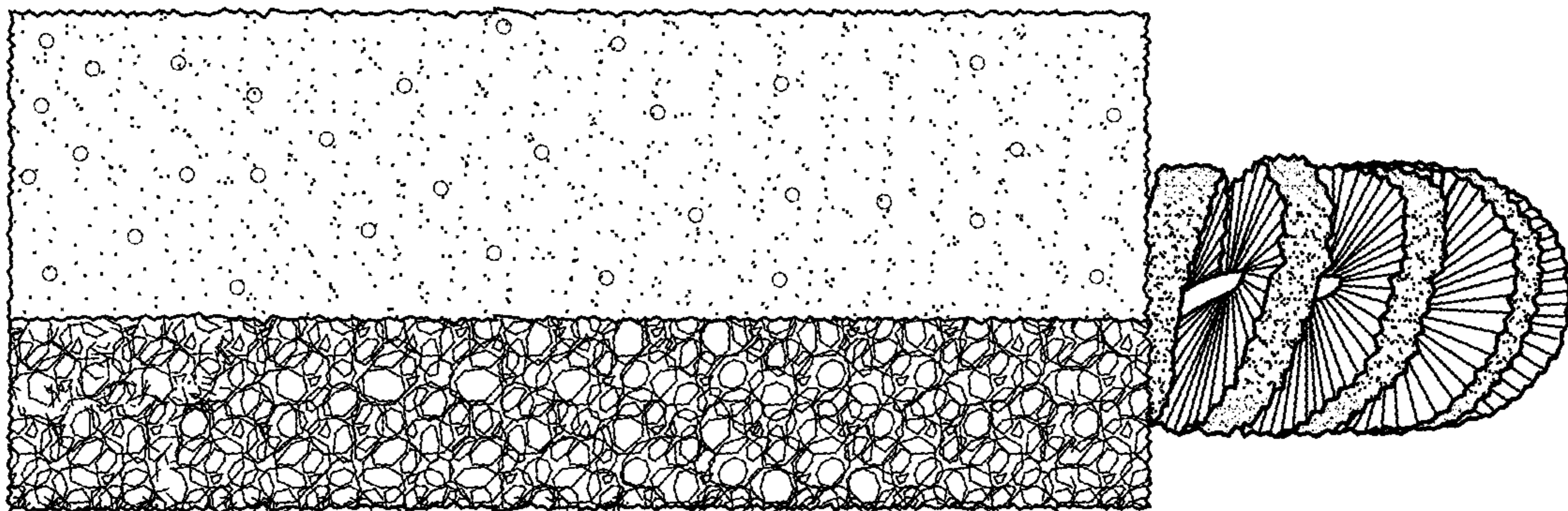


FIG. 5

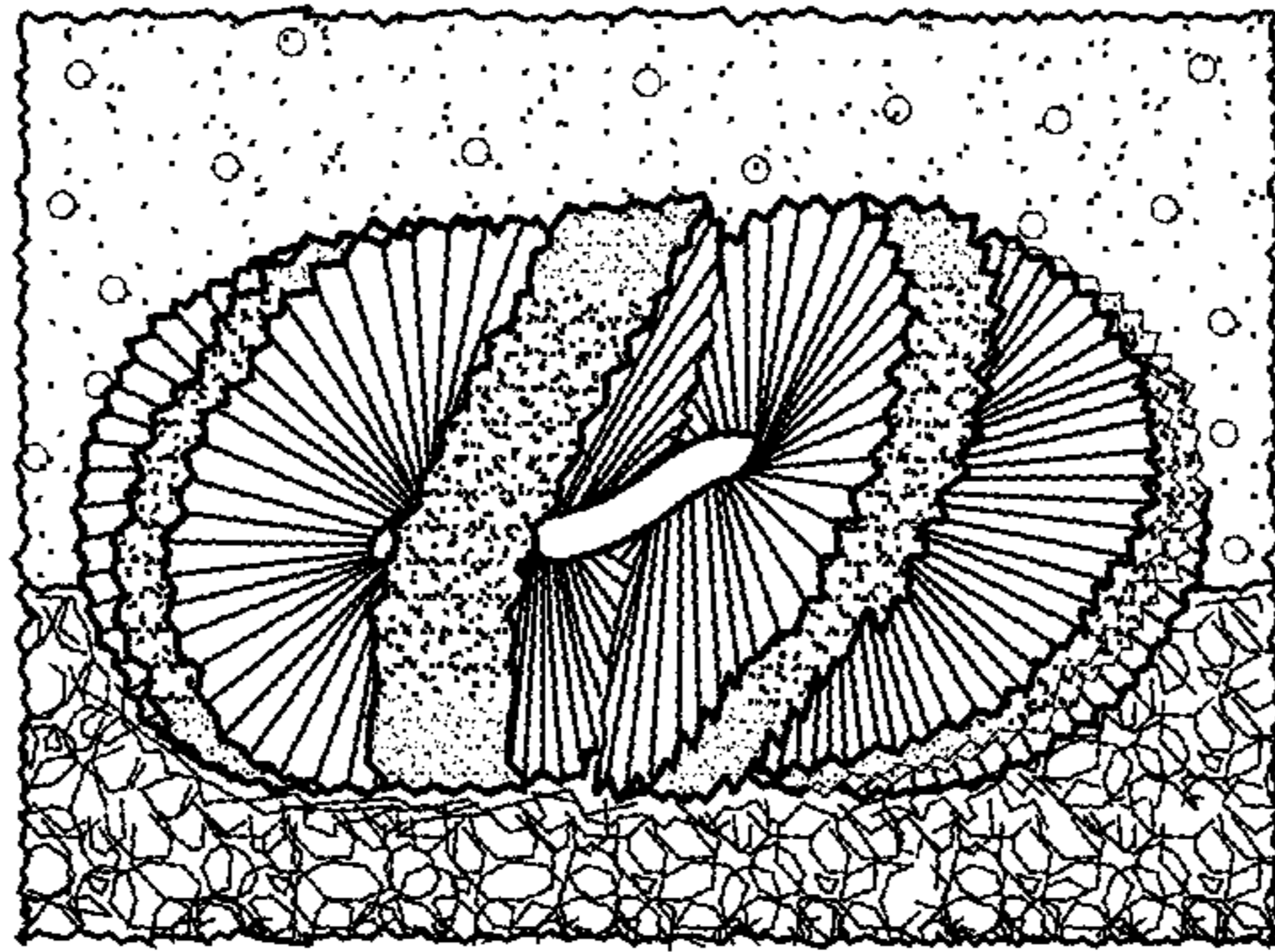


FIG. 6

