



US00D936366S

(12) **United States Design Patent** (10) **Patent No.:** **US D936,366 S**
Ye (45) **Date of Patent:** **** Nov. 23, 2021**

(54) **ACCESSORY FOR A GUN CLEANING KIT BAG**
(71) Applicant: **Xiaohui Ye**, Ningbo (CN)
(72) Inventor: **Xiaohui Ye**, Ningbo (CN)
(**) Term: **15 Years**
(21) Appl. No.: **29/762,905**
(22) Filed: **Dec. 18, 2020**
(51) **LOC (13) Cl.** **03-01**
(52) **U.S. Cl.**
USPC **D3/319; D3/262**
(58) **Field of Classification Search**
USPC D3/219, 232-233, 254, 262, 315,
D3/318-319, 327-328, 905; D21/662;
D30/136, 137, 139, 141; D12/133
CPC B25H 3/003; A45C 13/02; A45C 11/00;
A45C 2013/026; F41A 29/00; F41A
35/00
See application file for complete search history.

D446,651 S * 8/2001 Liao D3/284
6,375,007 B1 * 4/2002 Huang B25H 3/023
206/373
D458,840 S * 6/2002 Lai D3/295
D472,710 S * 4/2003 Dembicks D3/313
D554,866 S * 11/2007 Hasty D3/319
D672,145 S 12/2012 Buie, II
D683,542 S * 6/2013 Blakeman D3/315
D702,438 S * 4/2014 Chen D3/294
D716,547 S 11/2014 Pennington
D754,967 S 5/2016 Galloway
D789,085 S 6/2017 Jacobson
9,694,489 B2 * 7/2017 Steele B65D 43/164
D838,487 S * 1/2019 Lai D3/319
D861,340 S 10/2019 Deng
D891,769 S 8/2020 Chen
D897,675 S 10/2020 Chen
D906,674 S * 1/2021 Jirak D3/318
D906,675 S * 1/2021 Jirak D3/318
D906,676 S * 1/2021 Jirak D3/318

(Continued)

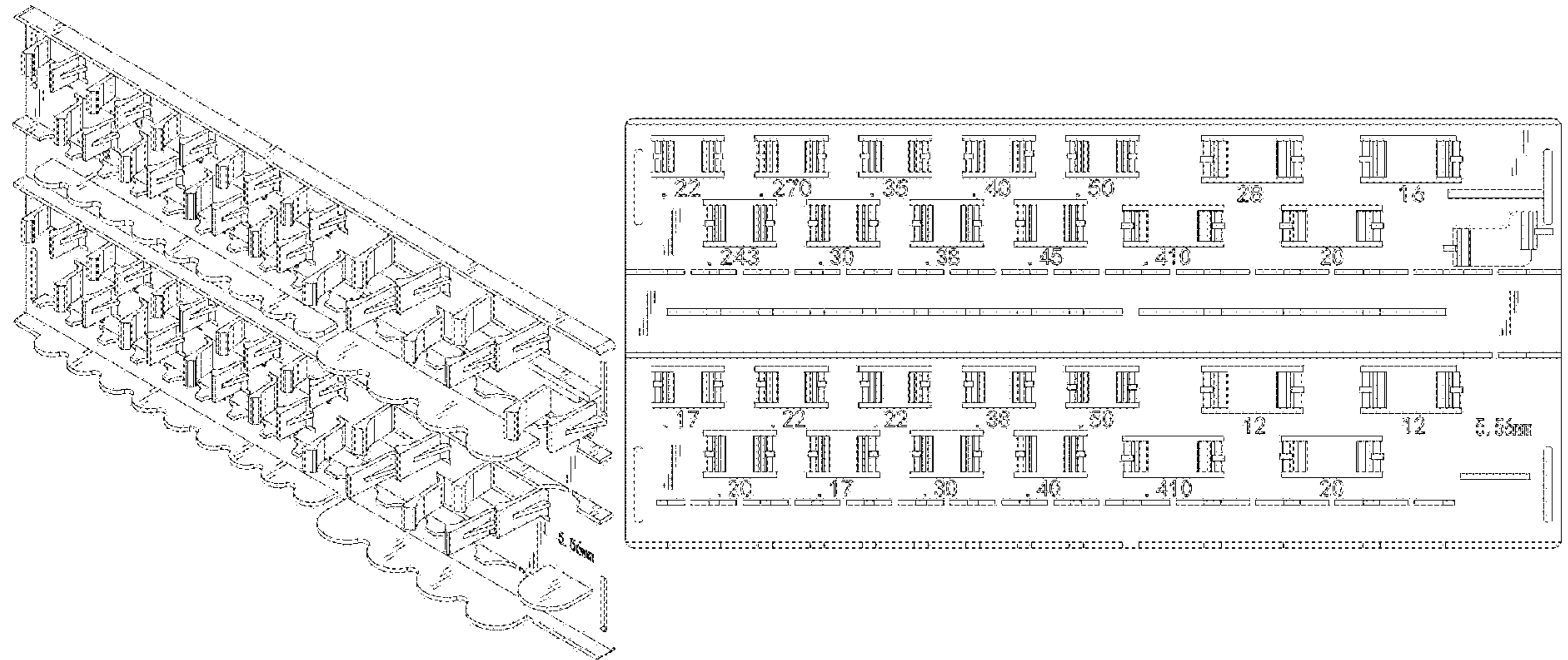
Primary Examiner — Jennifer L Watkins
Assistant Examiner — Samantha Lynne Brodowski
(74) *Attorney, Agent, or Firm* — Xiaofang Zhong; Law
Office of Xiaofang Zhong, PLLC

(56) **References Cited**
U.S. PATENT DOCUMENTS
337,888 A * 3/1886 Swan B25H 3/003
206/379
D258,705 S * 3/1981 Wheeler D3/295
D339,470 S * 9/1993 Marks
5,346,677 A * 9/1994 Risk A61C 19/02
206/363
D359,392 S 6/1995 Bellington
5,433,929 A * 7/1995 Riihimaki A61L 2/26
422/297
D362,116 S * 9/1995 Bellington D3/262
D392,463 S * 3/1998 Grey D3/319
5,826,719 A * 10/1998 Chen B25H 3/028
206/373
D400,709 S * 11/1998 Chang D3/294
D432,790 S * 10/2000 Streich D3/315
D446,018 S * 8/2001 Streich D3/319

(57) **CLAIM**
The ornamental design for an accessory for a gun cleaning kit bag, as shown and described.

DESCRIPTION
FIG. 1 is a top perspective view seen from top and front of an accessory for a gun cleaning kit bag showing my new design;
FIG. 2 is a top plan view thereof;
FIG. 3 is a bottom plan view thereof;
FIG. 4 is a right-side elevational view thereof;
FIG. 5 is a left-side elevational view thereof;
FIG. 6 is a front elevational view thereof; and,
FIG. 7 is a back elevational view thereof.

1 Claim, 5 Drawing Sheets



(56)

References Cited

U.S. PATENT DOCUMENTS

D922,066 S *	6/2021	Chen	D3/262
2005/0045510 A1 *	3/2005	Marks	B08B 9/00
			206/373
2012/0090215 A1 *	4/2012	Buie, II	B25H 3/023
			42/95
2014/0023475 A1 *	1/2014	Meyers	B25H 3/003
			414/800

* cited by examiner

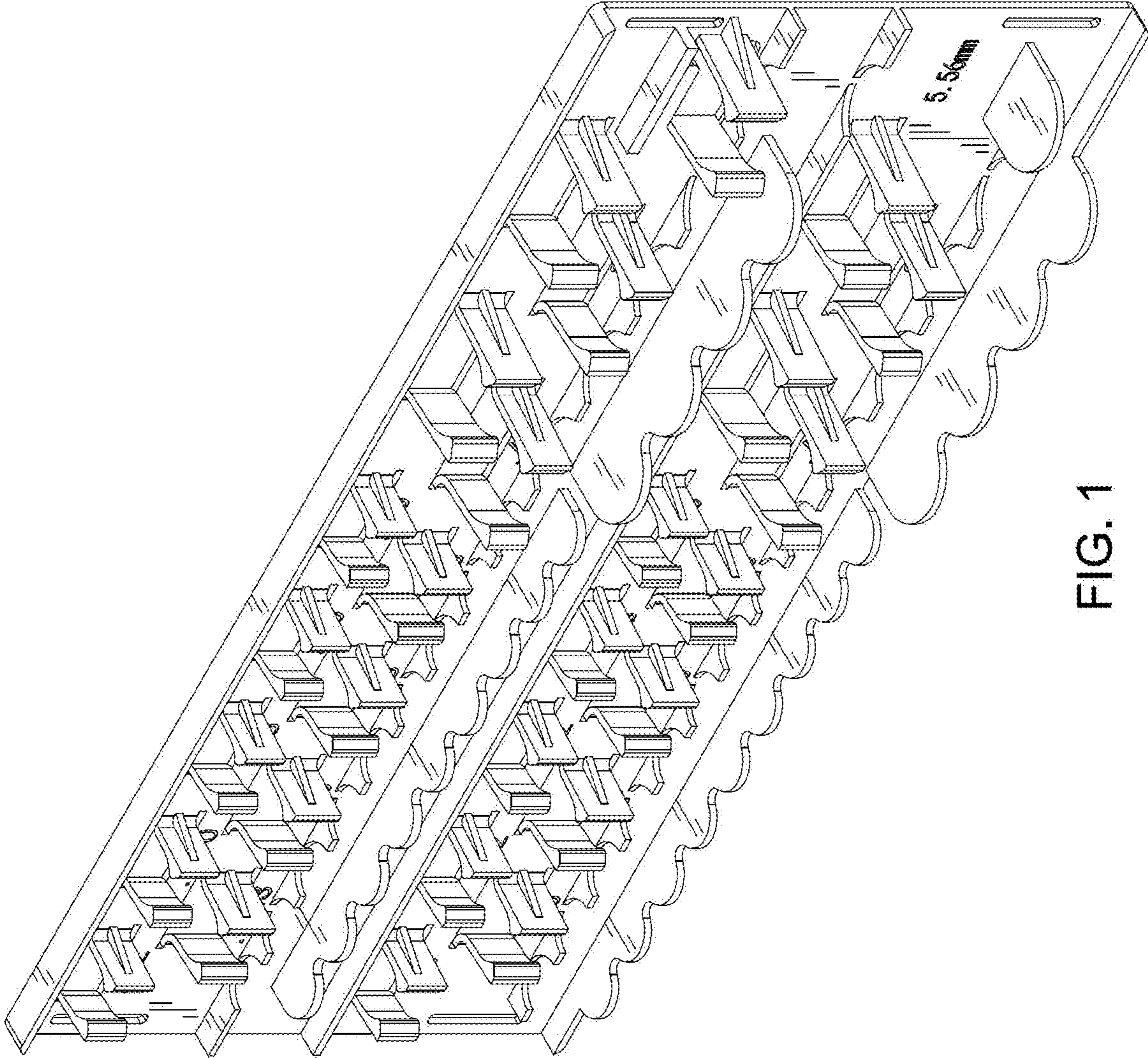


FIG. 1

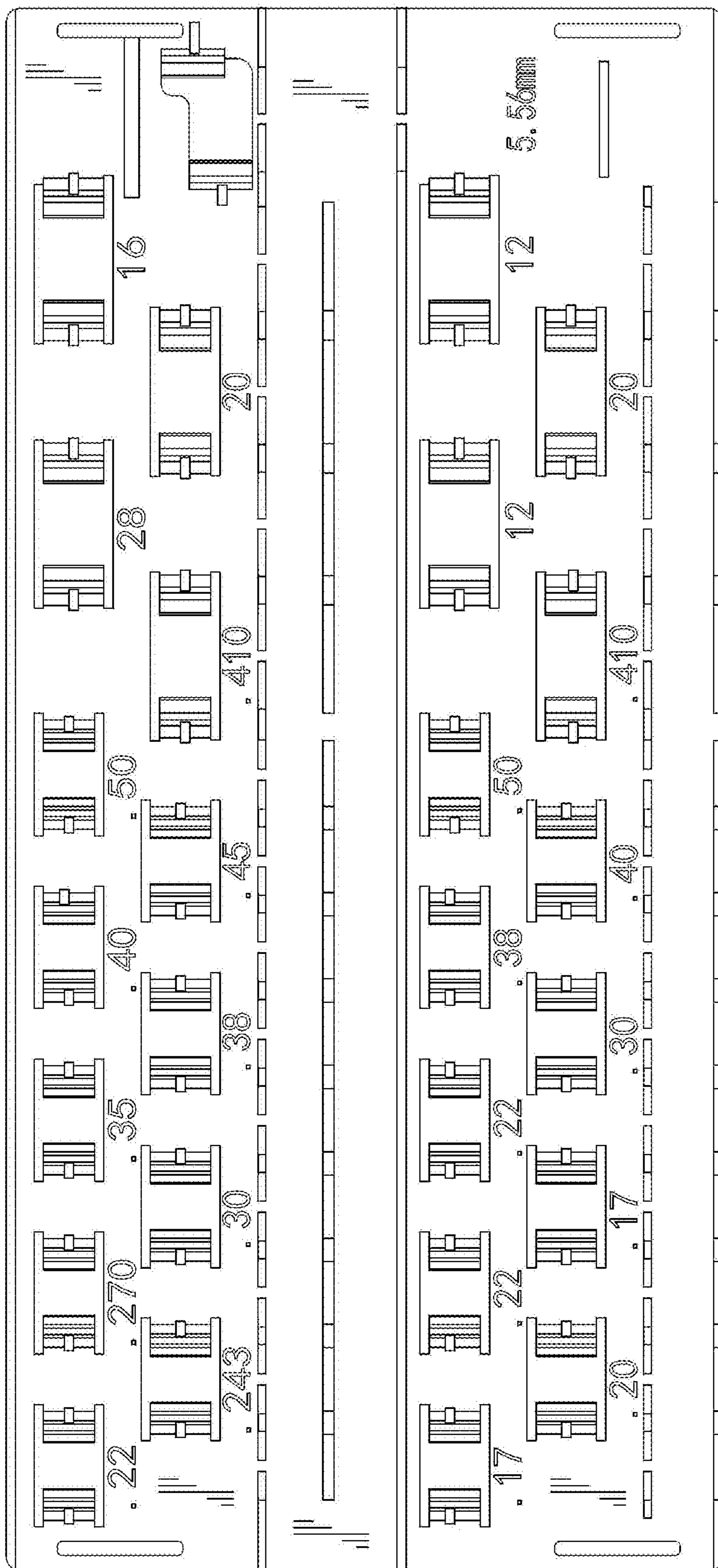


FIG. 2

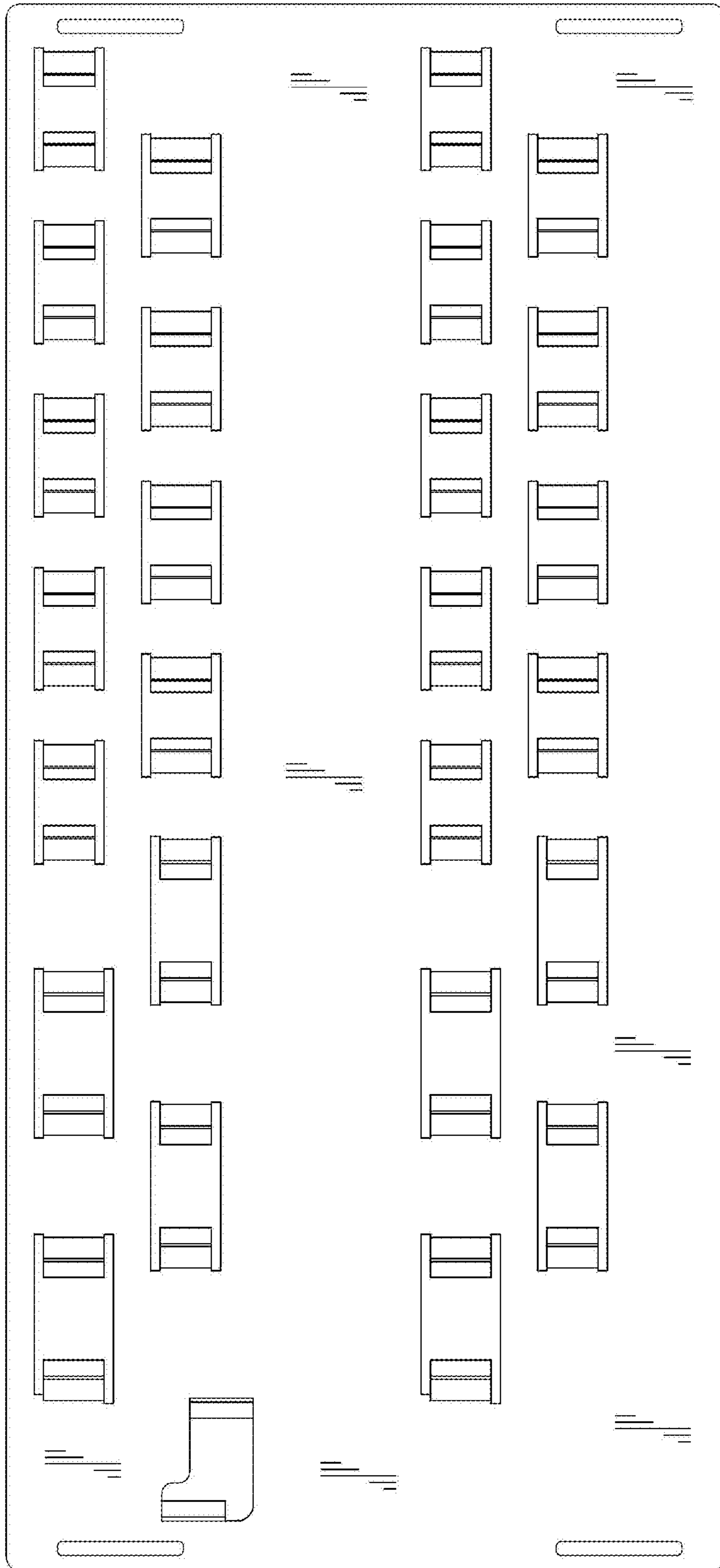


FIG. 3

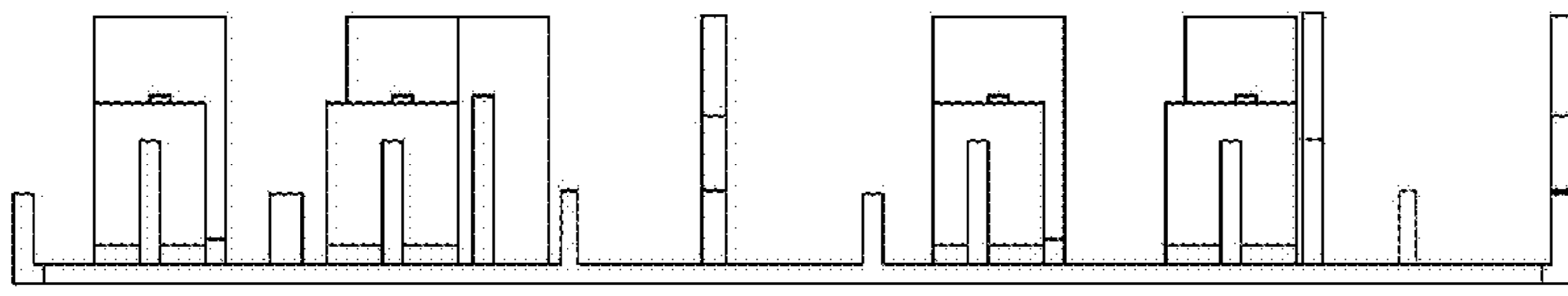


FIG. 5

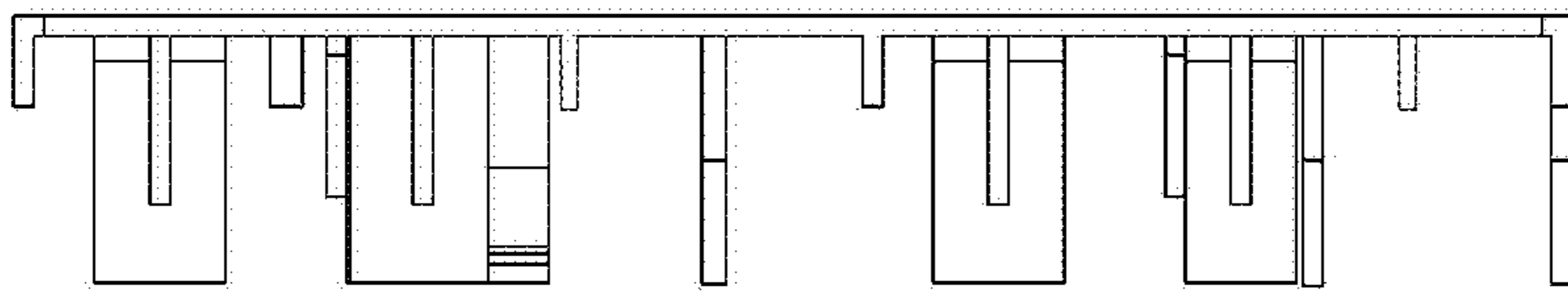


FIG. 4

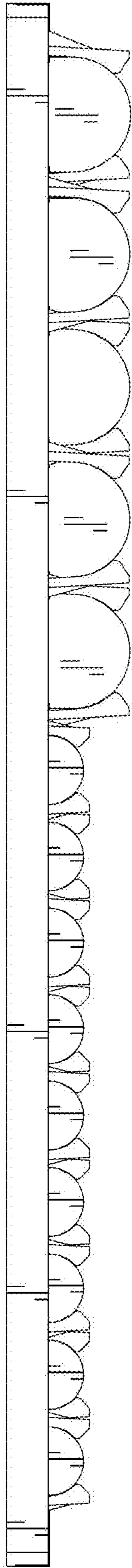


FIG. 6

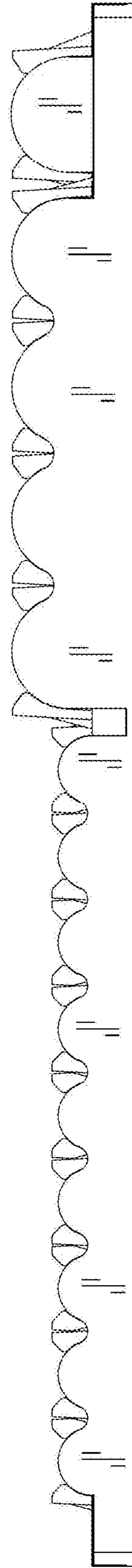


FIG. 7