



US00D936365S

(12) **United States Design Patent** (10) **Patent No.:** **US D936,365 S**
Chun (45) **Date of Patent:** **** Nov. 23, 2021**

(54) **ACCESSORY CASE**
(71) Applicant: **James Chun**, Vista, WA (US)
(72) Inventor: **James Chun**, Vista, WA (US)
(**) Term: **15 Years**
(21) Appl. No.: **29/726,454**
(22) Filed: **Mar. 3, 2020**
(51) **LOC (13) Cl.** **03-01**
(52) **U.S. Cl.**
USPC **D3/316; D3/273**
(58) **Field of Classification Search**
USPC D3/203.1, 203.4, 271.1, 273, 275, 282,
D3/298, 302, 316; D9/453, 454, 761;
D13/108; D14/223, 253, 388, 440;
D15/199; D23/354; D28/7; D99/28;
D7/709
CPC G10G 7/005; A01K 27/005; H02J 7/0013;
H05K 3/281
See application file for complete search history.

(56) **References Cited**

U.S. PATENT DOCUMENTS

4,558,663 A * 12/1985 Kaplanis A01K 27/005
119/174
D478,725 S * 8/2003 Vasudeva D3/282
D495,488 S * 9/2004 Singh D3/282
D578,129 S * 10/2008 Weber D14/440
D635,768 S * 4/2011 Molina D3/282
D693,576 S * 11/2013 Chen D3/282
9,742,208 B2 * 8/2017 Stratton H02J 7/0013
D860,943 S * 9/2019 Xie D13/119
D864,961 S * 10/2019 Sakaguchi D14/388
D871,906 S * 1/2020 Ramsey D9/454
D872,577 S * 1/2020 Kim D9/453
D873,002 S * 1/2020 Hajiri D3/275
D874,945 S * 2/2020 Krueger D9/761
D876,834 S * 3/2020 Breen D3/298
D905,217 S * 12/2020 Hederstierna D23/354

D907,919 S * 1/2021 Mayer D3/273
D910,728 S * 2/2021 Chung D15/199
D912,891 S * 3/2021 Vennemeyer D28/7
D913,224 S * 3/2021 Kim D13/108
D913,681 S * 3/2021 Grimsley D3/203.1
D915,067 S * 4/2021 Sakai D3/271.1
D917,154 S * 4/2021 Zhu D3/203.4
D920,236 S * 5/2021 Xie D13/108
D922,071 S * 6/2021 Jensen D3/302
D923,608 S * 6/2021 Adams D14/223
D924,535 S * 7/2021 Culbreth D99/28
2002/0023775 A1 * 2/2002 Ligander H05K 3/281
174/255

(Continued)

OTHER PUBLICATIONS

Air tag case <https://www.amazon.com/dp/B093K4X753?tag=imoreb-20&ascsubtag=UUimUdUnU75005YYwYg> (Year: 2021).*

Primary Examiner — Michelle E. Wilson
Assistant Examiner — Richard E Yenchesky
(74) *Attorney, Agent, or Firm* — Dean A Craine; Marisa C Whitaker

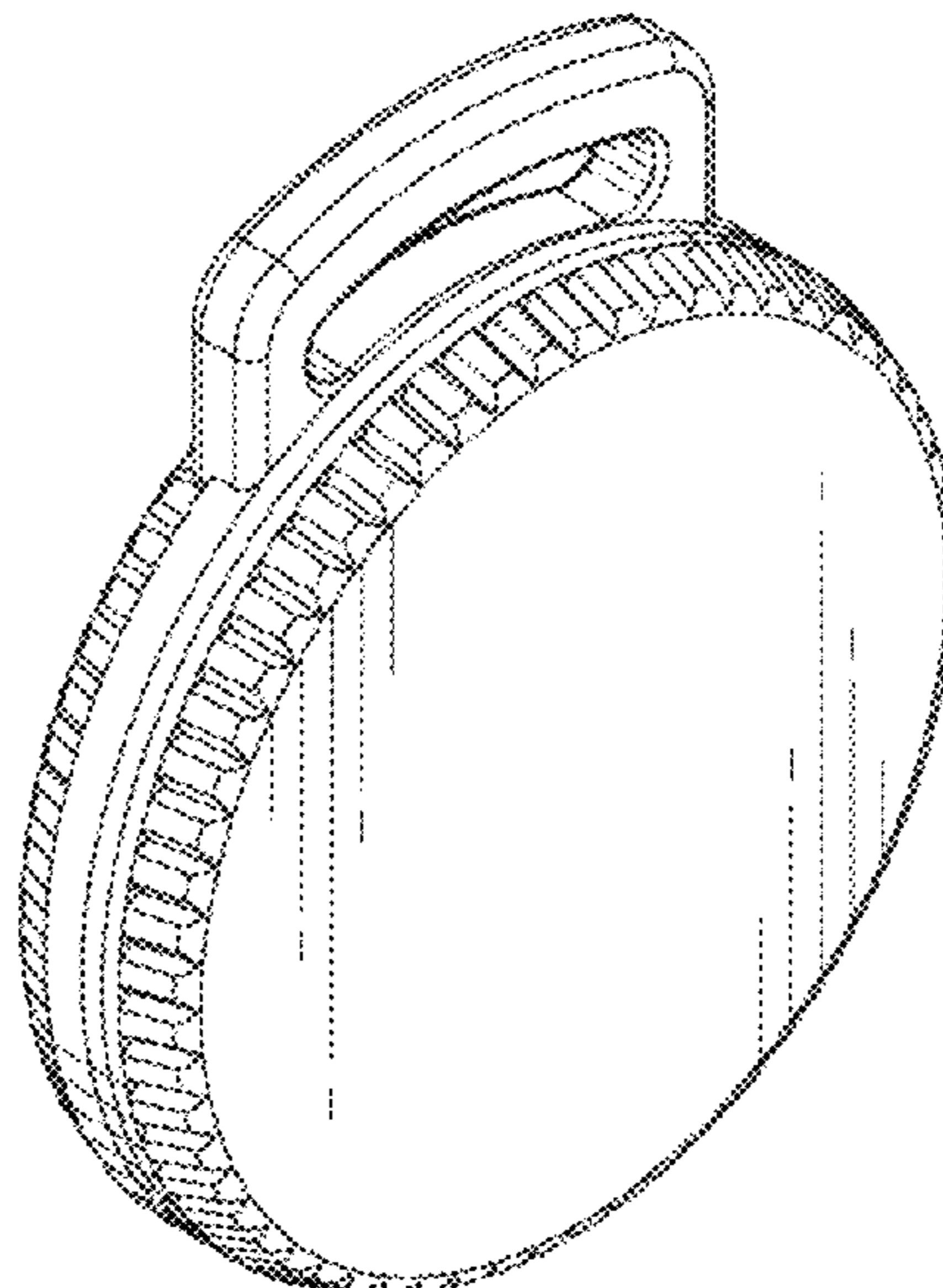
(57) **CLAIM**

The ornamental design for an accessory case, as shown and described.

DESCRIPTION

FIG. 1 is a front perspective view of an accessory case showing my new design.
FIG. 2 a rear perspective view of the accessory case shown in FIG. 1.
FIG. 3 is a front elevation view thereof.
FIG. 4 is a rear elevation view thereof.
FIG. 5 is a left side elevation view thereof.
FIG. 6 is a right side elevation view thereof.
FIG. 7 is a top plan view thereof; and,
FIG. 8 is a bottom plan view thereof.

1 Claim, 2 Drawing Sheets



(56)

References Cited

U.S. PATENT DOCUMENTS

2009/0302081 A1 * 12/2009 Kriesel G10G 7/005
224/607

* cited by examiner

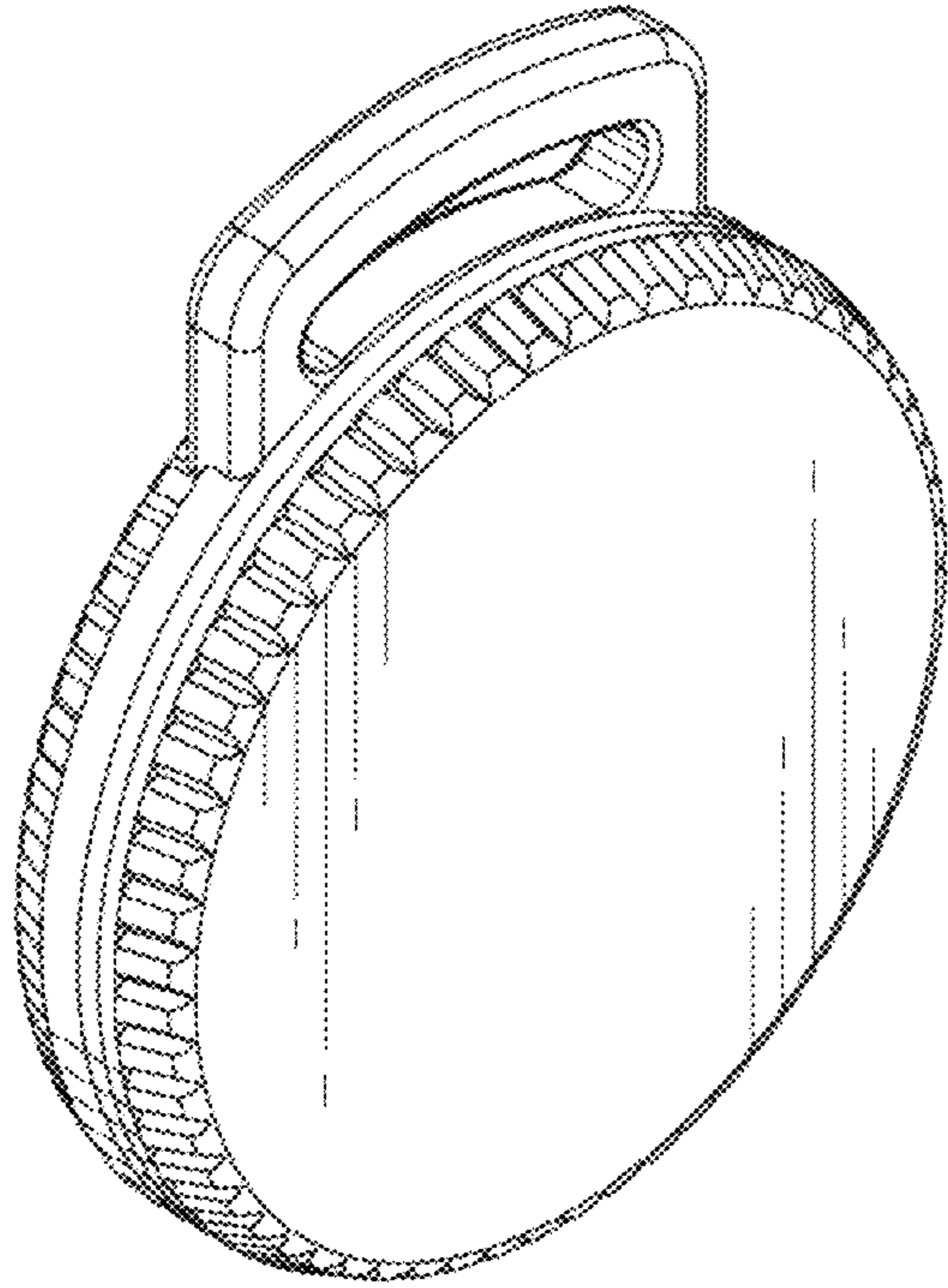


Fig. 1

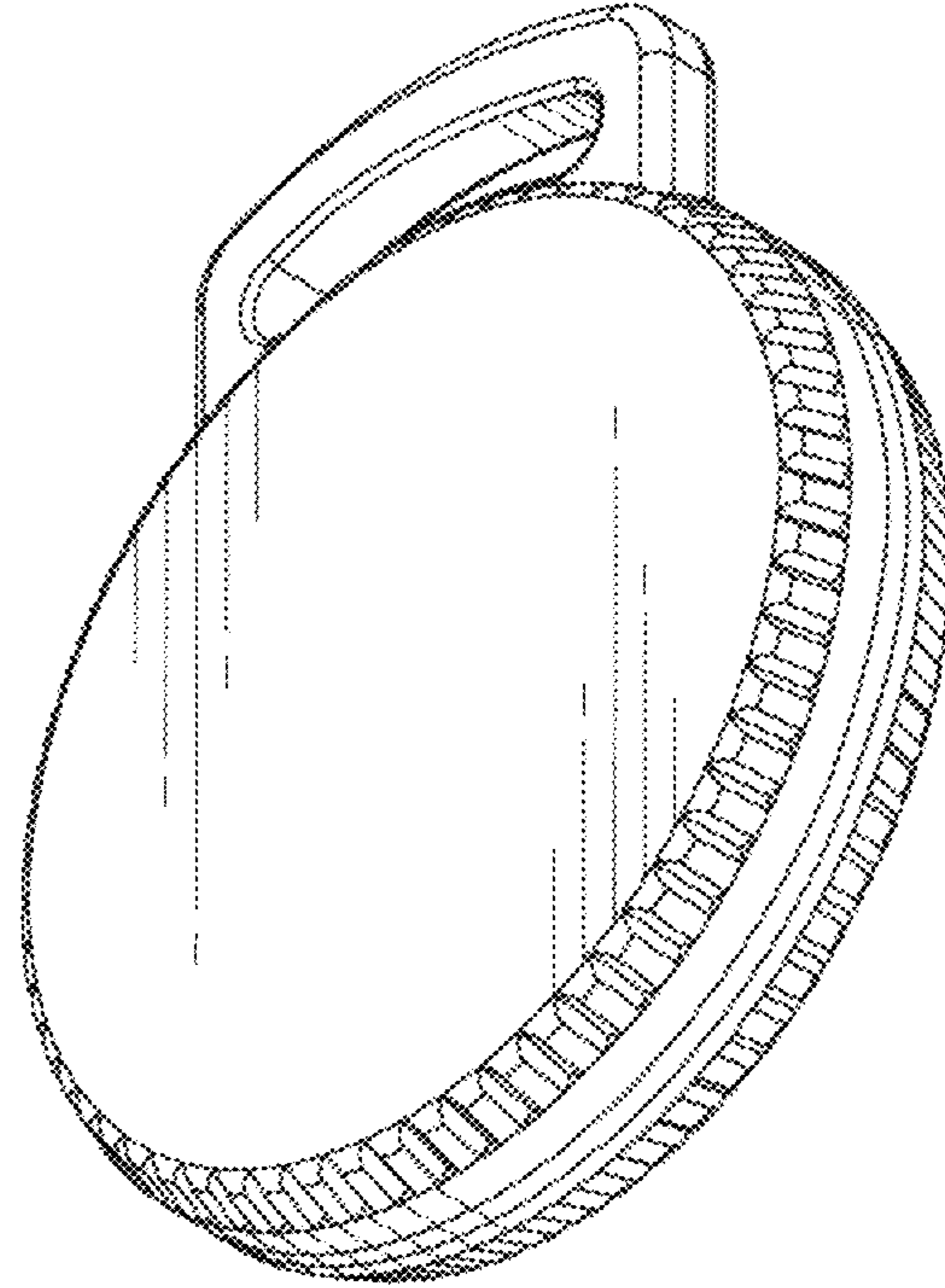


Fig. 2

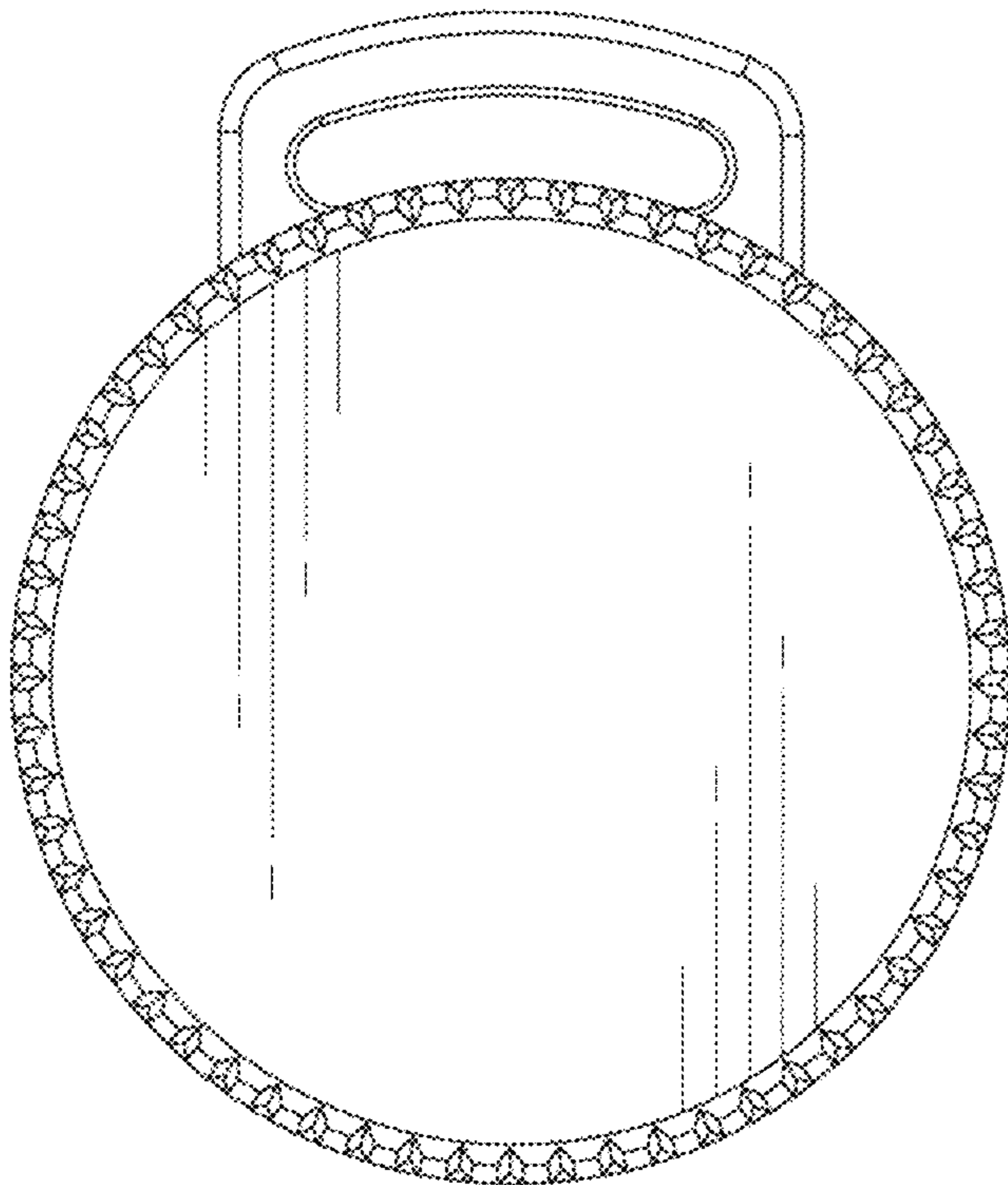


Fig. 3

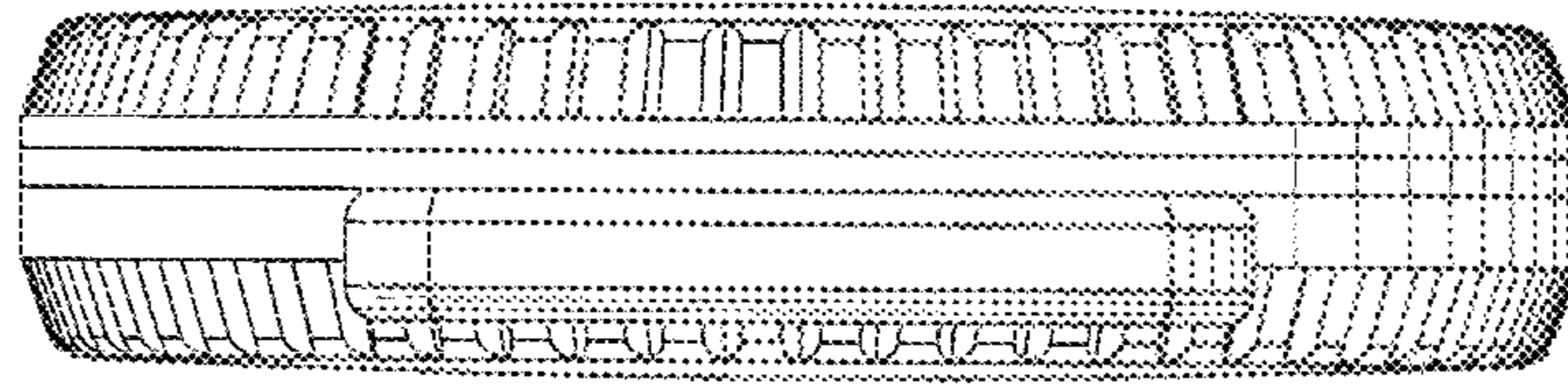


Fig. 7

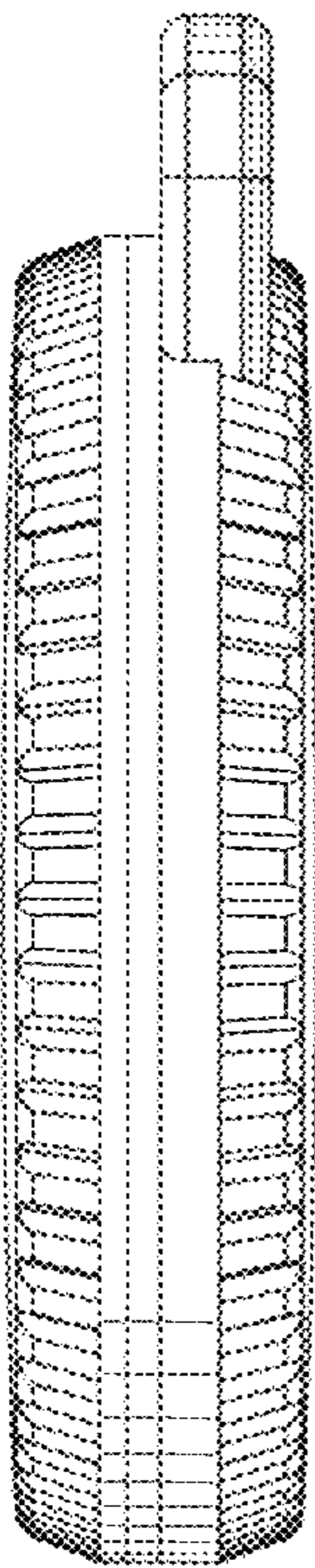


Fig. 5

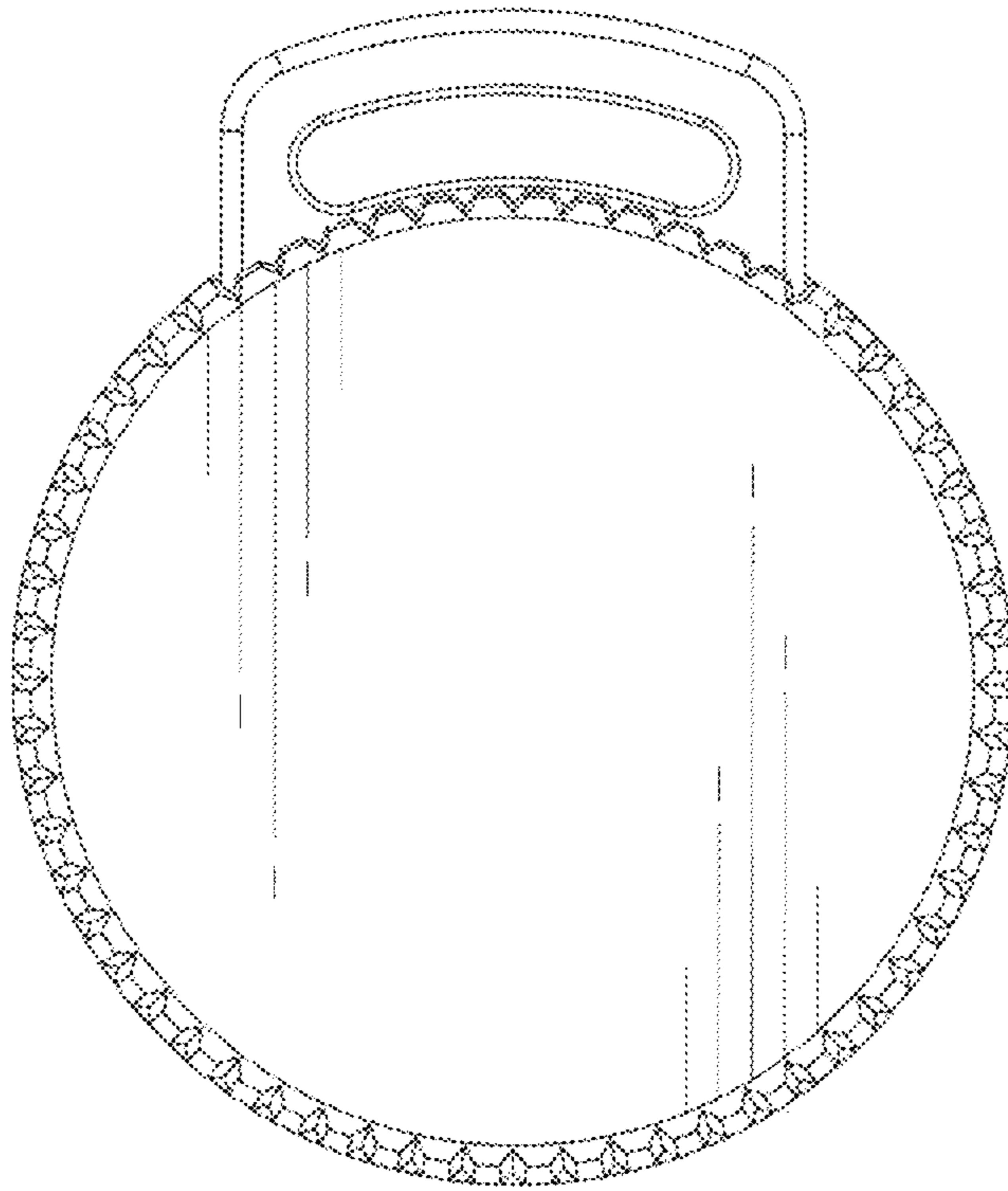


Fig. 4

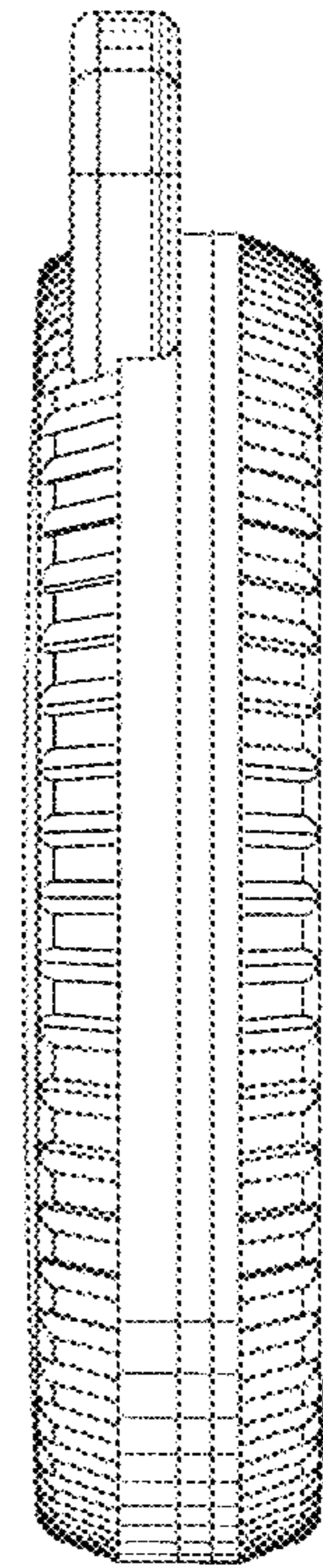


Fig. 6

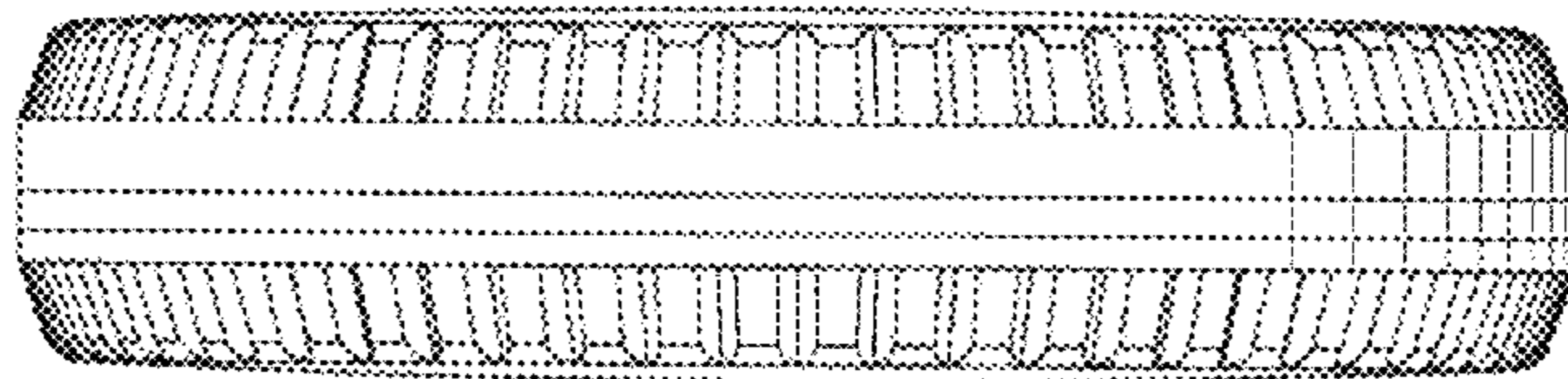


Fig. 8