



US00D936344S

(12) **United States Design Patent** (10) **Patent No.:** **US D936,344 S**  
**Chang** (45) **Date of Patent:** **\*\* Nov. 23, 2021**

- (54) **SHOE MIDSOLE PERIPHERY**
- (71) Applicant: **Skechers U.S.A., Inc. II**, Manhattan Beach, CA (US)
- (72) Inventor: **Glen Chang**, Rancho Palos Verdes, CA (US)
- (73) Assignee: **Skechers U.S.A., Inc. II**, Manhattan Beach, CA (US)
- (\*\*) Term: **15 Years**
- (21) Appl. No.: **29/776,812**
- (22) Filed: **Apr. 1, 2021**
- (51) **LOC (13) Cl.** ..... **02-04**
- (52) **U.S. Cl.**  
USPC ..... **D2/947; D2/959**
- (58) **Field of Classification Search**  
USPC ..... D2/902, 906, 908, 916, 918, 925, D2/946-962, 977; 36/3 B, 22 R, 24.5, 36/25 R, 28, 32 R, 34 R, 59 C, 67 A, 103  
CPC ..... A43B 13/00; A43B 13/02; A43B 13/023; A43B 13/026; A43B 13/04; A43B 13/08; A43B 13/10; A43B 13/12; A43B 13/14; A43B 13/141; A43B 13/143; A43B 13/16; A43B 13/18; A43B 13/181; A43B 13/187; A43B 13/189; A43B 13/20; A43B 13/22; A43B 13/223; A43B 13/24; A43B 13/28; A43B 13/30; A43B 13/32; A43B 13/34; A43B 13/36  
See application file for complete search history.

(56) **References Cited**

**U.S. PATENT DOCUMENTS**

D260,196 S *	8/1981	Plagenhoef	.....	D2/947
D334,650 S *	4/1993	Teague	.....	D2/977
D378,012 S *	2/1997	Le	.....	D2/964
5,628,128 A *	5/1997	Miller	.....	A43B 7/1495 36/114

D383,593 S *	9/1997	Lozano	.....	D2/947
5,797,199 A *	8/1998	Miller	.....	A43B 7/1495 36/114
D431,712 S *	10/2000	Wilson	.....	D2/969
D586,995 S *	2/2009	Chen	.....	D2/951
D642,775 S *	8/2011	Raysse	.....	D2/946
D642,779 S *	8/2011	Raysse	.....	D2/969
D642,780 S *	8/2011	Raysse	.....	D2/969
D733,413 S *	7/2015	Joseph	.....	D2/947
D741,584 S *	10/2015	Christopherson	.....	D2/947
D754,956 S *	5/2016	McCourt	.....	D2/947
D764,786 S *	8/2016	Nascimento	.....	D2/977
D767,862 S *	10/2016	Hurayt	.....	D2/947
D773,159 S	12/2016	Seamarks		
D773,161 S *	12/2016	Teteriatnikov	.....	D2/947
D779,792 S *	2/2017	Tæstensen	.....	D2/907
D858,066 S *	9/2019	Hatfield	.....	D2/959

(Continued)

**FOREIGN PATENT DOCUMENTS**

CN	304457627	1/2018
CN	304696918	6/2018

(Continued)

*Primary Examiner* — T Chase Nelson

(74) *Attorney, Agent, or Firm* — Marshall A. Lerner; Kleinberg & Lerner, LLP

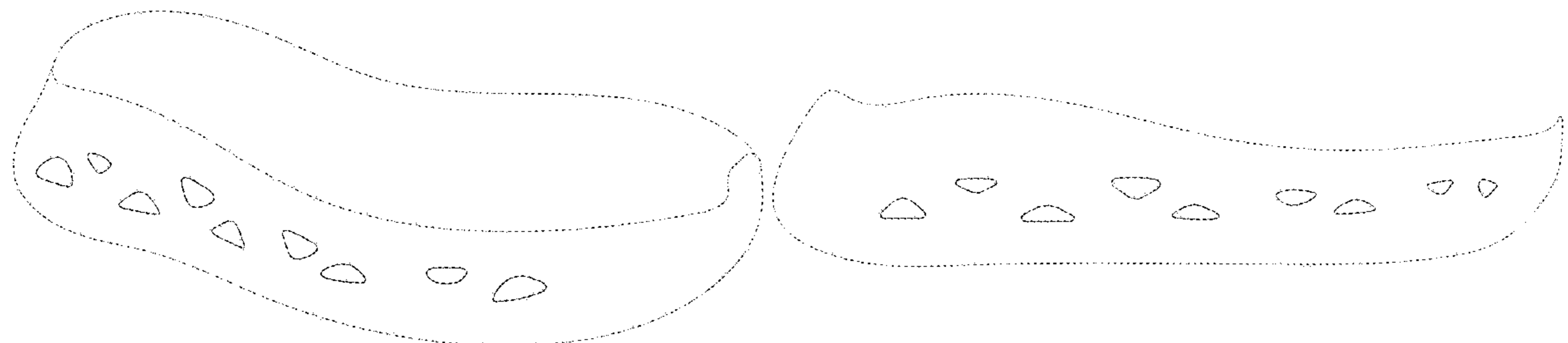
(57) **CLAIM**

The ornamental design for a shoe midsole periphery, as shown and described.

**DESCRIPTION**

FIG. 1 is a perspective view of a shoe midsole periphery in accordance with my new design; and, FIG. 2 is a side elevation view thereof. The broken lines shown in the drawings represent portions of the shoe upper, midsole periphery and shoe that form no part of the claimed design. The surfaces devoid of shading lines are not claimed.

**1 Claim, 2 Drawing Sheets**



(56)

**References Cited**

U.S. PATENT DOCUMENTS

D876,768 S \* 3/2020 Aden ..... D2/947  
D876,770 S \* 3/2020 Aden ..... A43B 7/1495  
D2/947  
D876,771 S \* 3/2020 Aden ..... D2/947  
D878,014 S \* 3/2020 Chen ..... A43B 7/1495  
D2/919  
D887,689 S \* 6/2020 Bove ..... D2/947  
2010/0071228 A1\* 3/2010 Crowley, II ..... A43B 13/181  
36/28  
2015/0068070 A1\* 3/2015 Moss ..... A43B 3/0005  
36/136  
2016/0235166 A1\* 8/2016 Bryan ..... A43C 13/00

FOREIGN PATENT DOCUMENTS

CN 306061620 9/2020  
EM 006807830 0007 12/2019  
EM 006807830 0008 12/2019  
EM 008173371 0001 10/2020  
EM 008173371 0004 10/2020  
EM 008173371 0005 10/2020  
EM 008173371 0006 10/2020  
EM 008173371 0007 10/2020  
EM 008173371 0010 10/2020  
EM 008173371 0011 10/2020  
EM 008173371 0014 10/2020  
EM 008173371 0015 10/2020  
EM 008173371 0016 10/2020  
EM 008173371 0017 10/2020  
EM 008190631 0001 10/2020

\* cited by examiner

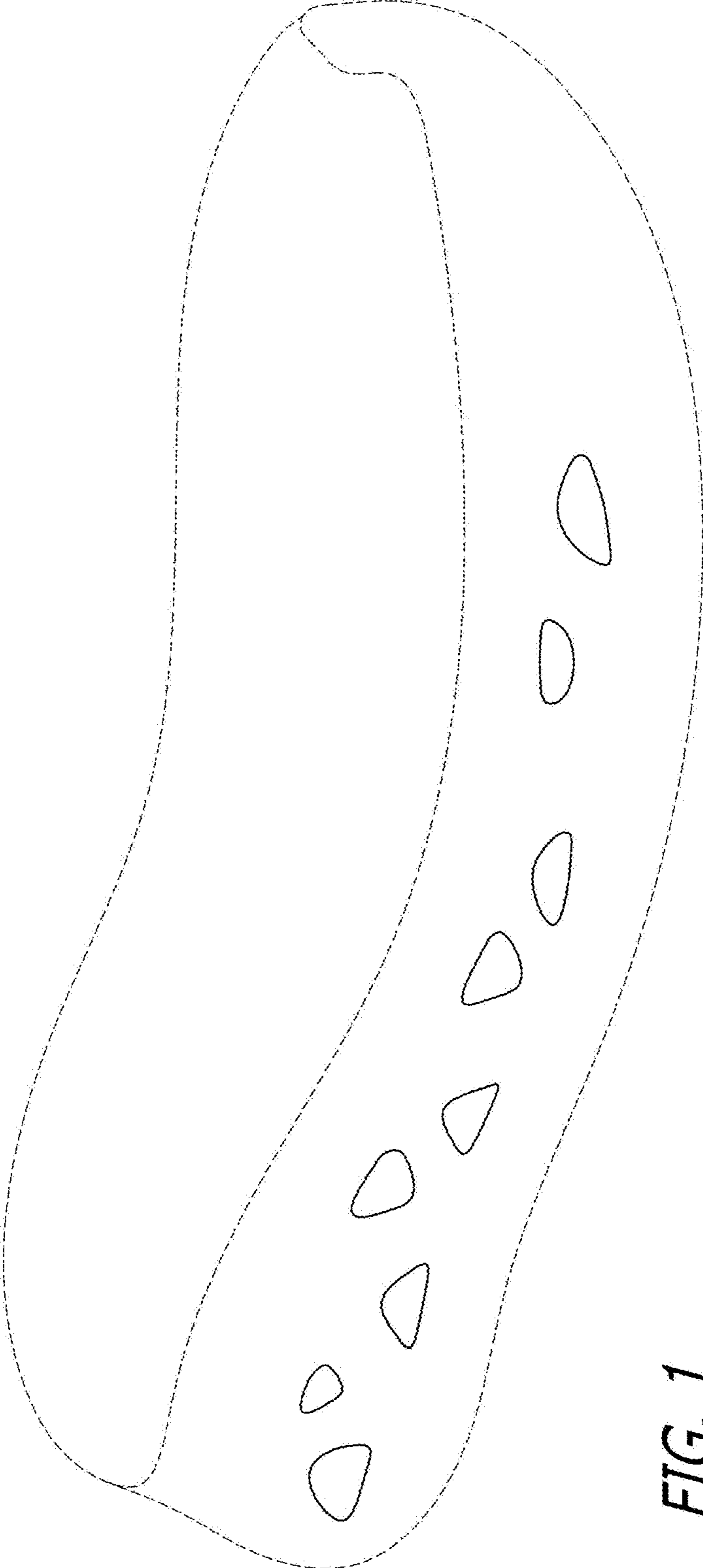


FIG. 1

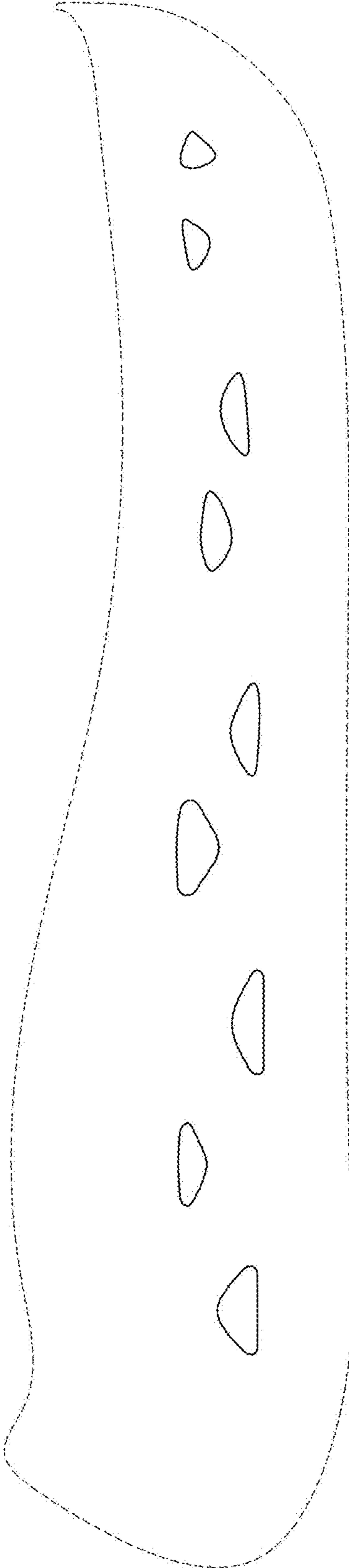


FIG. 2