

US00D936315S

(12) **United States Design Patent** (10) **Patent No.:** **US D936,315 S**
Wang (45) **Date of Patent:** **** Nov. 16, 2021**

(54) **LAUNDRY BAG**

(71) Applicant: **Shuanghe Wang**, Kuitun (CN)

(72) Inventor: **Shuanghe Wang**, Kuitun (CN)

(**) Term: **15 Years**

(21) Appl. No.: **29/763,534**

(22) Filed: **Dec. 23, 2020**

(51) **LOC (13) Cl.** **07-07**

(52) **U.S. Cl.**
USPC **D32/37**

(58) **Field of Classification Search**

USPC D32/36, 37, 53; D34/5, 6, 11; D7/638;
D3/201, 304, 305, 306, 307, 308, 309,
D3/312, 314; D9/420, 423, 501, 503,
D9/517, 633, 721, 738, 742, 772;
D6/315, 331, 657, 659, 663, 664, 667,
D6/675, 677, 683, 686
CPC A47G 29/00; A47G 29/06; B65F 1/14;
D06F 95/002

See application file for complete search history.

(56) **References Cited**

U.S. PATENT DOCUMENTS

D167,913 S * 10/1952 Stark D3/287
2,865,418 A * 12/1958 Bourdon A45C 3/00
206/287

D333,383 S * 2/1993 Brooks D3/283
D453,876 S * 2/2002 Moor D3/300
D469,608 S * 2/2003 Nevins D3/300
D491,008 S * 6/2004 Corbett D32/37
D495,459 S * 8/2004 Purnell D32/36
D555,854 S * 11/2007 Kamiya D32/37
D759,327 S 6/2016 Klar
D761,509 S * 7/2016 Cohen D32/37
D773,140 S 11/2016 Grant

* cited by examiner

Primary Examiner — Michelle E. Wilson


(57) **CLAIM**

The ornamental design for a laundry bag, as shown and described.

DESCRIPTION

FIG. 1 is a perspective view of a laundry bag showing my new design;
FIG. 2 is another perspective view thereof;
FIG. 3 is a front elevational view thereof;
FIG. 4 is a rear elevational view thereof;
FIG. 5 is a left side elevational view thereof;
FIG. 6 is a right side elevational view thereof;
FIG. 7 is a top plan view thereof; and,
FIG. 8 is a bottom plan view thereof.

1 Claim, 8 Drawing Sheets






FIG. 1



FIG. 2

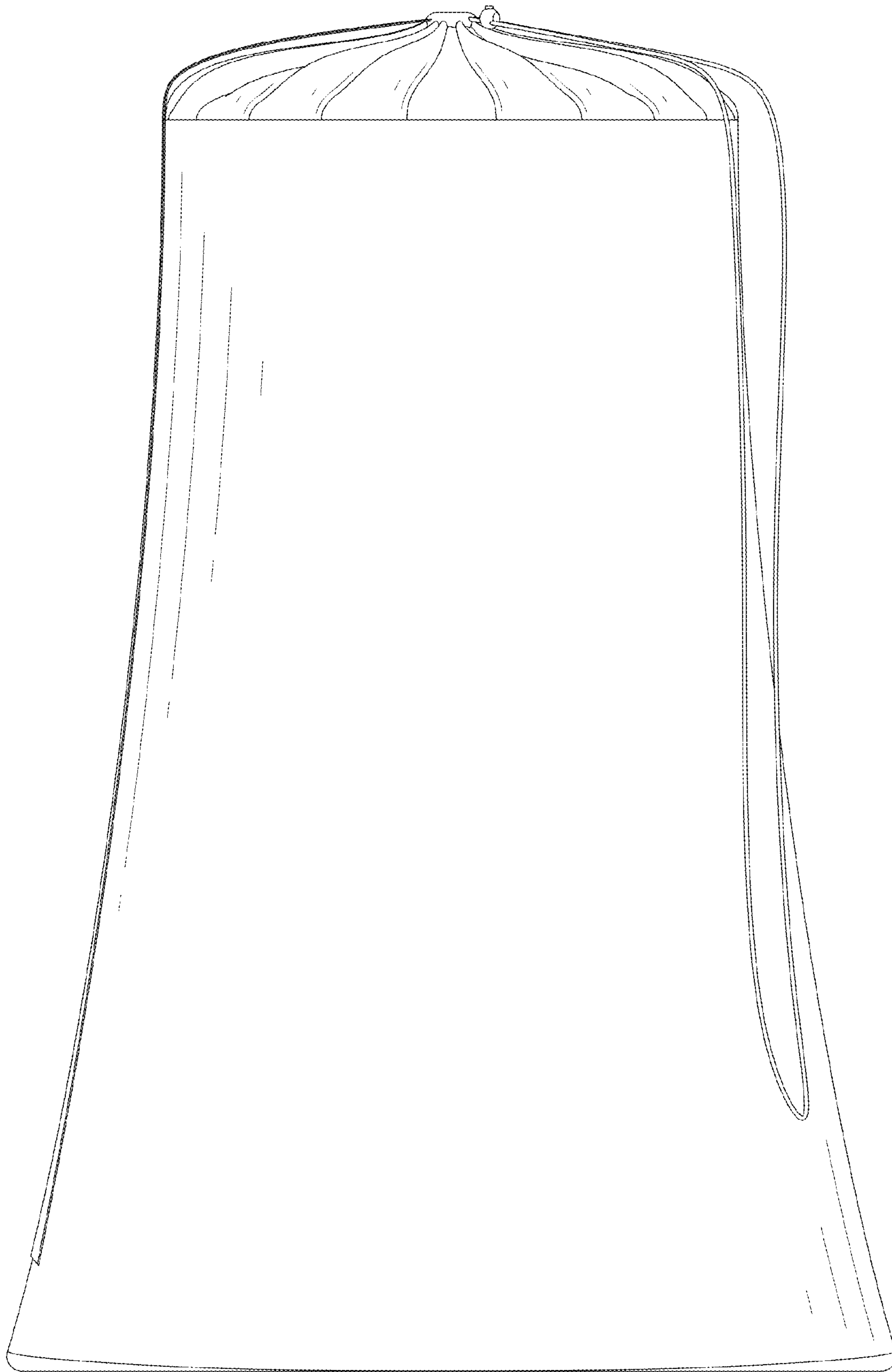


FIG. 3




FIG. 4




FIG. 5




FIG. 6

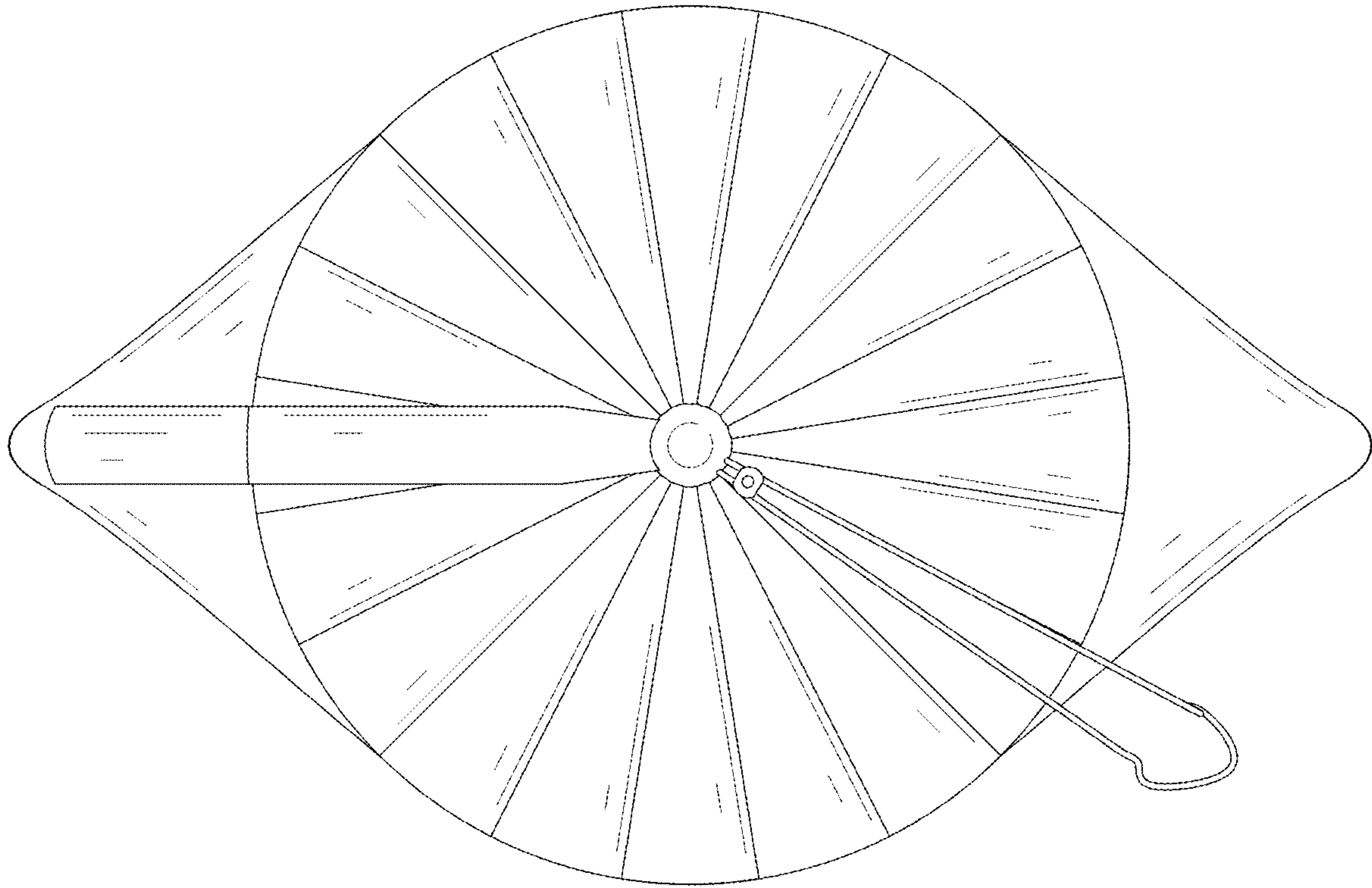


FIG. 7

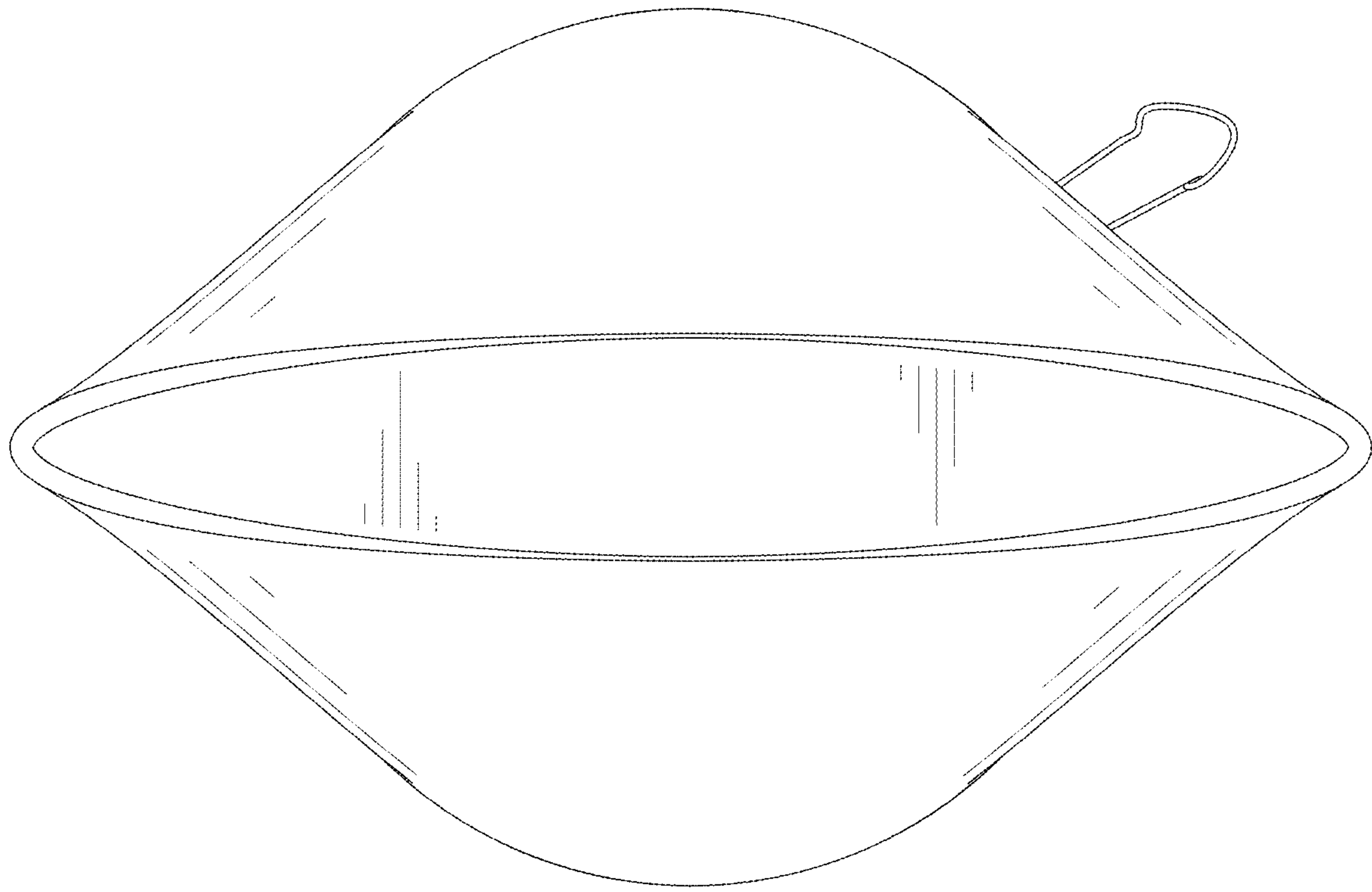


FIG. 8