



US00D936293S

(12) **United States Design Patent** (10) **Patent No.:** **US D936,293 S**
Sun et al. (45) **Date of Patent:** **** Nov. 16, 2021**

(54) **EYELASH TRAY**
(71) Applicant: **Qingdao Lashbeauty Cosmetic Co., Ltd., Qingdao (CN)**
(72) Inventors: **Simin Sun, Qingdao (CN); Yan Li, Qingdao (CN)**
(73) Assignee: **Qingdao Lashbeauty Cosmetic Co., Ltd., Qingdao (CN)**
(**) Term: **15 Years**
(21) Appl. No.: **29/773,245**
(22) Filed: **Mar. 8, 2021**
(30) **Foreign Application Priority Data**
Nov. 10, 2020 (CN) 202022584915.5
Nov. 10, 2020 (CN) 202030679281.4
(51) **LOC (13) Cl.** **28-03**
(52) **U.S. Cl.**
USPC **D28/73**
(58) **Field of Classification Search**
USPC D28/73, 83, 93; D9/416, 721
CPC A41G 5/02; A45D 44/00; B65D 85/00;
B65D 71/00
See application file for complete search history.

(56) **References Cited**
U.S. PATENT DOCUMENTS
3,333,593 A * 8/1967 McGivern A45C 11/00
132/217
D215,821 S * 11/1969 Aylott D9/721
3,491,775 A * 1/1970 Aylott A41G 5/02
132/313
3,517,673 A * 6/1970 Kim A41G 5/02
132/214
D640,834 S * 6/2011 Chen D28/83
9,044,077 B1 6/2015 Lin

9,504,285 B2 11/2016 Lin
D829,381 S 9/2018 Kim
10,264,837 B2 4/2019 Park
10,362,823 B1 * 7/2019 Hill B65D 85/70
10,588,389 B1 3/2020 Ruiz et al.
D907,296 S 1/2021 Nguyen
D910,239 S * 2/2021 Yoo D28/93
2013/0160787 A1 6/2013 Chae et al.
2014/0110304 A1 4/2014 Wu et al.
2015/0216246 A1 * 8/2015 Ahn A41G 5/02
132/53
2015/0351476 A1 * 12/2015 Lin B65D 73/00
206/490
2018/0065779 A1 * 3/2018 Chiba B65D 43/22
2018/0244455 A1 8/2018 Han
2020/0093211 A1 3/2020 Lee
2020/0172323 A1 * 6/2020 Story B65D 85/70
2020/0275718 A1 9/2020 Sharafatdinova
2020/0288834 A1 9/2020 Haywood
2020/0359759 A1 11/2020 Ruiz et al.
2021/0101710 A1 * 4/2021 Ahn B65D 1/36

* cited by examiner

Primary Examiner — Zenia I Bennett

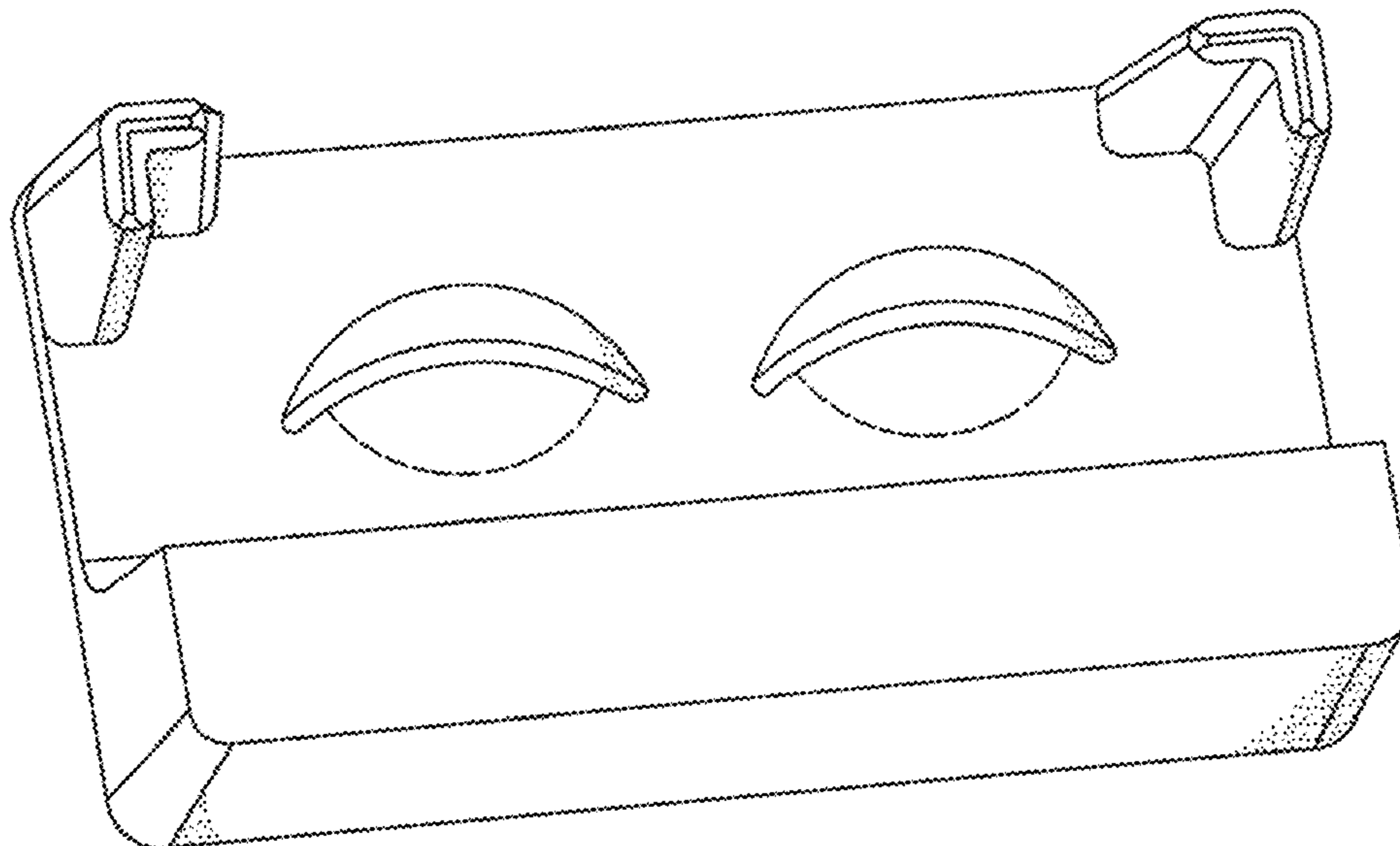
(57) **CLAIM**

The ornamental design of an eyelash tray, as shown and described.

DESCRIPTION

FIG. 1 is a front view of an eyelash case, showing our new design;
FIG. 2 is a back view thereof;
FIG. 3 is a left side view thereof;
FIG. 4 is a right side view thereof;
FIG. 5 is a top view thereof;
FIG. 6 is a bottom view thereof;
FIG. 7 is front perspective view thereof; and,
FIG. 8 is back perspective view thereof.
In the drawings, the broken lines illustrate portions of the article which form no part of the claimed design.

1 Claim, 8 Drawing Sheets






FIG. 1




FIG. 2

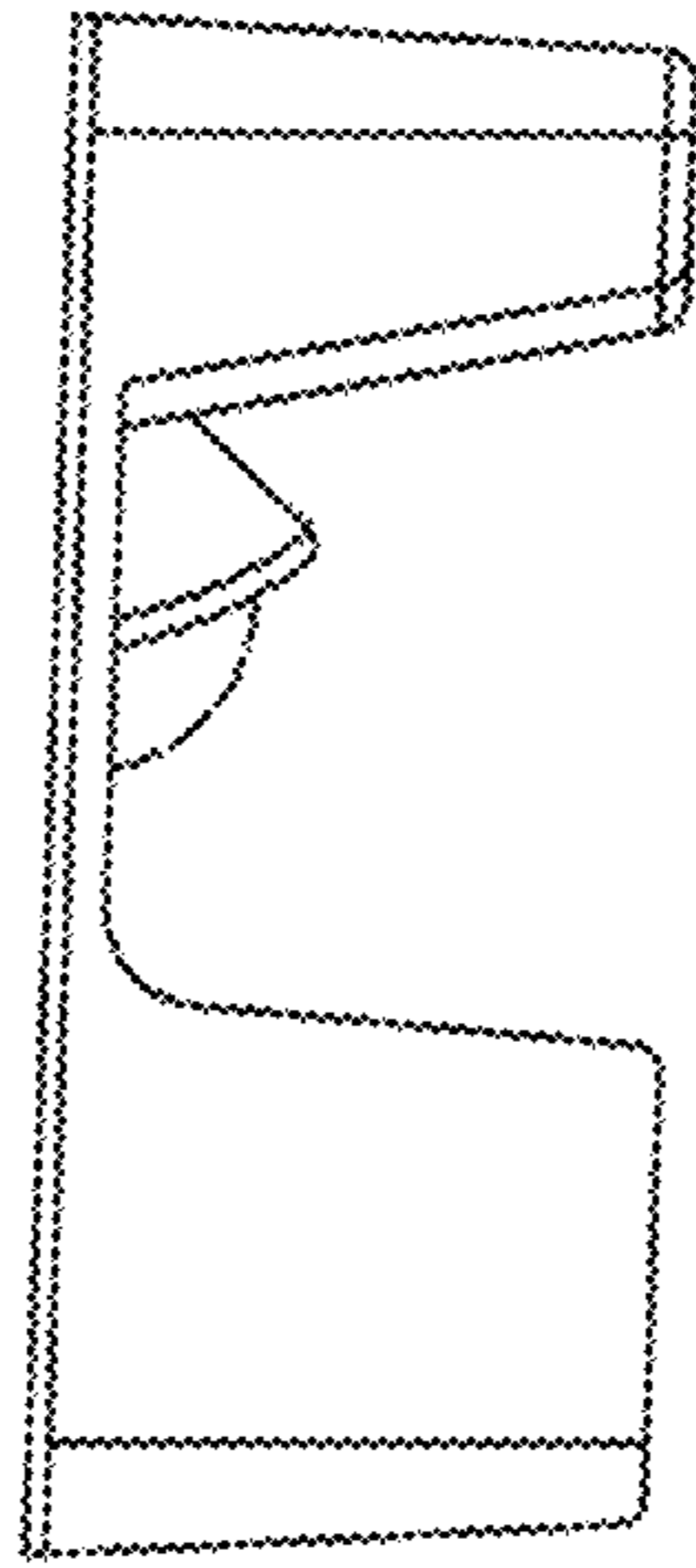


FIG. 3

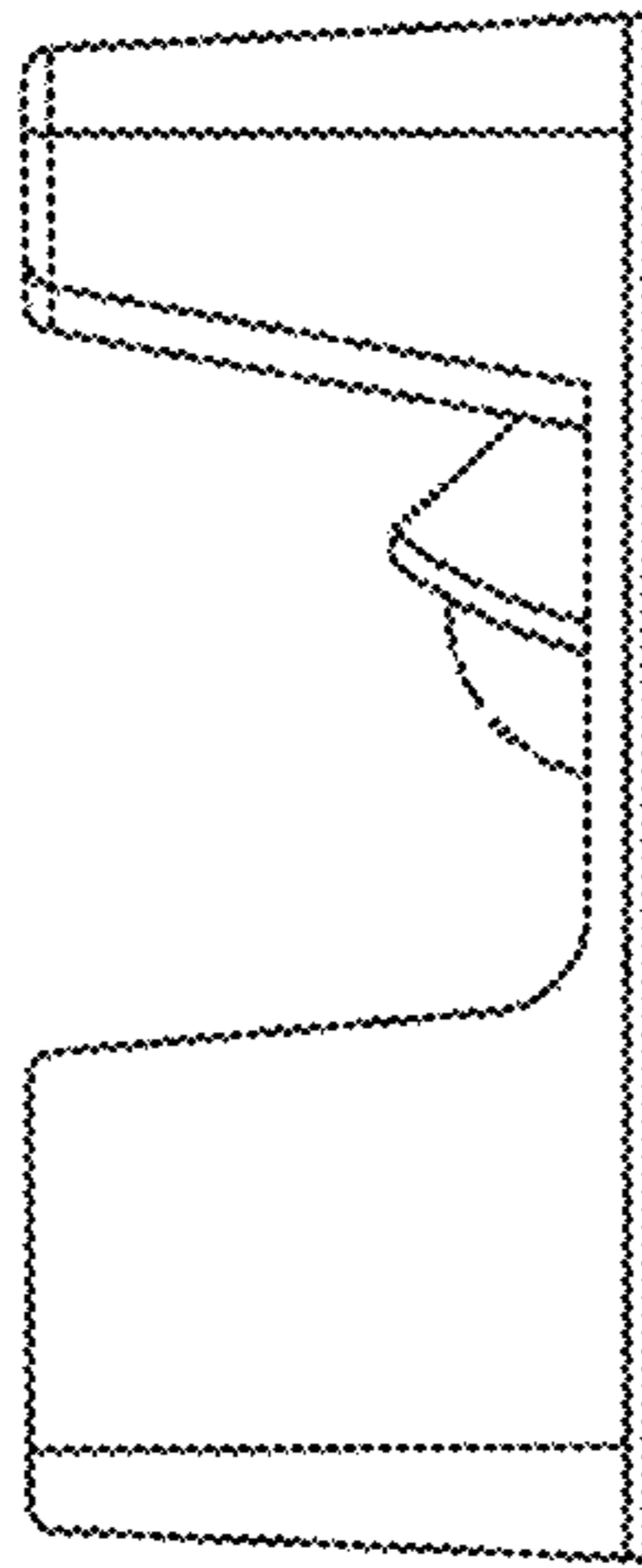


FIG. 4

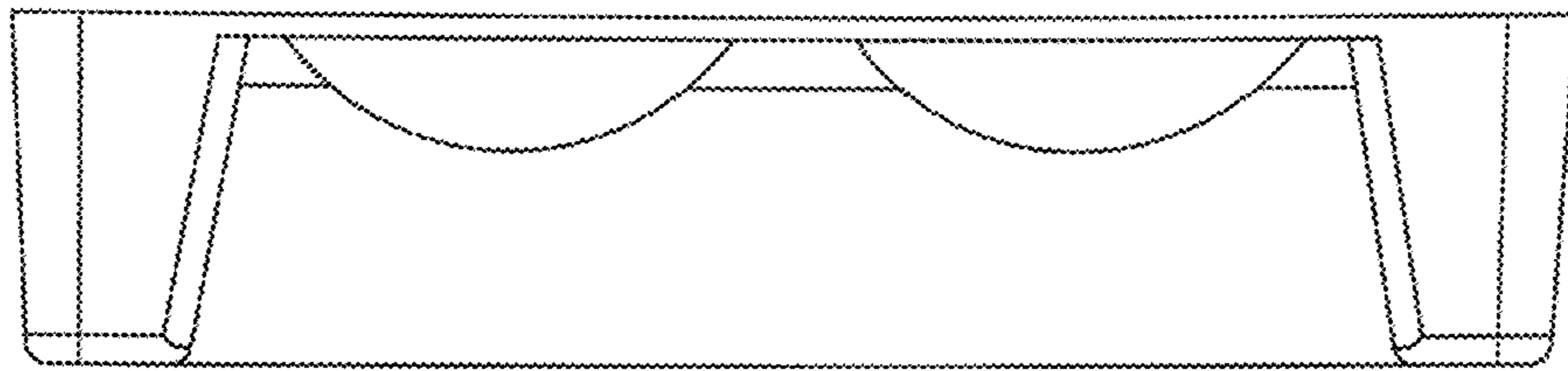


FIG. 5




FIG. 6

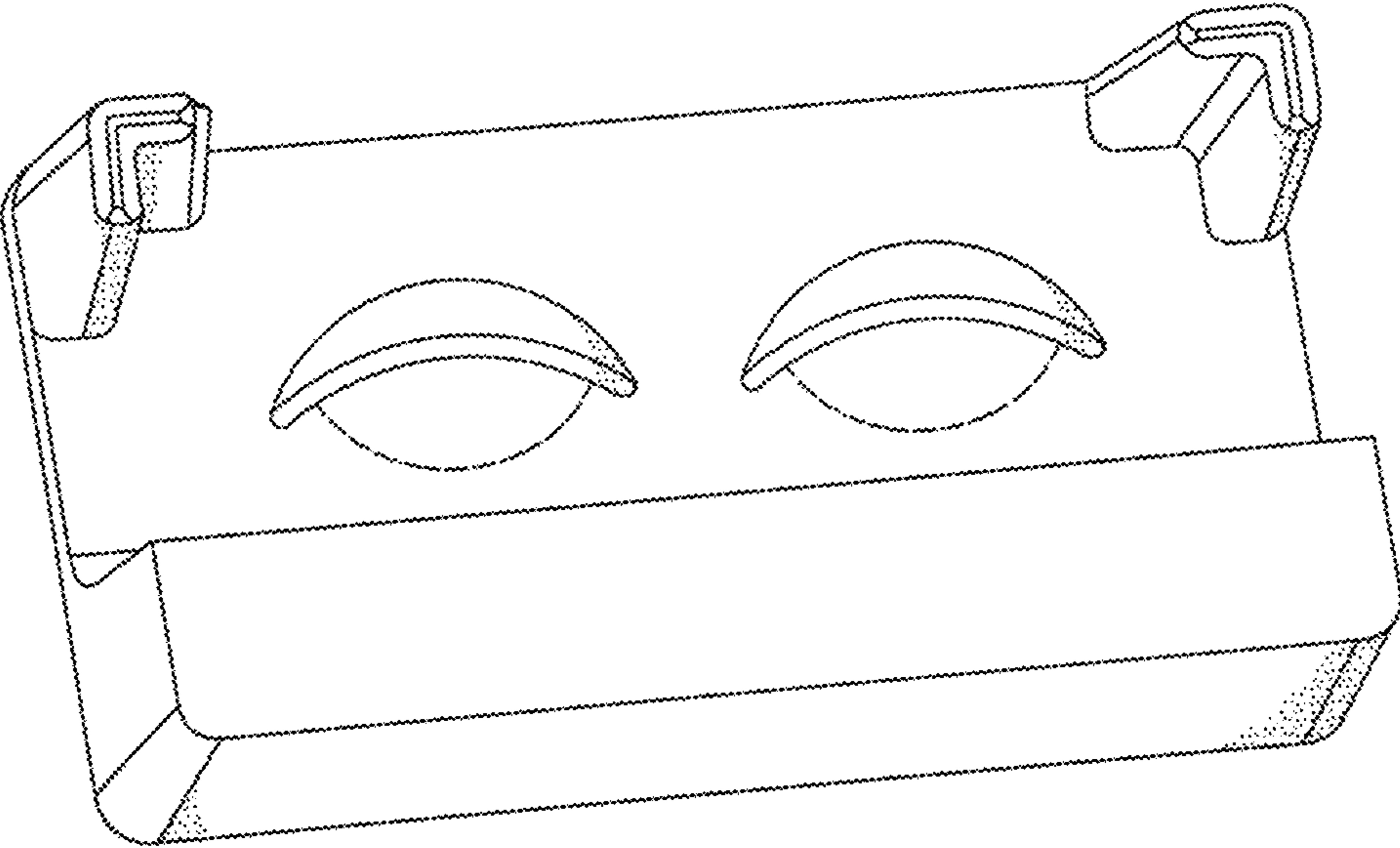


FIG. 7

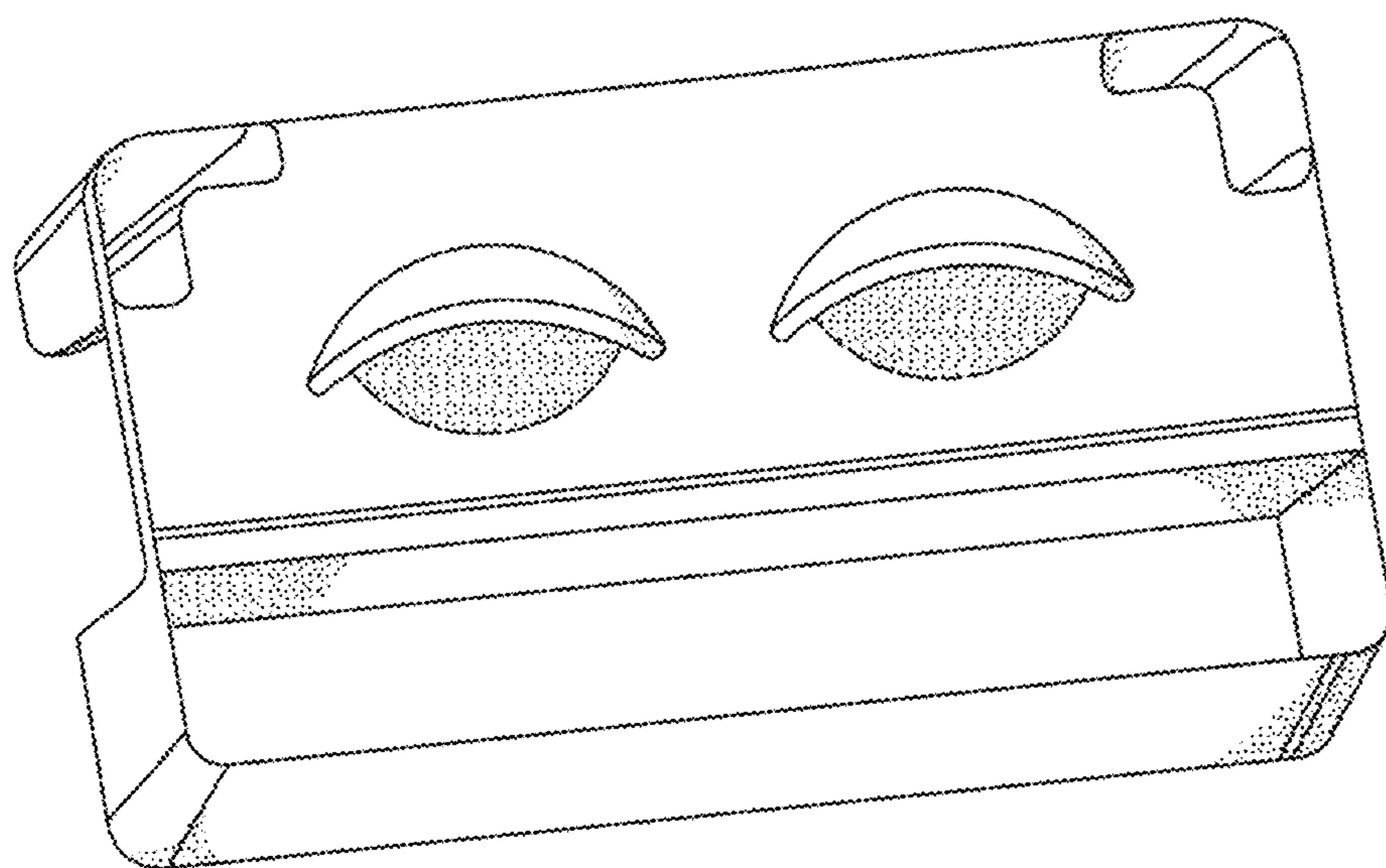


FIG. 8