



US00D936290S

(12) **United States Design Patent** (10) **Patent No.:** **US D936,290 S**
Kudryavtsev (45) **Date of Patent:** **** Nov. 16, 2021**

(54) **NAIL VACUUM CLEANER FOR MANICURE AND PEDICURE**

A47K 3/03; A47K 3/08; A47K 3/284;
B25C 1/008; B25C 1/043; B25C 1/047;
B25C 5/11; B25C 7/00

(71) Applicant: **Max Equipment LLC**, Tambov (RU)

See application file for complete search history.

(72) Inventor: **Maksim Kudryavtsev**, Tambov (RU)

(56) **References Cited**

(**) Term: **15 Years**

U.S. PATENT DOCUMENTS

(21) Appl. No.: **35/509,942**

D75,784 S * 7/1928 Eldridge D28/58
D104,491 S * 5/1937 Boggs D28/58
D113,643 S * 3/1939 Von D28/58
D279,412 S * 6/1985 Fung D28/58
D661,021 S * 5/2012 Chang D28/54.1

(22) Filed: **Mar. 20, 2020**

(Continued)

(80) **Hague Agreement Data**

Int. Filing Date: **Mar. 20, 2020**
Int. Reg. No.: **DM/209436**
Int. Reg. Date: **Mar. 20, 2020**
Int. Reg. Pub. Date: **Jul. 31, 2020**

Primary Examiner — Khawaja Anwar

(51) **LOC (13) Cl.** **28-03**

(57) **CLAIM**

(52) **U.S. Cl.**

The ornamental design for a nail vacuum cleaner for manicure and pedicure, as shown and described.

USPC **D28/58**

DESCRIPTION

(58) **Field of Classification Search**


USPC D28/58
CPC A61L 27/54; A61L 2400/06; A61L 27/48;
A61L 27/56; A61L 2/18; A61L 15/325;
A61L 15/34; A61L 15/42; A61L 15/425;
A61L 15/60; A61L 2300/202; A61L
2300/252; A61L 2300/404; A61L
2300/406; A61L 2300/414; A61L
2300/44; A61L 2300/45; A61L 2300/604;
A61L 2400/10; A61L 2400/12; A61L
2400/18; A61L 2430/02; A61L 2430/38;
A61L 27/16; A61L 27/18; A61L 27/227;
A61L 27/24; A61L 27/26; A61L 27/28;
A61L 27/34; A61L 27/3604; A61L 27/40;
A61L 27/425; A61L 27/446; A61L 27/46;
A61L 27/50; A61L 27/52; A61L 27/58;
A61L 28/0034; A61L 28/0061; A61L
28/0069; A61L 29/08; A61L 29/085;
A61L 29/14; A61L 2/0023; A61L 2/0088;
A61L 2/232; A61L 31/08; A61L 31/10;
A61L 31/14; A47K 3/008; A47K 3/00;

1. Nail vacuum cleaner for manicure and pedicure

- 1.1 : Perspective front left
- 1.2 : Perspective front right
- 1.3 : Front
- 1.4 : Right
- 1.5 : Left

Nail vacuum cleaner for manicure and pedicure, characterized by: implementation of hollow housing from two surface planes inclined to each other, one of which is front and the other is rear; lateral profile planes restrain the surface planes inclined to each other; V-openings on the lateral profile planes; grid on the front side; grid implemented as a fine-meshed surface; grid located in a circle; switch implemented on the right-hand side of the lateral profile plane; flexible cord connected to the housing on the right-hand side of the lateral profile plane; flexible cord equipped with a selector switch and a plug; anti-slip material legs implemented on the bottom of the housing at the corners; dust collector located below the hollow housing.

1 Claim, 5 Drawing Sheets



(56)

References Cited

U.S. PATENT DOCUMENTS


| | | | | | | |
|--------------|----|---|---------|---------|-------|----------------------|
| D841,888 | S | * | 2/2019 | Ouyang | | D28/58 |
| D853,032 | S | * | 7/2019 | Ouyang | | D28/58 |
| D857,992 | S | * | 8/2019 | Kim | | D28/58 |
| D879,378 | S | * | 3/2020 | Liddell | | D28/58 |
| D890,431 | S | * | 7/2020 | Hsieh | | D28/58 |
| D897,044 | S | * | 9/2020 | Yu | | D28/58 |
| 2006/0260628 | A1 | * | 11/2006 | Chan | | A45D 29/00 132/73 |

* cited by examiner


1.1




1.2



1.3



1.4



1.5

