



US00D936287S

(12) **United States Design Patent**  
**Huang et al.**

(10) **Patent No.:** **US D936,287 S**

(45) **Date of Patent:** **\*\* Nov. 16, 2021**

- (54) **RAZOR** 8,151,468 B2 \* 4/2012 Schulz ..... B26B 21/528  
30/50
- (71) Applicant: **Guangzhou Weidi Technology Co., Ltd., Guangdong (CN)** 8,533,961 B2 \* 9/2013 Nicoll ..... B26B 21/44  
30/50
- (72) Inventors: **Jian Huang, Guangdong (CN); Zhijian Huang, Guangdong (CN); Changgui Ye, Guangdong (CN)** 8,931,176 B2 \* 1/2015 Johnson ..... B26B 21/4018  
30/34.2
- (73) Assignee: **Guangzhou Weidi Technology Co., Ltd., Guangdong (CN)** D842,543 S \* 3/2019 Ramm ..... D28/48  
2010/0313425 A1 \* 12/2010 Hawes ..... A45D 26/00  
30/44  
2013/0291390 A1 \* 11/2013 Gajria ..... B26B 21/52  
30/526

- (\*\*) Term: **15 Years**
- (21) Appl. No.: **29/718,981**
- (22) Filed: **Dec. 31, 2019**

- (30) **Foreign Application Priority Data**  
Sep. 24, 2019 (CN) ..... 201930524309.4
- (51) **LOC (13) Cl.** ..... **28-03**
- (52) **U.S. Cl.**  
USPC ..... **D28/46**
- (58) **Field of Classification Search**  
USPC ..... D28/46-48  
CPC ... B26B 21/00; B26B 21/08; B26B 21/14-18;  
B26B 21/185-227; B26B 21/40; B26B  
21/4062-4075; B26B 21/44-48; B26B  
21/30-32; B26B 21/50-528  
See application file for complete search history.

- (56) **References Cited**  
U.S. PATENT DOCUMENTS  
D534,313 S \* 12/2006 Provost ..... D28/46  
D615,705 S \* 5/2010 Ramm ..... D28/47  
7,739,797 B2 \* 6/2010 Rawle ..... B26B 21/4043  
30/34.1  
D631,198 S \* 1/2011 Adams ..... D28/47  
D650,947 S \* 12/2011 Cataudella ..... D28/48  
D655,042 S \* 2/2012 Watson ..... D28/48  
D655,861 S \* 3/2012 Watson ..... D28/47

**OTHER PUBLICATIONS**

Baili Shaver Guangzhou Weidi Technology March EXPO 2021, www.bailishaver.en.alibaba.com, downloaded Jul. 15, 2021, 1 page (Year: 2021).\*

\* cited by examiner

*Primary Examiner* — Jennifer Rivard  
(74) *Attorney, Agent, or Firm* — JCIP Global Inc.

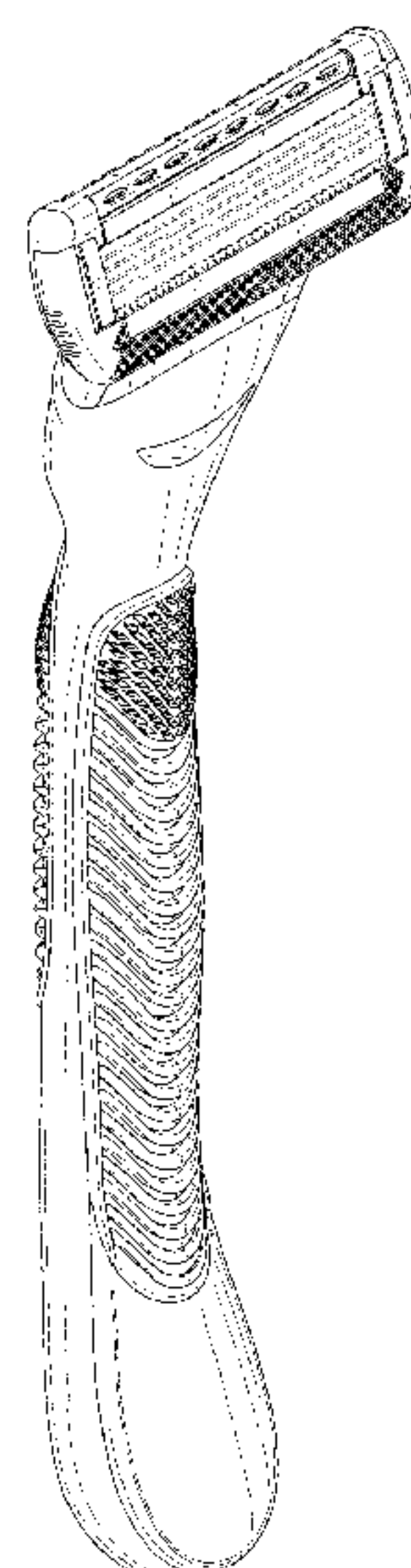
(57) **CLAIM**

The ornamental design for a razor, as shown and described.

**DESCRIPTION**

FIG. 1 is a first perspective view of a razor showing our new design;  
FIG. 2 is a second perspective view thereof;  
FIG. 3 is a third perspective view thereof;  
FIG. 4 is a fourth perspective view thereof;  
FIG. 5 is a front view thereof;  
FIG. 6 is a rear view thereof;  
FIG. 7 is a left side view thereof;  
FIG. 8 is a right side view thereof;  
FIG. 9 is a top view thereof; and,  
FIG. 10 is a bottom view thereof.  
The broken line portions of the razor in drawings represent portions that form no part of the claimed design.

**1 Claim, 7 Drawing Sheets**



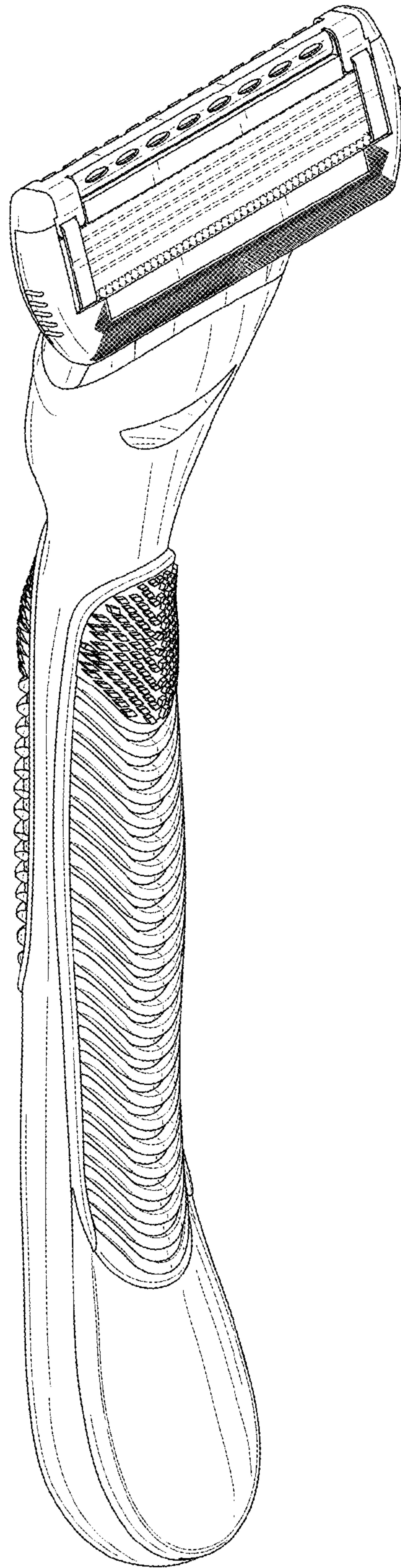


FIG. 1

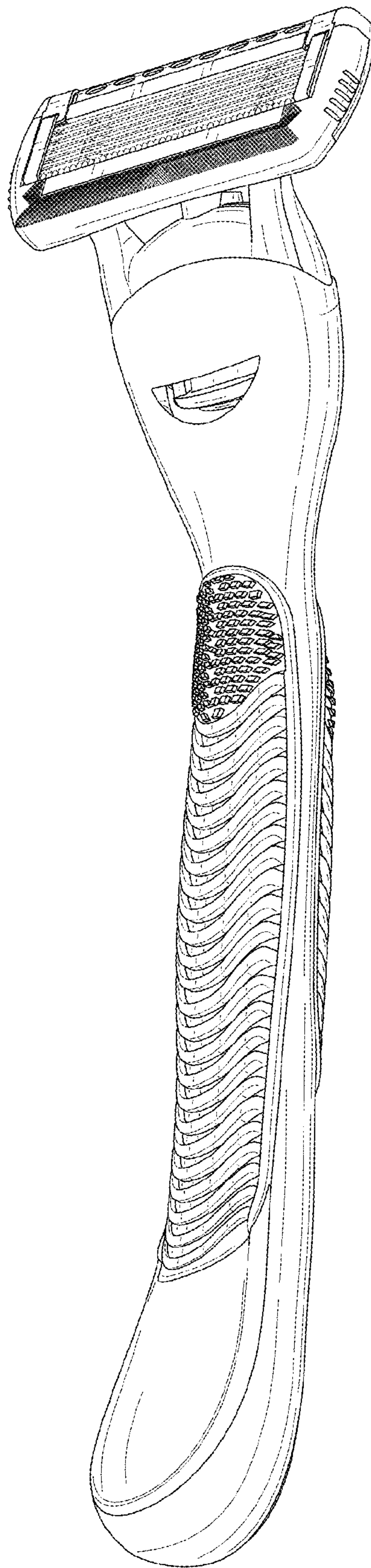


FIG. 2



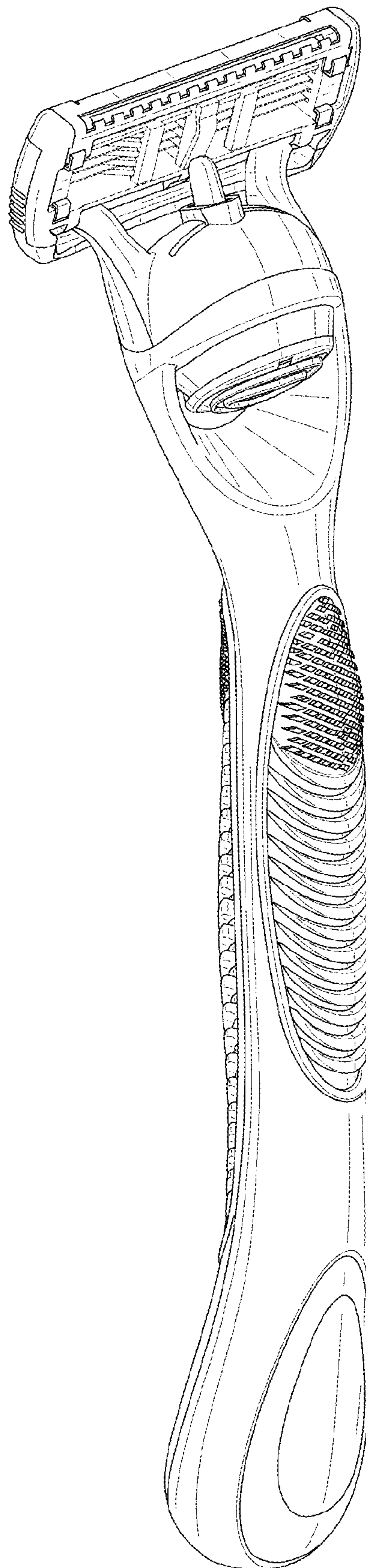


FIG. 3

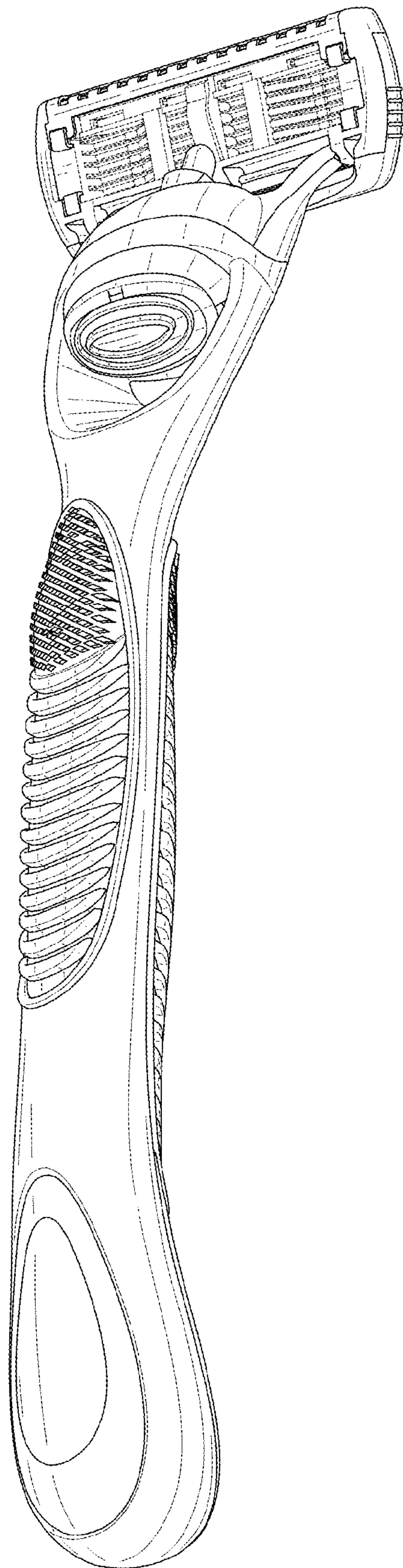


FIG. 4

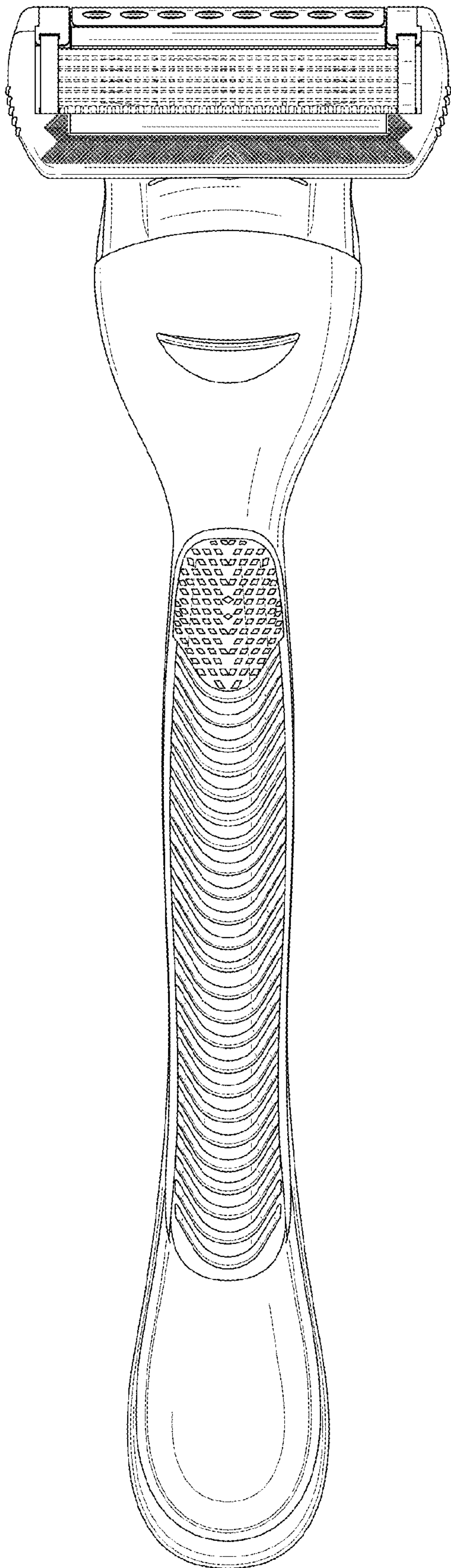


FIG. 5

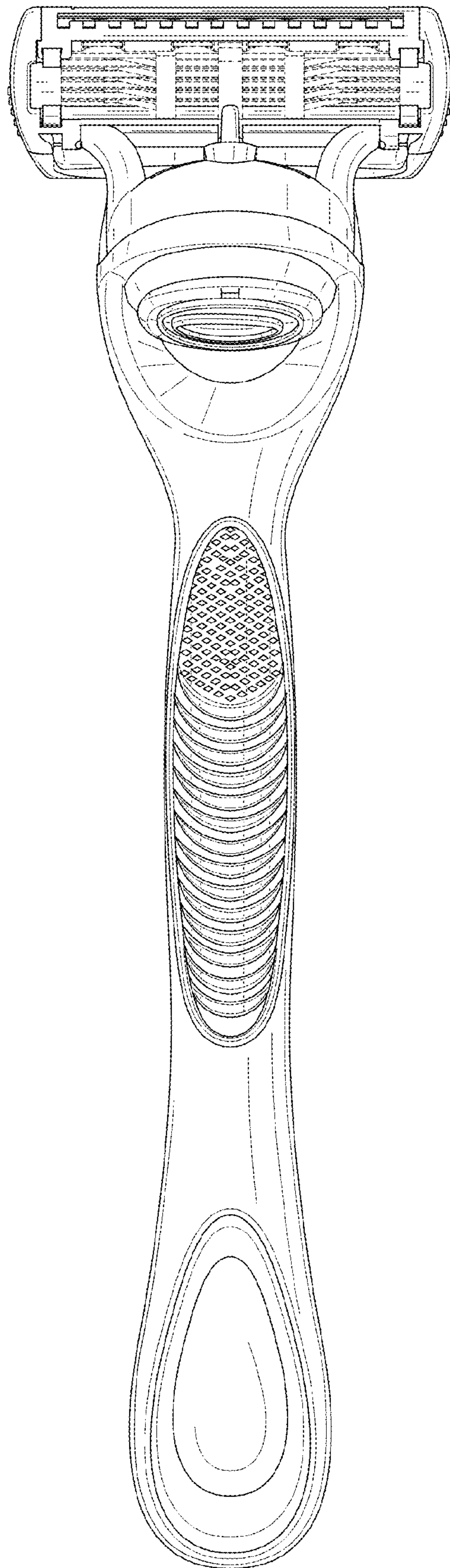


FIG. 6



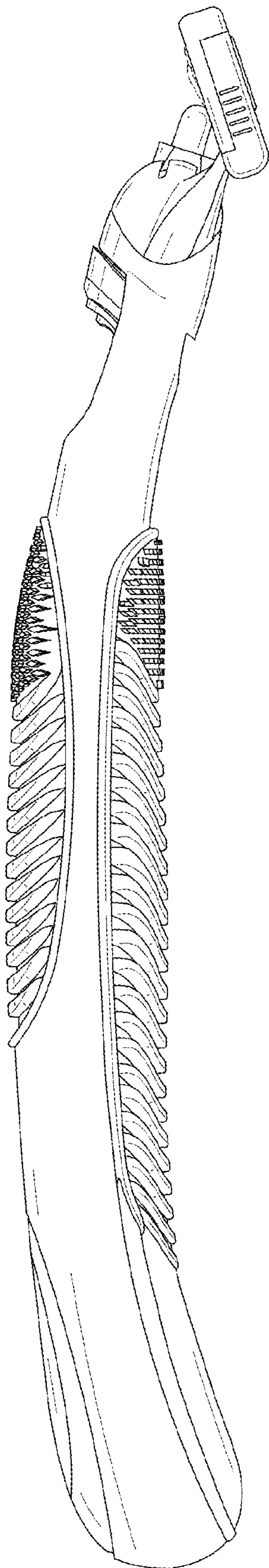


FIG. 7

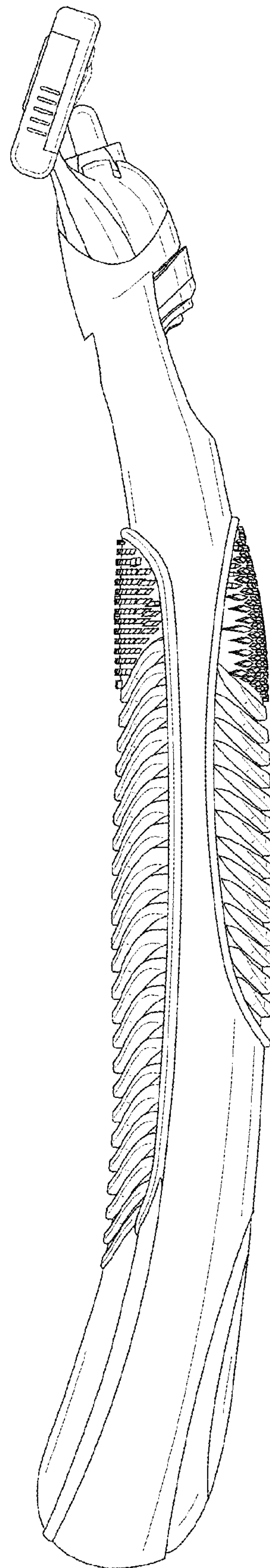


FIG. 8

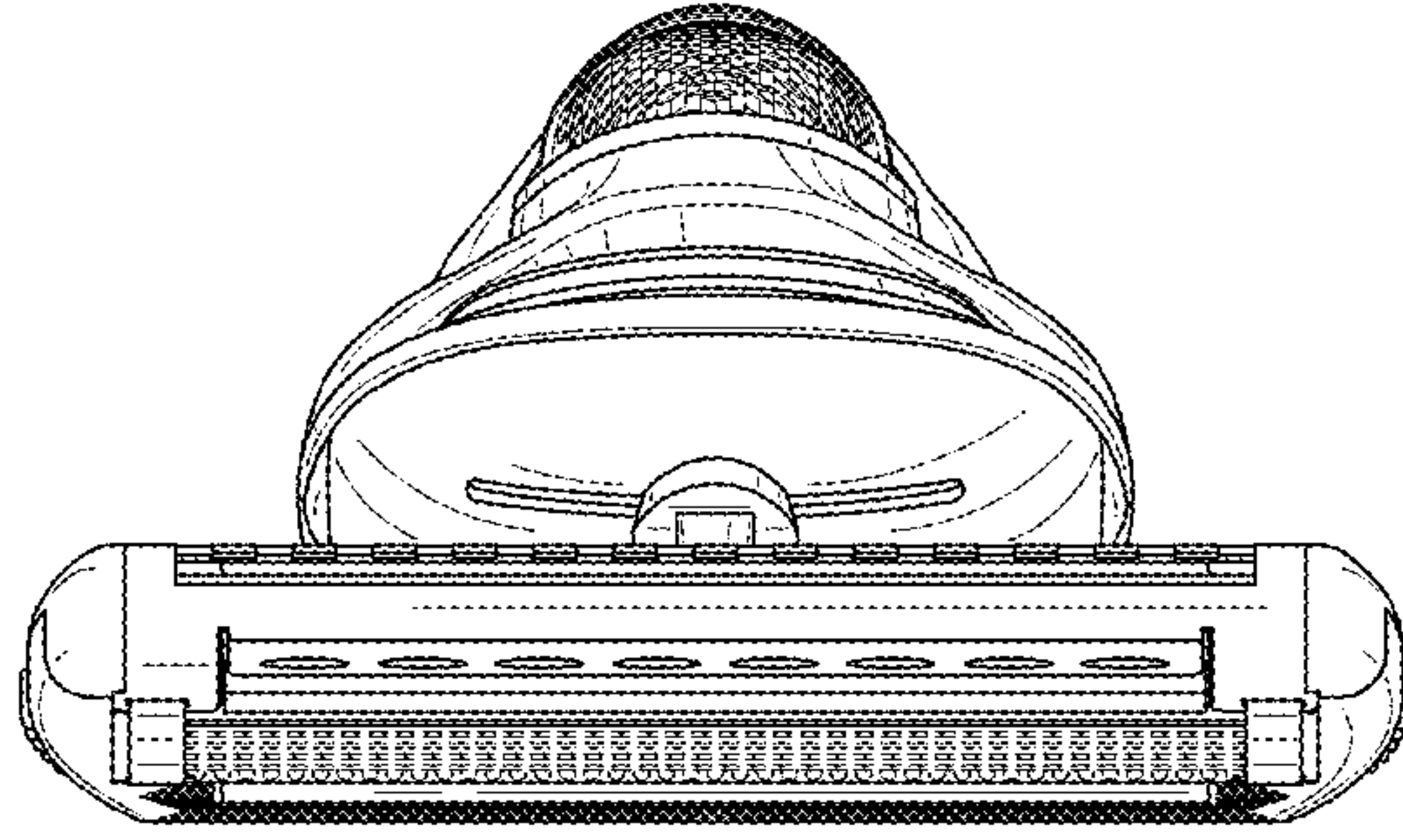


FIG. 9

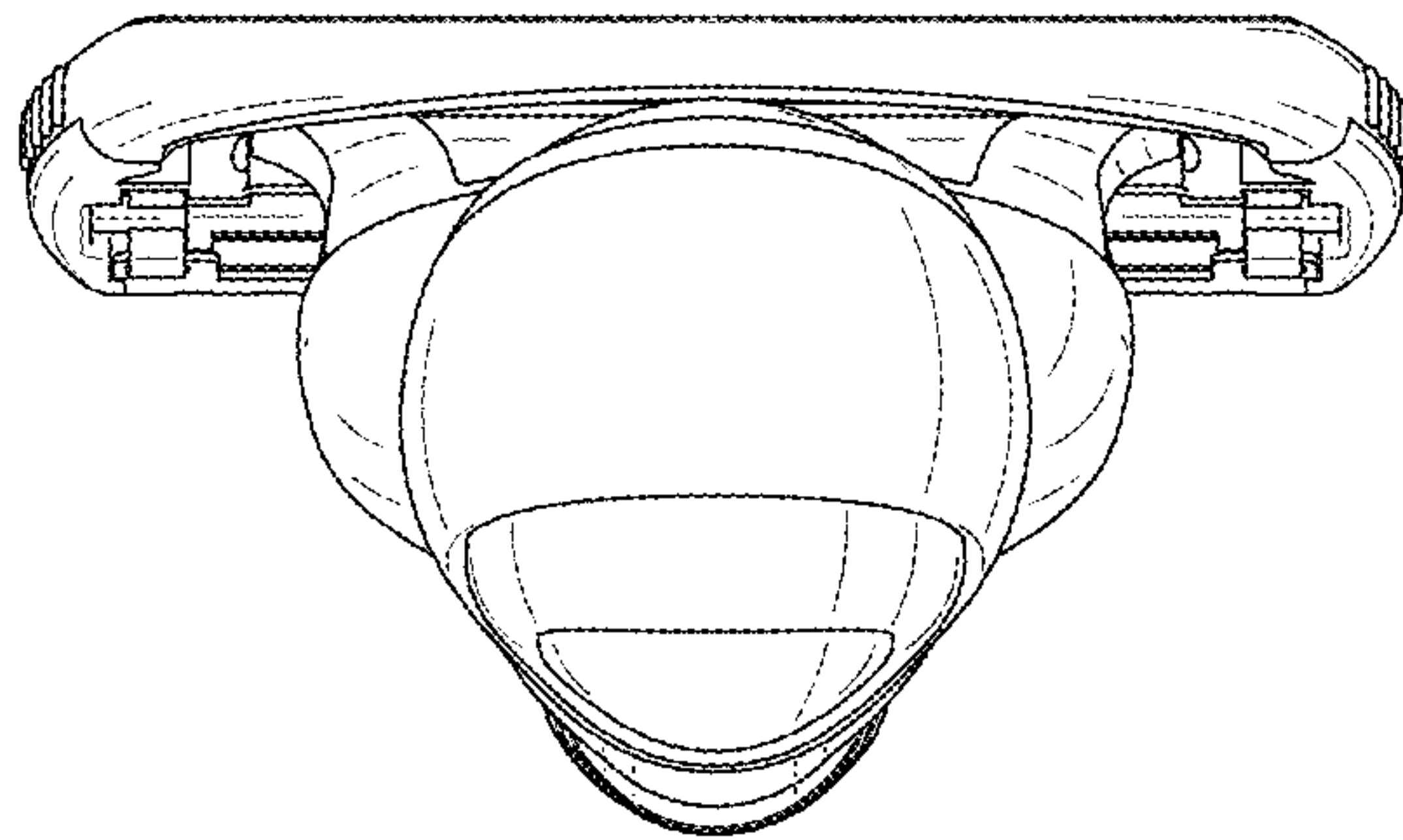


FIG. 10