



US00D936284S

(12) **United States Design Patent** (10) **Patent No.:** **US D936,284 S**
Kim (45) **Date of Patent:** **** Nov. 16, 2021**

(54) **SCALP TREATMENT APPARATUS**

(71) Applicant: **LG ELECTRONICS INC.**, Seoul (KR)

(72) Inventor: **Joo-Gyeom Kim**, Seoul (KR)

(73) Assignee: **LG ELECTRONICS INC.**, Seoul (KR)

(**) Term: **15 Years**

(21) Appl. No.: **29/721,511**

(22) Filed: **Jan. 21, 2020**

(30) **Foreign Application Priority Data**

Jul. 22, 2019 (KR) 30-2019-0034941

(51) **LOC (13) Cl.** **28-03**

(52) **U.S. Cl.**
USPC **D28/24**

(58) **Field of Classification Search**
USPC D4/100-102, 130, 132, 133, 134, 135;
D24/200, 214, 215; D28/10, 24, 25, 28,
D28/29, 30, 32, 33, 34, 63, 99
CPC .. A45D 19/16; A45D 24/30; A45D 2001/045;
A46B 9/023; A46B 2200/102; A46B
2200/104; A61M 35/003

See application file for complete search history.

(56) **References Cited**

U.S. PATENT DOCUMENTS

2,676,347 A * 4/1954 Hershey A46B 13/02
15/22.2
3,968,789 A * 7/1976 Simoncini A46B 13/04
601/95
D339,198 S * 9/1993 Mochida D24/211
D451,244 S * 11/2001 Chen D28/20
D693,932 S * 11/2013 Nichols D24/214
D732,736 S * 6/2015 Hefetz D28/10
D828,571 S * 9/2018 Lee D24/214
D844,996 S * 4/2019 Kymm D4/102

D869,850 S * 12/2019 Luo D4/100
D895,973 S * 9/2020 Ji D4/101
D925,121 S * 7/2021 Kim D28/24
D925,122 S * 7/2021 Kim D28/24
2005/0251242 A1 * 11/2005 Bousfield A61N 5/0617
607/150
2007/0157942 A1 * 7/2007 Adkins A46B 9/023
132/112
2019/0183238 A1 * 6/2019 Coppee A46B 11/0037

OTHER PUBLICATIONS

Anself Electric Massage Brush [online], [site visited Mar. 24, 2021]. Available from internet, URL:<https://www.amazon.com/Anself-Electric-Massage-Growth-Massager/dp/B07KTWMC5L/ref=sr_1_71?dchild=1&keywords=Hair+Scalp+Massager+Comb&qid=1616499318&sr=8-71> (Year: 2019).*

(Continued)

Primary Examiner — George A Bugg

Assistant Examiner — Xavier Marti-Santos

(74) *Attorney, Agent, or Firm* — Birch, Stewart, Kolasch & Birch, LLP

(57) **CLAIM**

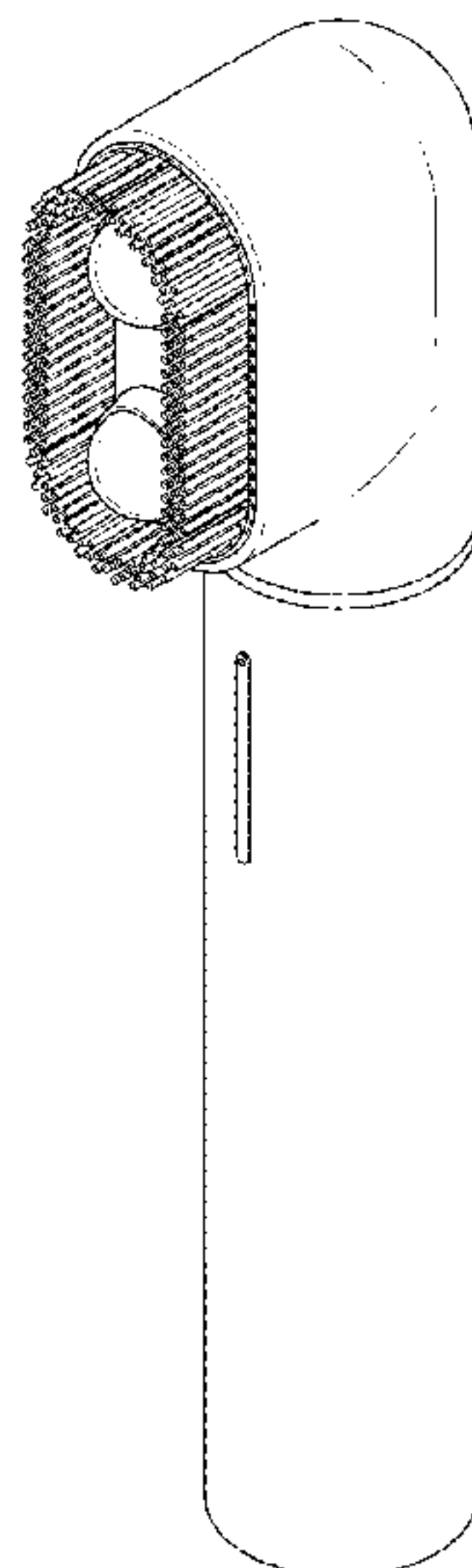
The ornamental design for a scalp treatment apparatus, as shown and described.

DESCRIPTION

FIG. 1 is a front, right side, perspective view of a scalp treatment apparatus showing my new design;
FIG. 2 is a front view thereof;
FIG. 3 is a rear view thereof;
FIG. 4 is a left side view thereof;
FIG. 5 is a right side view thereof;
FIG. 6 is a top view thereof; and,
FIG. 7 is a bottom view.

The broken lines in the figures are for the purpose of illustrating portions of the scalp treatment apparatus, which form no part of the claimed design.

1 Claim, 6 Drawing Sheets



(56)

References Cited

OTHER PUBLICATIONS

Electric Scalp Massager Comb [online], [site visited Mar. 24, 2021]. Available from internet, URL:<<https://www.amazon.com/Electric-Massager-Magical-Changeable-Brushes/dp/B0834NJGG6>> (Year: 2019).*

* cited by examiner

FIG. 1

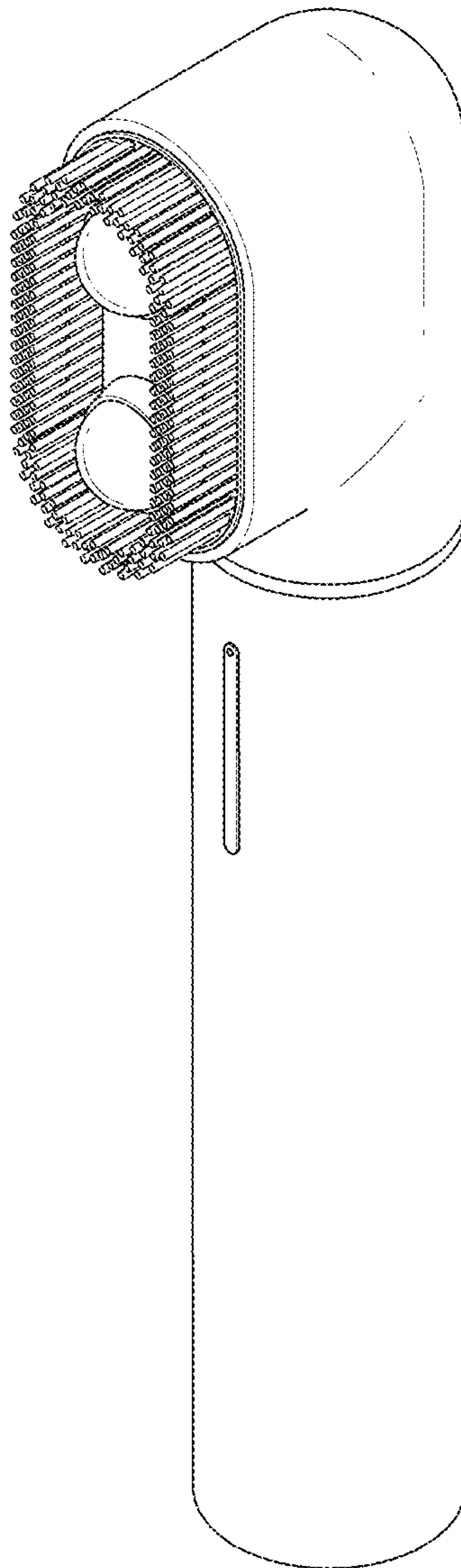


FIG. 2

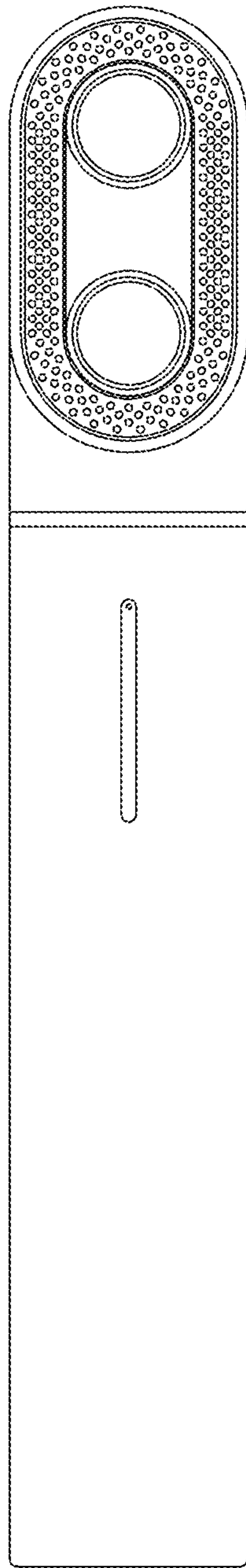


FIG. 3




FIG. 4

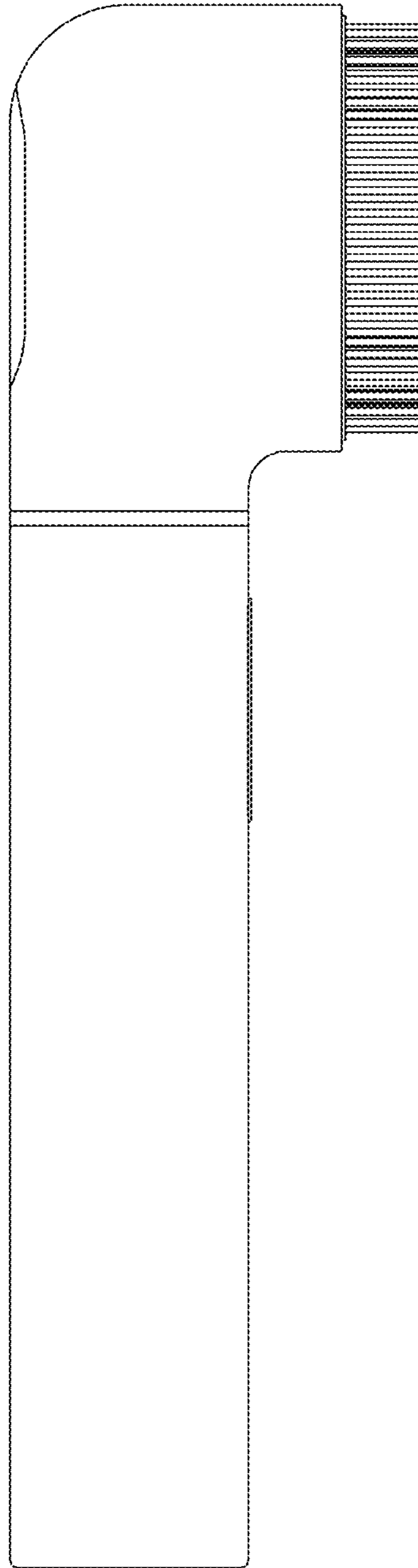


FIG. 5




FIG. 6




FIG. 7

