



US00D936268S

(12) **United States Design Patent** (10) **Patent No.:** **US D936,268 S**
Shalvi (45) **Date of Patent:** **** *Nov. 16, 2021**

(54) **LIGHT AND ULTRAVIOLET TROFFER**

FOREIGN PATENT DOCUMENTS

(71) Applicant: **OLYMPIA LIGHTING, INC.**,
Northvale, NJ (US)

CN 202030495338.5 * 1/2021

(72) Inventor: **Ram Shalvi**, Closter, NJ (US)

OTHER PUBLICATIONS

(73) Assignee: **OLYMPIA LIGHTING, INC.**,
Northvale, NJ (US)

Youtube, "UV24 Overview Video", first available Jul. 28, 2017.
(<https://www.youtube.com/watch?v=5k1zq-r4DdU>) (Year: 2017).*

(*) Notice: This patent is subject to a terminal disclaimer.

(Continued)

(**) Term: **15 Years**

Primary Examiner — Lauren D McVey

Assistant Examiner — Justin A Johnson

(21) Appl. No.: **29/738,608**

(74) *Attorney, Agent, or Firm* — Law Offices of Albert
Wai-Kit Chan, PLLC; Robert D. Katz, Esq.

(22) Filed: **Jun. 18, 2020**

(51) **LOC (13) Cl.** **26-05**

(57) **CLAIM**

(52) **U.S. Cl.**
USPC **D26/76**

The ornamental design for a light and ultraviolet troffer, as shown and described.

(58) **Field of Classification Search**
USPC D26/1, 2, 3, 24, 72, 75, 76, 120
CPC F21L 2/00; F21S 2/00; F21S 8/00; F21S
8/026

DESCRIPTION

See application file for complete search history.

(56) **References Cited**

FIG. 1 is a bottom perspective view of a light and ultraviolet troffer showing my new design;

U.S. PATENT DOCUMENTS

FIG. 2 is a top view of the ornamental design shown in FIG. 1;

D287,888 S * 1/1987 Castor D23/371
D609,385 S * 2/2010 Castelli D26/76
D675,362 S * 1/2013 Apetauer D26/74
D679,848 S * 4/2013 Pickard D26/74
10,337,677 B1 * 7/2019 Sinai G02F 1/133605
D893,010 S * 8/2020 Niemiec F21S 8/043
D23/366
D902,448 S * 11/2020 Murthy D26/24
D908,271 S * 1/2021 Hawthorne D26/120
10,935,191 B2 * 3/2021 Zhang F21S 8/043
D923,231 S * 6/2021 Akiyama D26/74
D927,027 S * 8/2021 Wilcox D26/28
2014/0313775 A1 * 10/2014 Myers G02B 6/0051
362/612
2015/0036387 A1 * 2/2015 Myers F21V 15/01
362/646

FIG. 3 is a bottom view of the ornamental design in FIG. 1;

FIG. 4 is a front view of the ornamental design shown in FIG. 1;

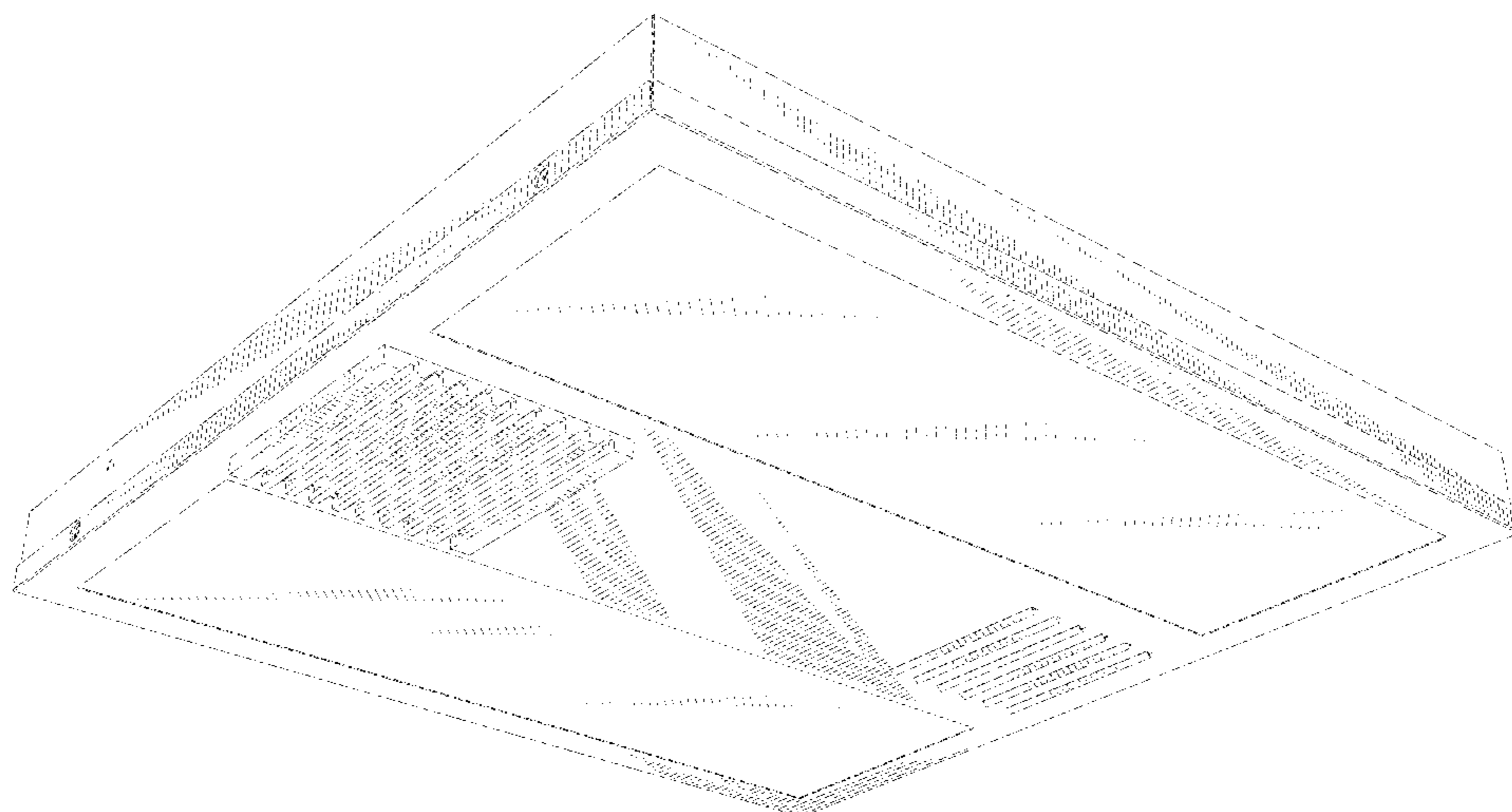
FIG. 5 is a rear view of the ornamental design shown in FIG. 1;

FIG. 6 is a side view of right side of the ornamental design shown in FIG. 1; and,

FIG. 7 is a side view of the left side of the ornamental design shown in FIG. 1.

The dashed lines illustrate the environment and do not form a part of the ornamental design disclosed and claimed herein.

1 Claim, 5 Drawing Sheets



(56)

References Cited

OTHER PUBLICATIONS

Instagram, "xtralight", first available Dec. 2, 2020. (<https://www.instagram.com/p/CITcH5aL7Qe/>) (Year: 2020).*

Youtube, "Sterilize Solutions 2x2 LED UVC Panel Light Air Filtration Test", first available Aug. 4, 2020. (<https://www.youtube.com/watch?v=VYhftZJhj0E&t=4s>) (Year: 2020).*

Youtube, "UV T BAR 2x2FT Troffer How it Works", first available Aug. 17, 2020. (<https://www.youtube.com/watch?v=8aP-6TBxnVg>) (Year: 2020).*

* cited by examiner

FIG. 1

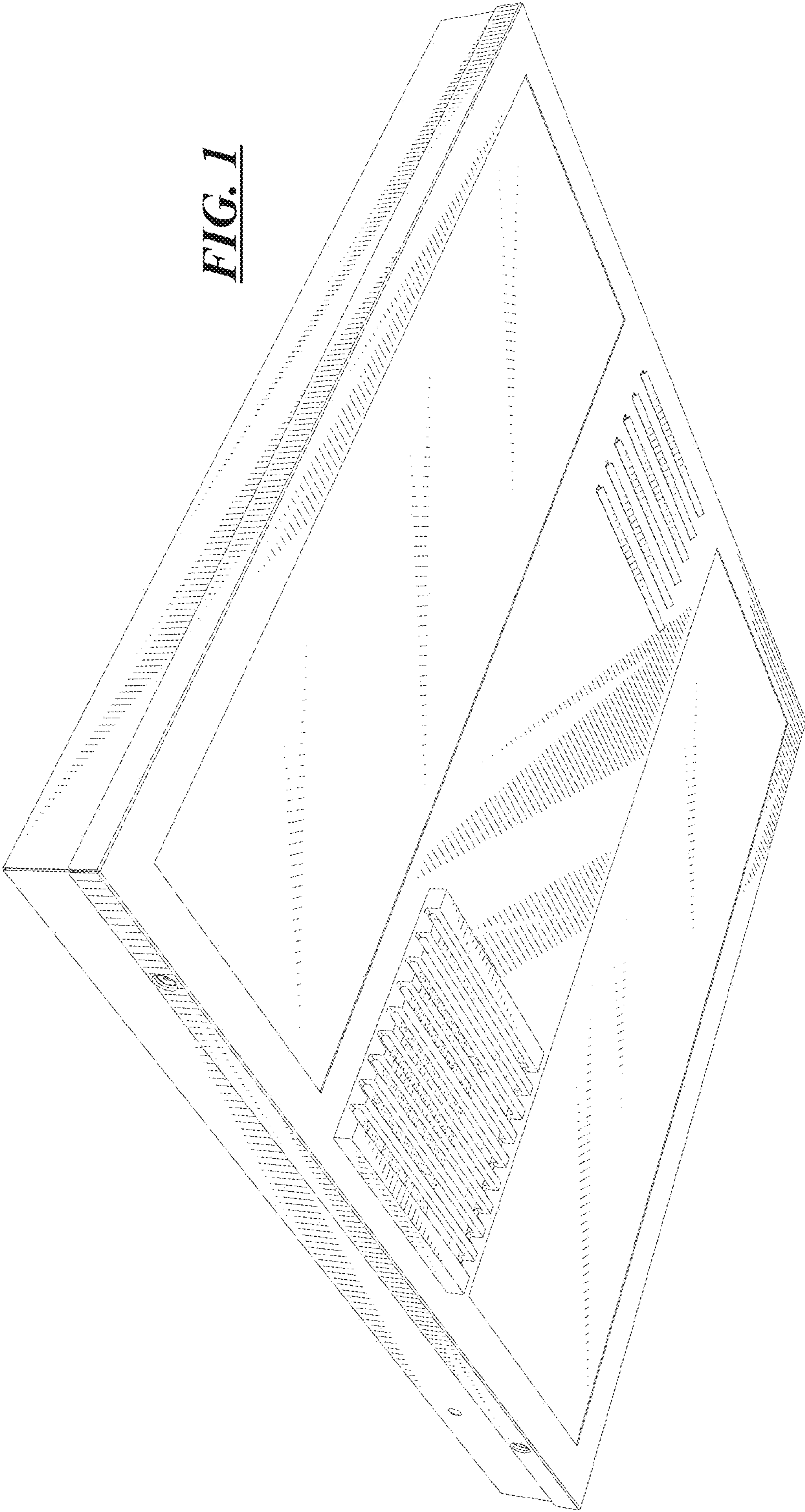


FIG. 2




FIG. 4




FIG. 5




FIG. 6




FIG. 7

