



US00D936249S

(12) **United States Design Patent**  
**Kilian et al.**

(10) **Patent No.:** **US D936,249 S**  
(45) **Date of Patent:** **\*\* Nov. 16, 2021**

(54) **ARCHITECTURAL FIXTURE**  
(71) Applicant: **ARKTURA LLC**, Gardena, CA (US)  
(72) Inventors: **Robert Kilian**, Venice, CA (US); **Chris Kabatsi**, Venice, CA (US); **Kevin Kane**, Los Angeles, CA (US); **Moti Tavassoli**, Los Angeles, CA (US); **John Johnston**, Beaumont, CA (US)

4,625,470 A 12/1986 Heritage  
D374,727 S \* 10/1996 Emanuele ..... D25/152  
D685,114 S \* 6/2013 Damen ..... D25/153  
9,038,344 B2 \* 5/2015 Mayer ..... E04B 9/245  
52/506.05  
9,045,931 B2 6/2015 Damen et al.  
D767,816 S 9/2016 Kilian et al.  
D777,349 S 1/2017 Kilian et al.  
D777,943 S 1/2017 Kilian et al.  
D777,944 S 1/2017 Kilian et al.

(Continued)

(73) Assignee: **ARKTURA LLC**, Gardena, CA (US)

**FOREIGN PATENT DOCUMENTS**

(\*\*) Term: **15 Years**

EP 0210385 A2 4/1987  
WO 2019183250 A1 9/2019

(21) Appl. No.: **29/736,968**

*Primary Examiner* — Doris Clark

(22) Filed: **Jun. 4, 2020**

(74) *Attorney, Agent, or Firm* — The Belles Group PC

(51) **LOC (13) Cl.** ..... **25-01**

(57) **CLAIM**

(52) **U.S. Cl.**  
USPC ..... **D25/153**

The ornamental design for an architectural fixture, as shown and described.

(58) **Field of Classification Search**  
USPC ..... D25/152, 153, 156, 157, 58, 100  
CPC ..... E04C 2/38; E04C 2/00; E04C 2/30; E04C 2002/3477; E04C 2/324; E04C 2002/004; E04C 2002/005; E04C 2/42; E04C 2/422; E04B 2/72; E04B 2/74; E04B 2/7405; E04B 2103/00; E04B 1/3205; E04B 1/32; E04B 1/3211; E04B 1/342; E04B 2001/3223; E04B 2009/026; E04B 9/225; E04B 9/0464; E04B 9/18; E04B 9/00; E04B 9/36; E04B 9/363; E04B 9/366; E04B 9/345; E04B 9/34; E04B 9/0457; E04B 9/0414; E04B 9/0407

**DESCRIPTION**

See application file for complete search history.

FIG. 1 is a top, front, left perspective view of an architectural fixture showing our new design;  
FIG. 2 is a front elevation view of the architectural fixture of FIG. 1;  
FIG. 3 is a rear elevation view of the architectural fixture of FIG. 1;  
FIG. 4 is a left side elevation view of the architectural fixture of FIG. 1;  
FIG. 5 is a right side elevation view of the architectural fixture of FIG. 1;  
FIG. 6 is a top plan view of the architectural fixture of FIG. 1; and,  
FIG. 7 is a bottom plan view of the architectural fixture of FIG. 1.

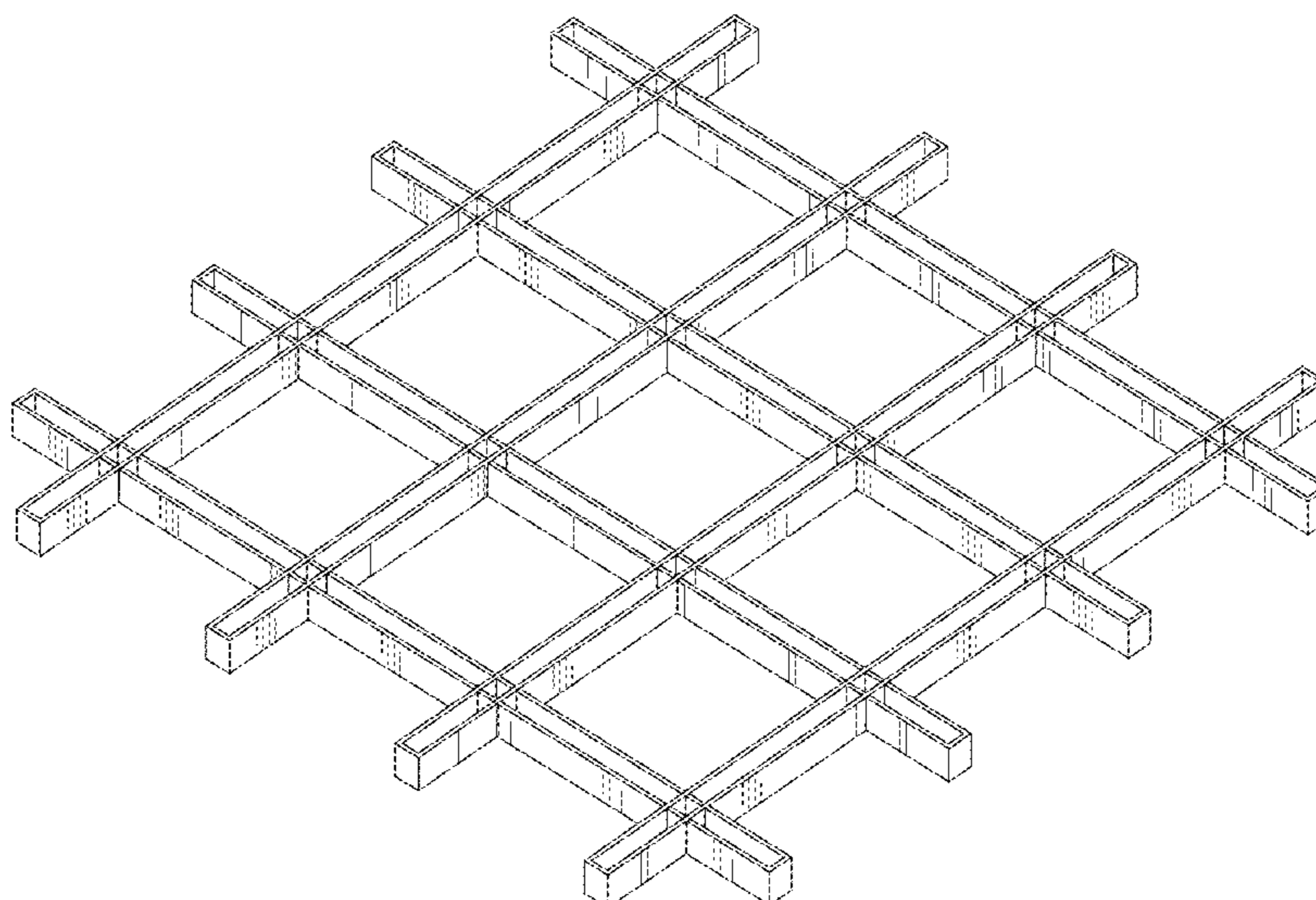
(56) **References Cited**

**U.S. PATENT DOCUMENTS**

2,689,026 A 9/1954 Zingone  
D181,606 S \* 12/1957 Reid ..... D25/152  
4,034,534 A 7/1977 Taylor  
D269,707 S \* 7/1983 Thual ..... D25/142

The claimed architectural fixture is used for architectural systems, acoustical systems, ceiling panels, walls panels, and other exterior and/or interior panel systems.

**1 Claim, 5 Drawing Sheets**



(56)

**References Cited**

U.S. PATENT DOCUMENTS

D777,945 S \* 1/2017 Kilian ..... D25/58  
D777,946 S \* 1/2017 Kilian ..... D25/58  
10,808,402 B2 \* 10/2020 Adams ..... E04B 9/345  
10,844,599 B2 \* 11/2020 Rimmer ..... E04B 9/225  
2020/0109560 A1 4/2020 Headley et al.

\* cited by examiner

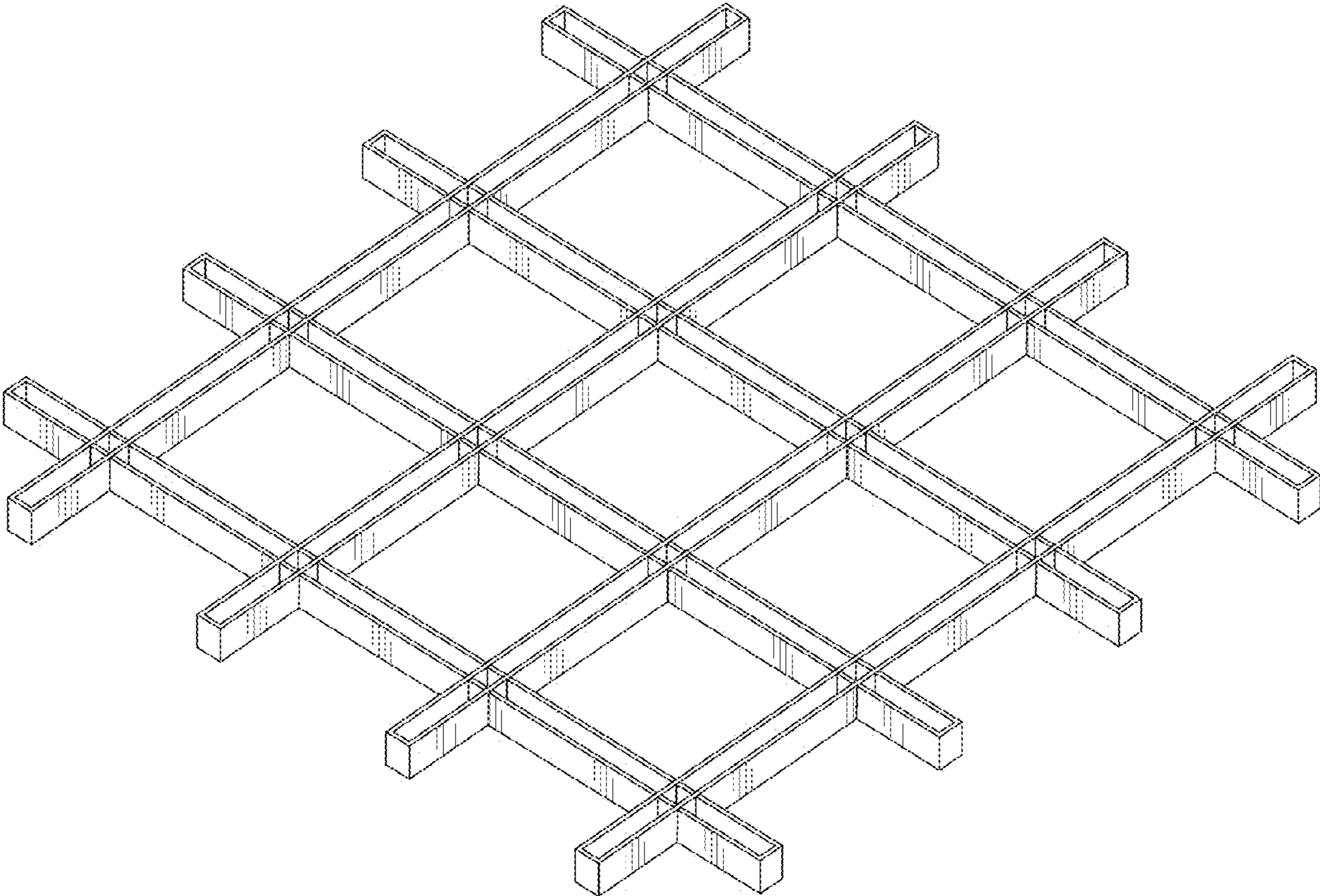


FIG. 1



FIG. 2



FIG. 3

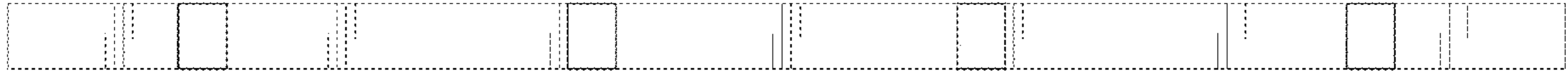


FIG. 4

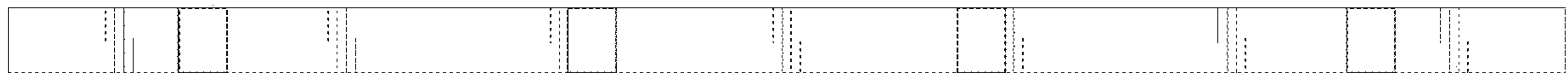


FIG. 5

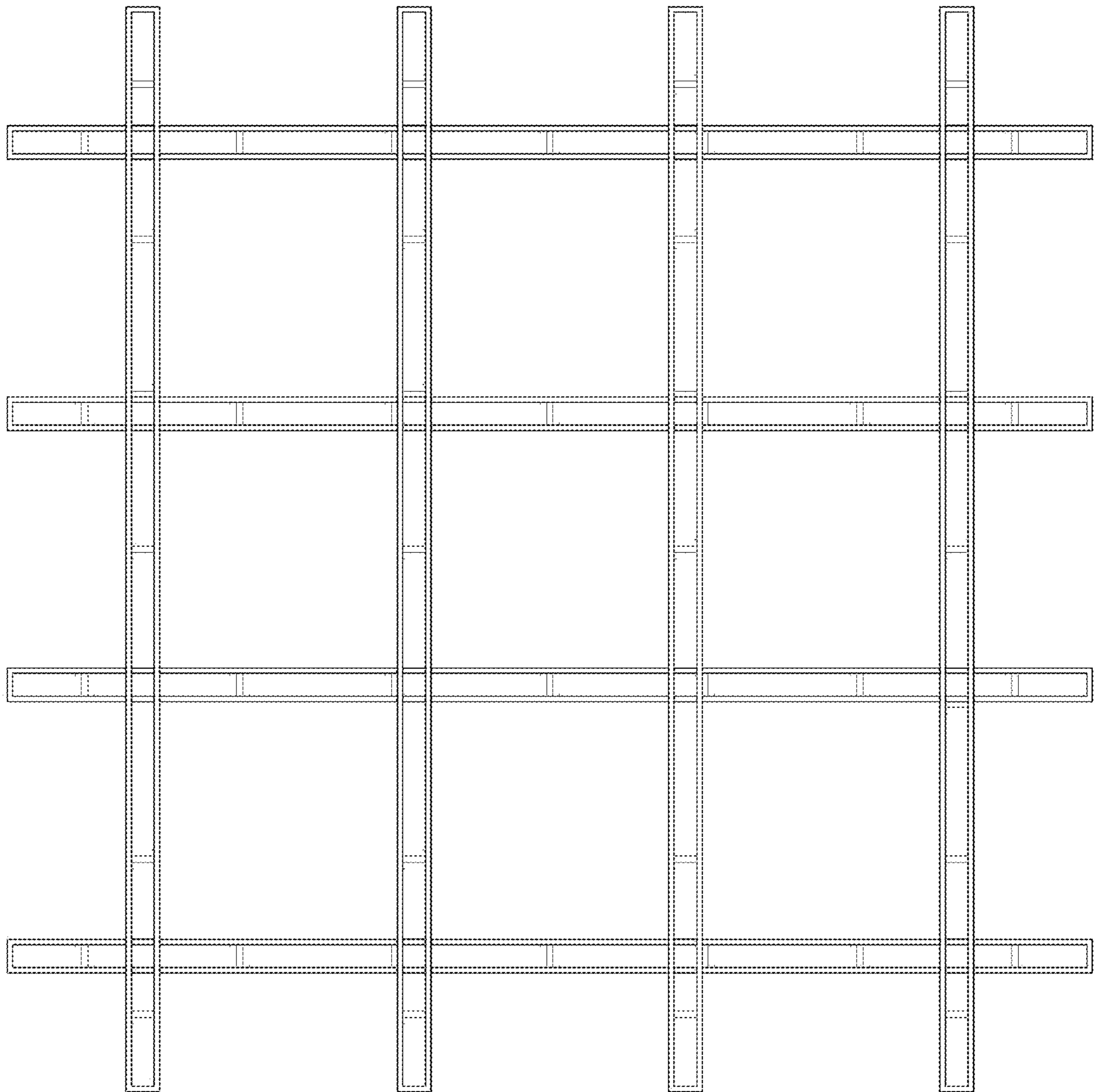


FIG. 6




FIG. 7