



US00D936236S

(12) **United States Design Patent** (10) **Patent No.:** **US D936,236 S**
Chevalier et al. (45) **Date of Patent:** **** Nov. 16, 2021**

(54) **CHROMATOGRAPH**
(71) Applicant: **NOVASEP PROCESS**, Pompey (FR)
(72) Inventors: **Jerome Chevalier**, Pournoy-la-grasse (FR); **Stephane Neveu**, Strasbourg (FR); **Yan Schnell**, Strasbourg (FR)
(73) Assignee: **NOVASEP PROCESS**, Pompey (FR)
(**) Term: **15 Years**
(21) Appl. No.: **29/648,894**
(22) Filed: **May 24, 2018**

D634,659 S * 3/2011 Kadota D10/81
D646,189 S * 10/2011 Dinter D10/81
D690,612 S * 10/2013 Lam D10/81
D750,989 S * 3/2016 Shimizu D10/81
D802,156 S * 11/2017 Barton D24/216
D822,848 S * 7/2018 Lemke D24/232
2008/0290016 A1 * 11/2008 Bailey B01D 15/22
210/198.2

(Continued)

(30) **Foreign Application Priority Data**
Dec. 28, 2017 (EM) 004565992-0001
(51) **LOC (13) Cl.** **24-01**
(52) **U.S. Cl.**
USPC **D24/216**
(58) **Field of Classification Search**
USPC D24/216, 219, 223, 224, 227, 229, 230,
D24/231, 232, 233, 234, 107, 186, 217,
D24/220, 225, 226; D10/81, 97; D6/72,
D6/675, 675.5, 663
CPC G01N 2035/00306; G01N 2035/00326;
G01N 2035/00336; G01N 33/53; G01N
33/5302; G01N 33/569; B01L 7/52
See application file for complete search history.

(56) **References Cited**
U.S. PATENT DOCUMENTS

D264,504 S * 5/1982 Weber 422/44
D271,570 S * 11/1983 Cain D10/83
D354,013 S * 1/1995 Ninomiya D10/81
D546,217 S * 7/2007 Bailey D10/81
7,534,346 B2 * 5/2009 Dunkley B01D 15/22
210/198.2
D601,912 S * 10/2009 Gebauer D10/81

OTHER PUBLICATIONS

Hipersep Pilot®, a new concept in the HPLC world, posted at youtube.com, posted Nov. 29, 2017, online, URL:https://www.youtube.com/watch?v=fztqlhKSfts (Year: 2017).*

(Continued)

Primary Examiner — Lilyana Bekic
Assistant Examiner — Mary Shannon Malley
(74) *Attorney, Agent, or Firm* — Notaro, Michalos & Zaccaria P.C.

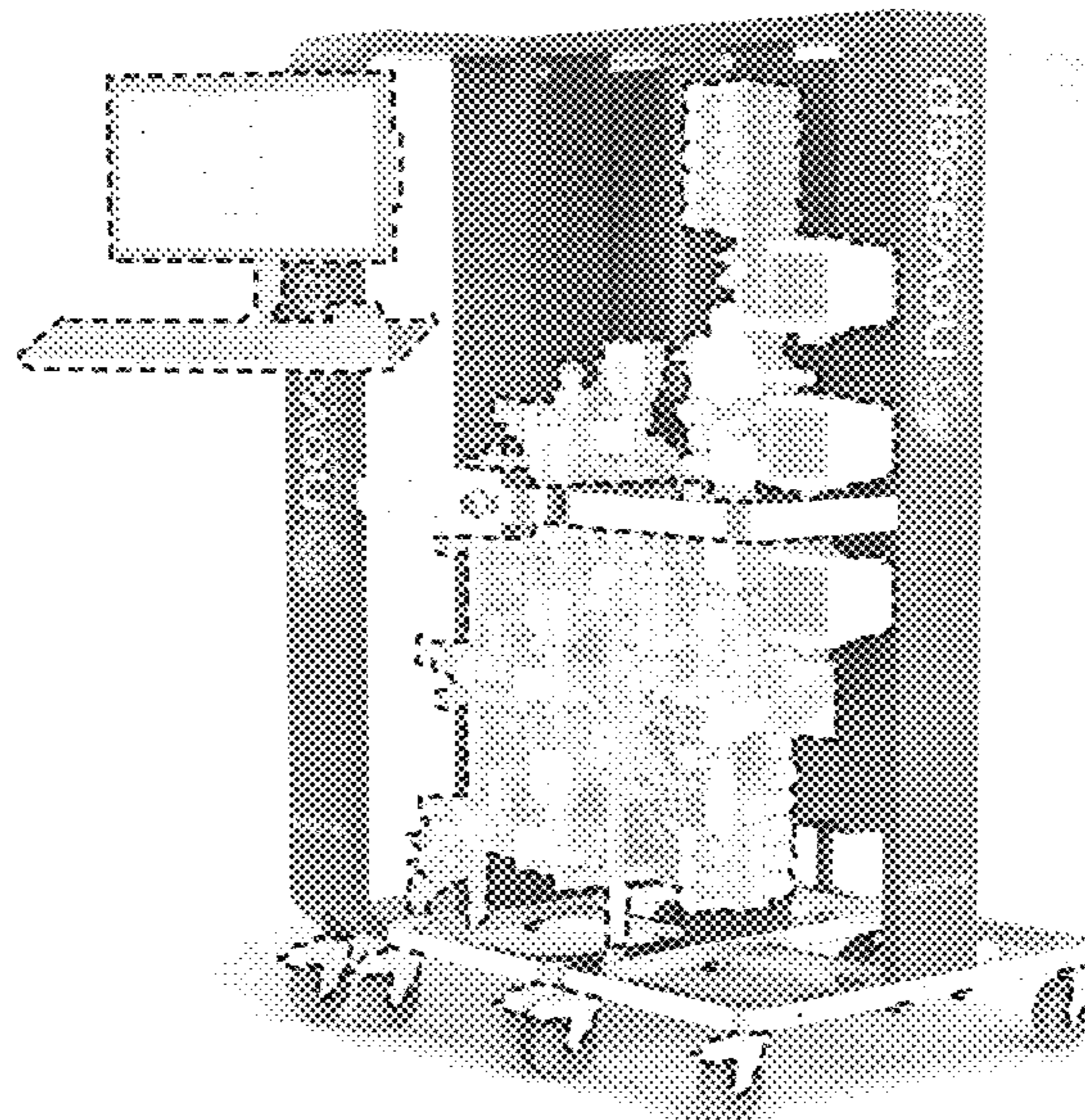
(57) **CLAIM**

The ornamental design for a chromatograph, as shown and described.

DESCRIPTION

FIG. 1 is a front left perspective view of a chromatograph shown with the third and fourth modules removed in order to show structure that is hidden from view when all of the modules are attached;
FIG. 2 is a right view thereof with four modules;
FIG. 3 is a rear view thereof;
FIG. 4 is a top view thereof;
FIG. 5 is a left view thereof; and,
FIG. 6 is a front view thereof.
The dash-dash broken lines in the figures and the lower opacity areas within the dash-dash lines show portions of the chromatograph that form no part of the claimed design.

1 Claim, 6 Drawing Sheets



(56)

References Cited

U.S. PATENT DOCUMENTS

2017/0008651 A1* 1/2017 Lizari Illarramendi .. B65B 3/04
2019/0137531 A1* 5/2019 Zhu G01N 35/04

OTHER PUBLICATIONS

BioSC™ Pilot, the winning combination for your biologics purification, posted at youtube.com, posted Jun. 11, 2018, online, URL:<https://www.youtube.com/watch?v=cApl31c1dbs> (Year: 2018).*

Achieve Integrated and Scalable Continuous Chromatography, posted at downstreamcolumn.com, posted Aug. 17, 2017, online, URL:<https://downstreamcolumn.com/cool-tools/achieve-integrated-scalable-continuous-chromatography/>(Year: 2017).*

Cadence™ BioSMB Process 80 System and Cadence BioSMB Process 350 System, posted at products.pall.cn, no posting date, online, URL:https://products.pall.cn/cn/en_US/Biopharmaceuticals/Continuous-Processing/BP0302/cadence-biosmb-process-80-system-and-cadence-biosmb-process-350-system-zidiqdr519 (Year: 2019).*

* cited by examiner

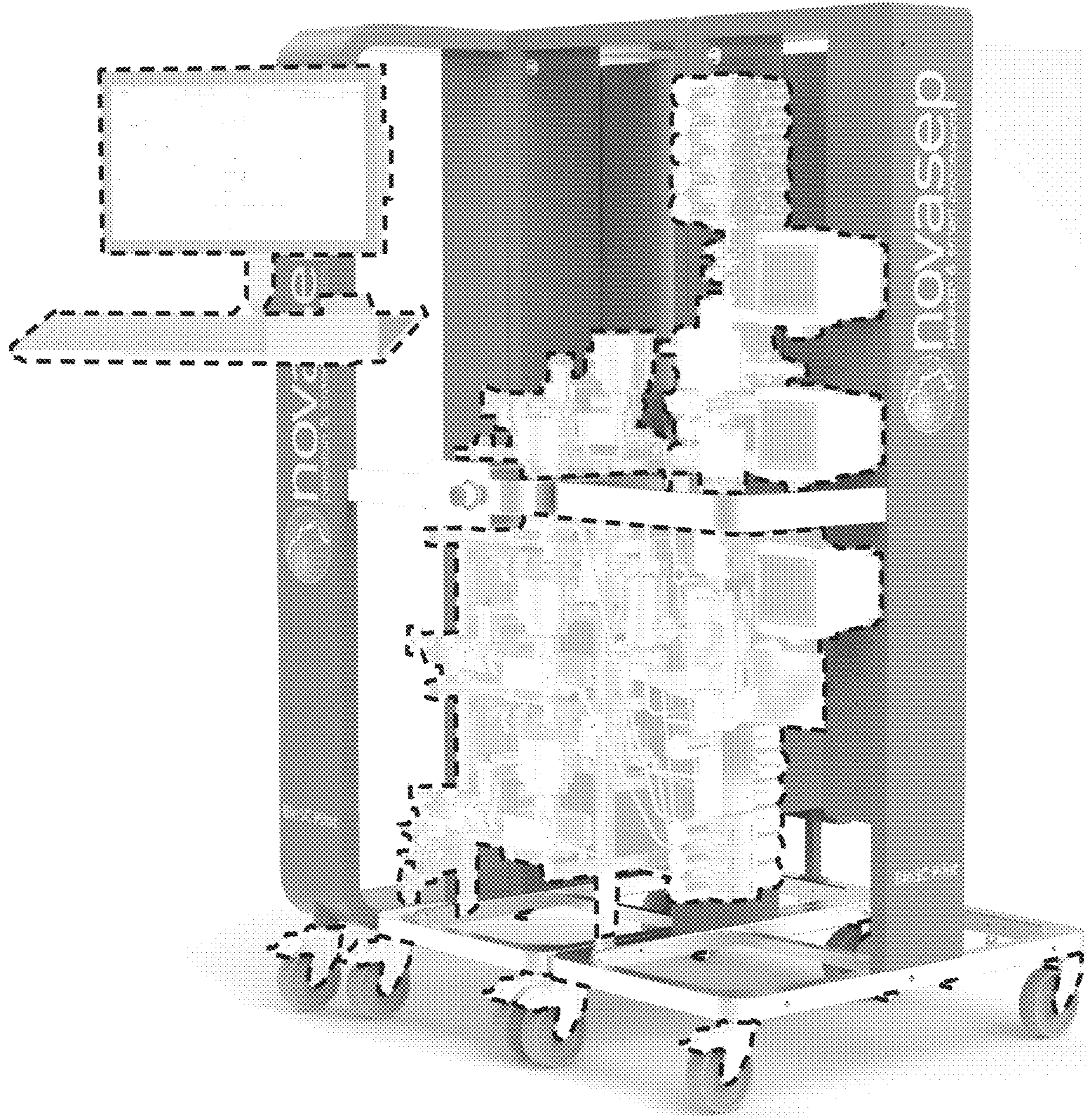


FIG. 1

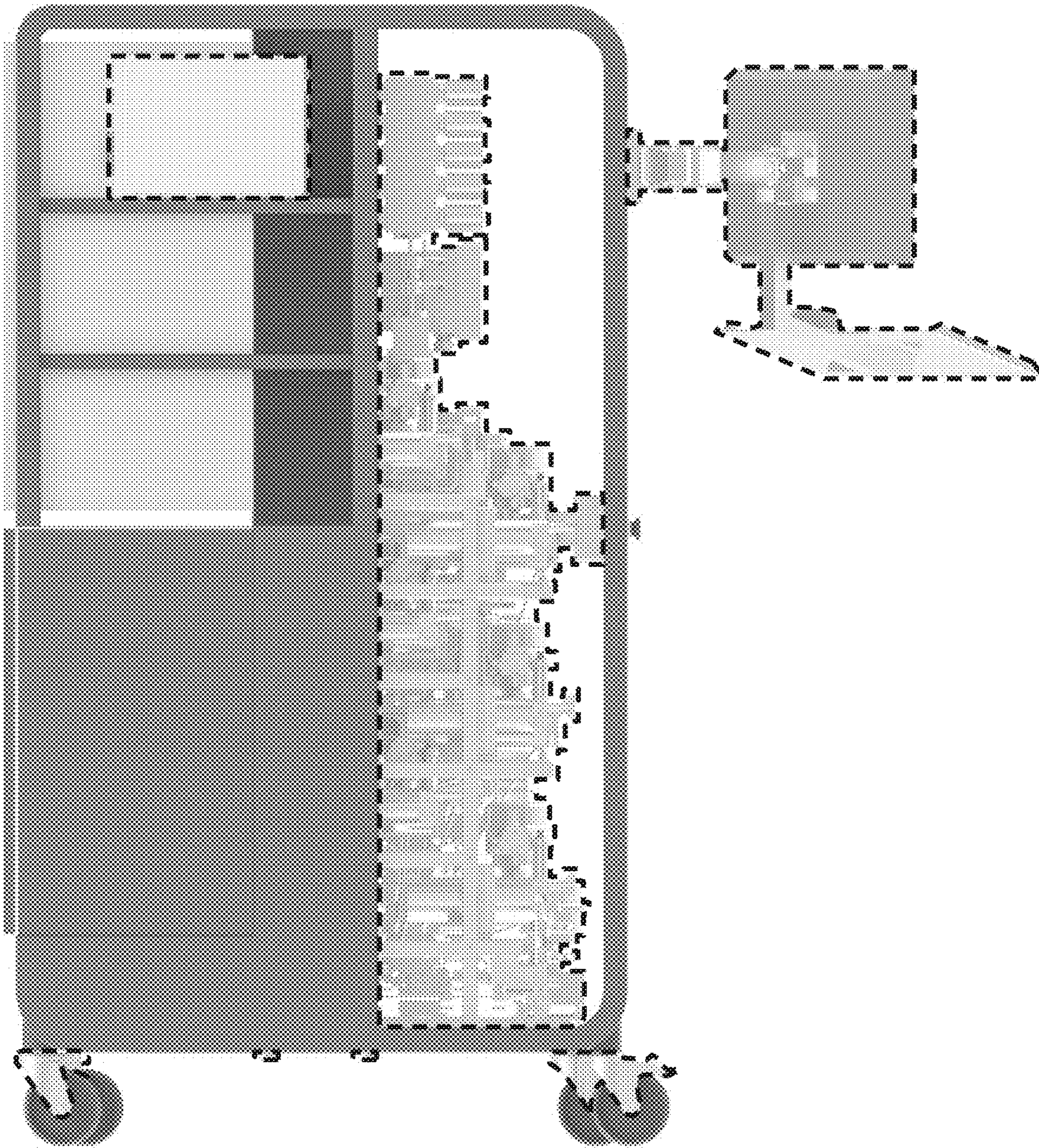


FIG. 2

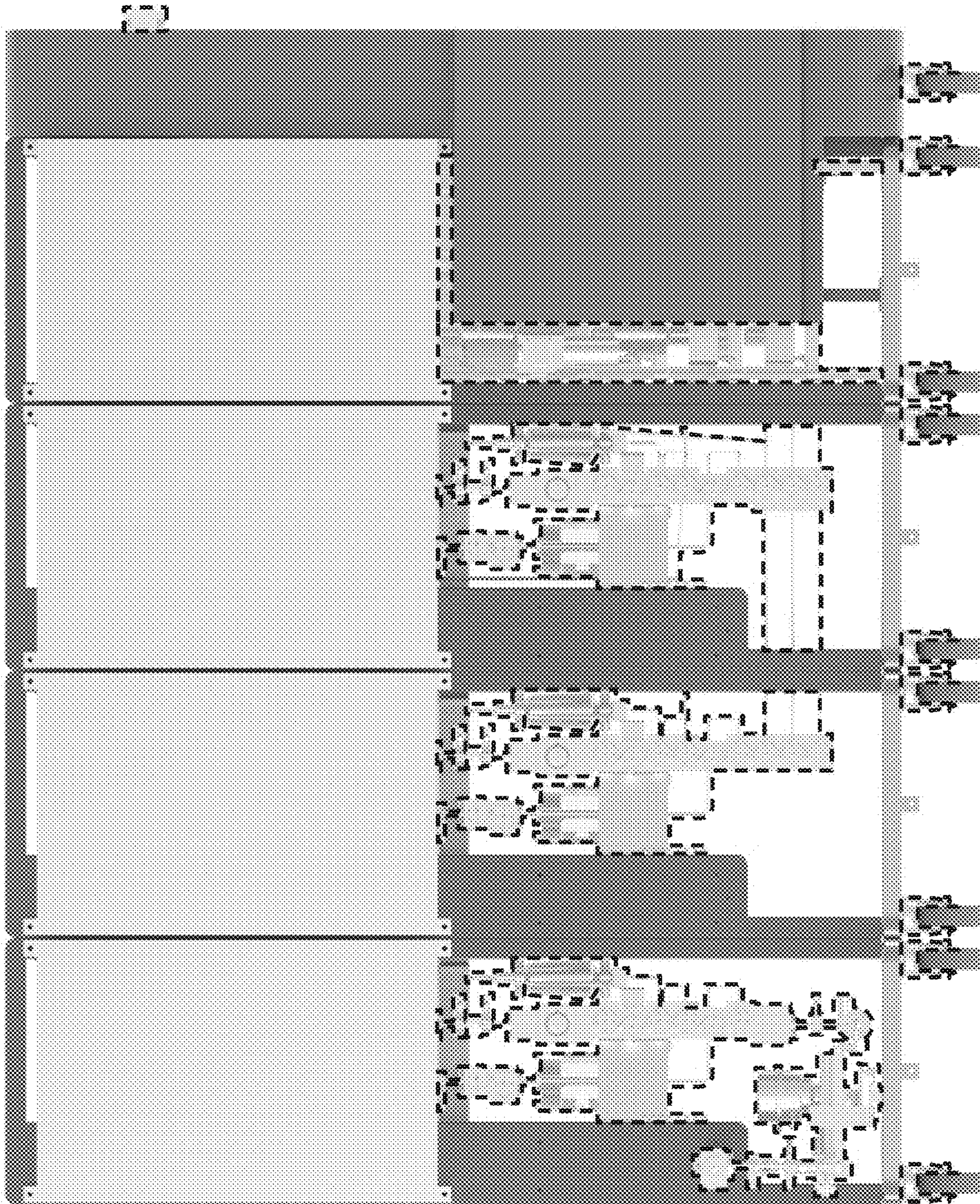


FIG. 3

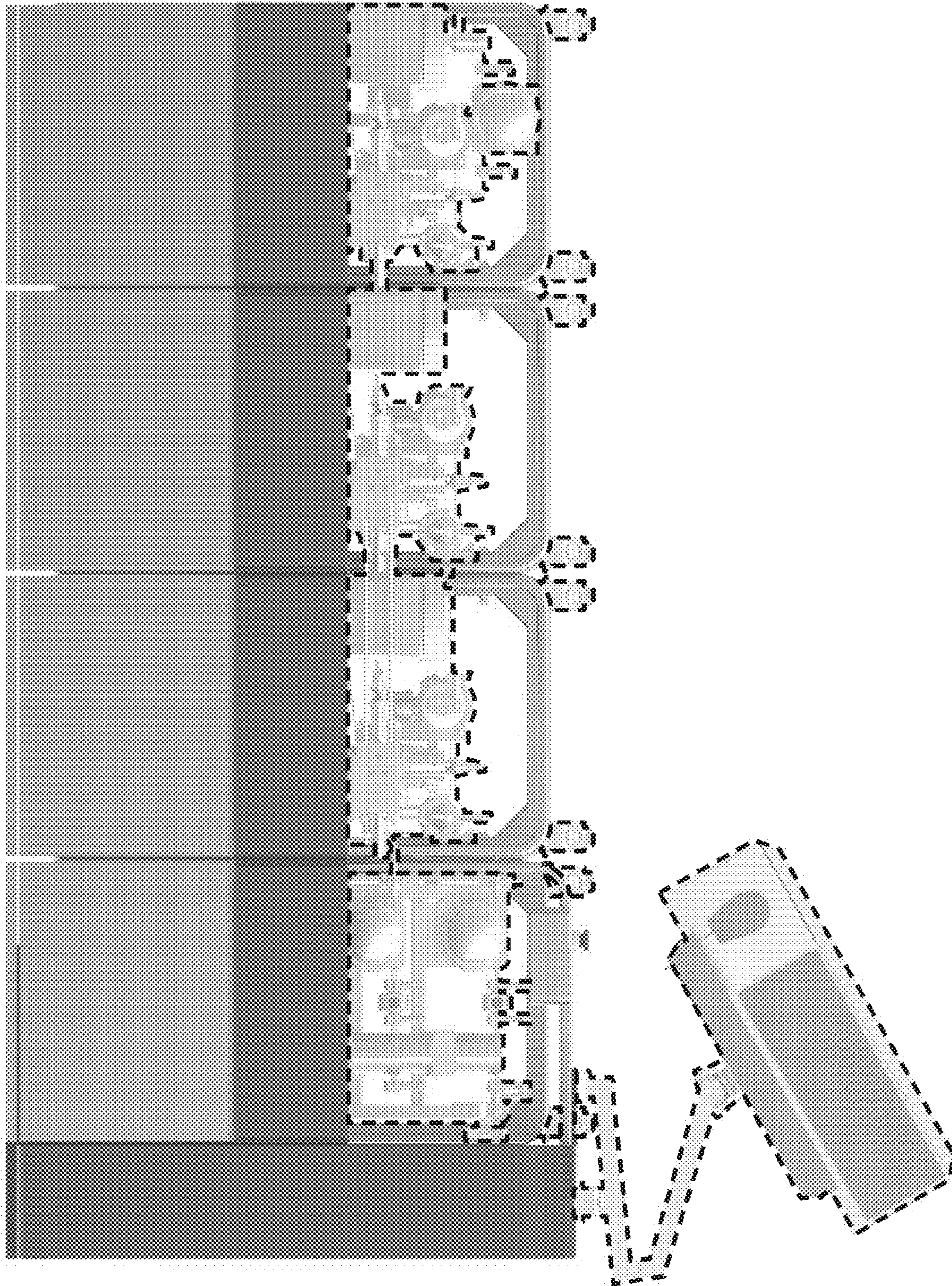


FIG. 4

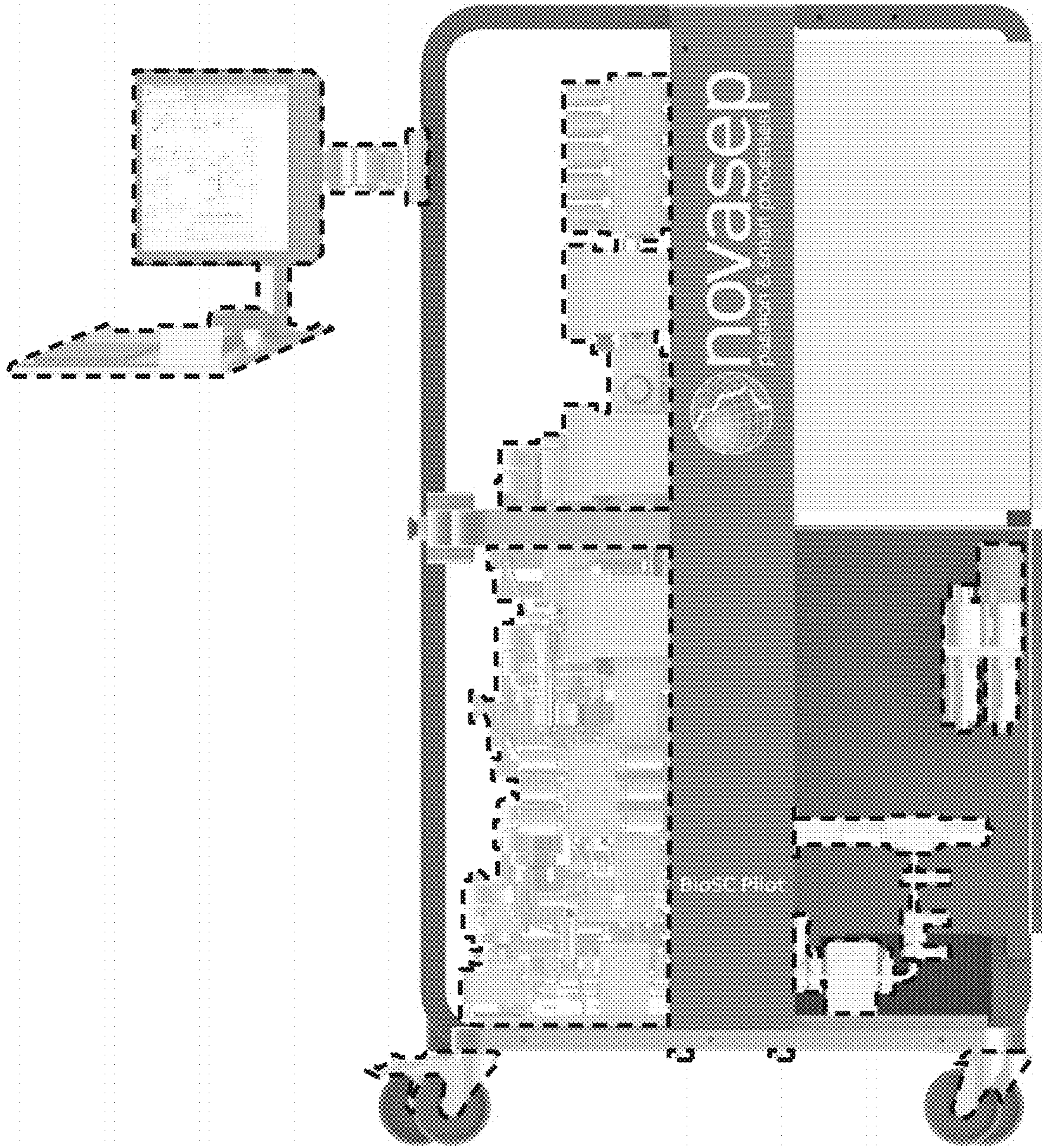


FIG. 5




FIG. 6