



US00D936235S

(12) **United States Design Patent**
Li

(10) **Patent No.:** **US D936,235 S**

(45) **Date of Patent:** **** Nov. 16, 2021**

- (54) **GEL ICE HAT**
- (71) Applicant: **Shaoyuan Li**, Dengfeng (CN)
- (72) Inventor: **Shaoyuan Li**, Dengfeng (CN)
- (**) Term: **15 Years**
- (21) Appl. No.: **29/748,067**
- (22) Filed: **Aug. 27, 2020**
- (51) **LOC (13) Cl.** **24-04**
- (52) **U.S. Cl.**
USPC **D24/207**
- (58) **Field of Classification Search**
USPC D24/206–208, 200, 189, 191; D2/870,
D2/878; D28/41
CPC A61F 7/02; A61F 7/00; A61F 7/10; A61F
7/106; A61F 2007/0001; A61F
2007/0002; A61F 2007/0219; A61F
2007/0011; A61F 13/12; A41D 20/00;
A41D 20/005
See application file for complete search history.

(56) **References Cited**

U.S. PATENT DOCUMENTS

- 3,882,873 A * 5/1975 Arango A61F 7/02
607/108
- 4,742,581 A 5/1988 Rosenthal
- D325,089 S * 3/1992 Shaw D24/206
- D328,792 S 8/1992 Salmon et al.
- D344,590 S * 2/1994 Greene D24/206
- D353,892 S * 12/1994 Shaw D24/206
- 5,395,400 A * 3/1995 Stafford A61F 7/03
2/209
- D369,866 S 5/1996 Baughn
- D393,719 S 4/1998 Nichols
- D405,534 S 2/1999 Hall
- 6,554,787 B1 4/2003 Griffin et al.

- 6,656,210 B1 * 12/2003 Plewes A61F 7/02
128/DIG. 15
- 6,666,836 B1 * 12/2003 Islava A61F 7/02
602/2
- D492,789 S * 7/2004 Stassi D24/207
- D529,617 S 10/2006 Acevedo
- D641,488 S 7/2011 Mori
- D693,475 S 11/2013 Durette
- D745,693 S 12/2015 Burgess
- D767,779 S 9/2016 Qin
- D872,292 S 1/2020 Liebman
- D876,656 S 2/2020 Campbell
- 2013/0253257 A1 9/2013 Kalhory

* cited by examiner

Primary Examiner — Wan Laymon

(74) *Attorney, Agent, or Firm* — Law Offices of Steven W. Weinrieb

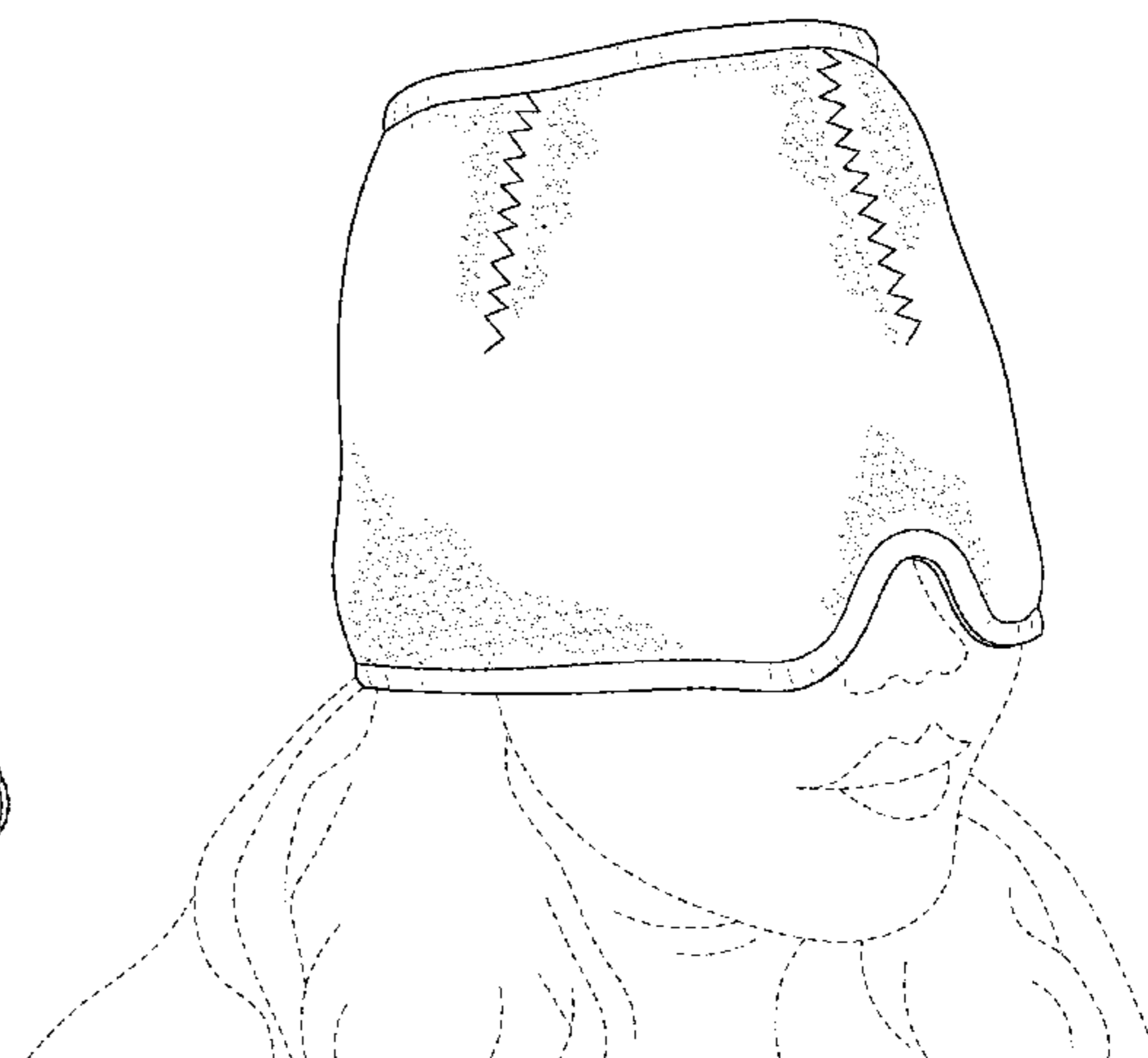
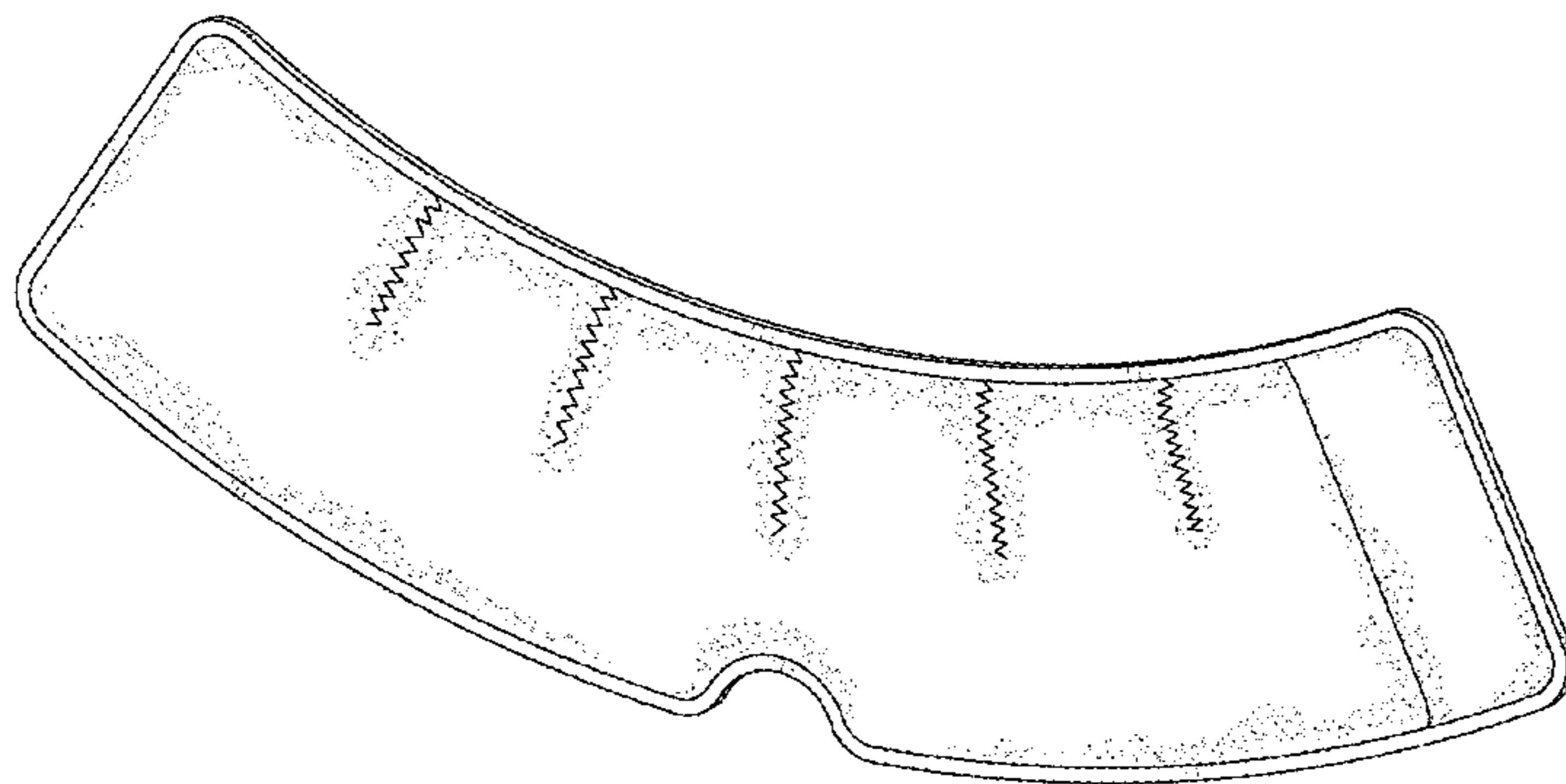
(57) **CLAIM**

The ornamental design for a gel ice hat, as shown and described.

DESCRIPTION

FIG. 1 is a front, right side, top perspective view of a gel ice hat showing my new design;
 FIG. 2 is a rear, left side and top perspective view thereof;
 FIG. 3 is a front elevational view thereof;
 FIG. 4 is a rear elevational view thereof;
 FIG. 5 is a left side elevational view thereof;
 FIG. 6 is a right side elevational view thereof;
 FIG. 7 is a top plan view thereof;
 FIG. 8 is a bottom plan view thereof; and,
 FIG. 9 is a front, left side perspective view thereof when being worn by a person.
 The broken lines shown in the drawings are included for the purpose of illustrating portions and environmental elements of the gel ice hat that form no part of the claimed design.

1 Claim, 9 Drawing Sheets



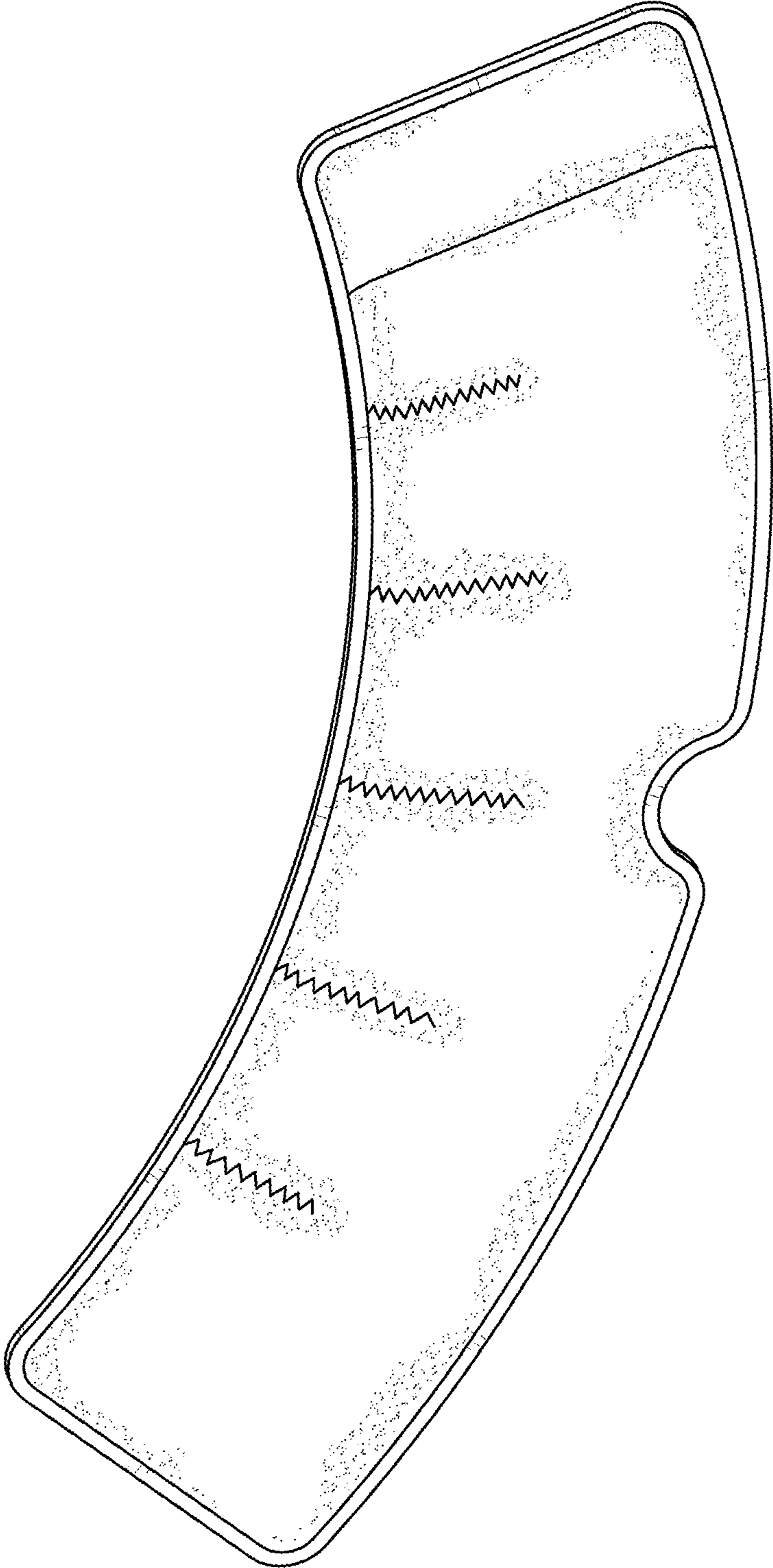


FIG. 1

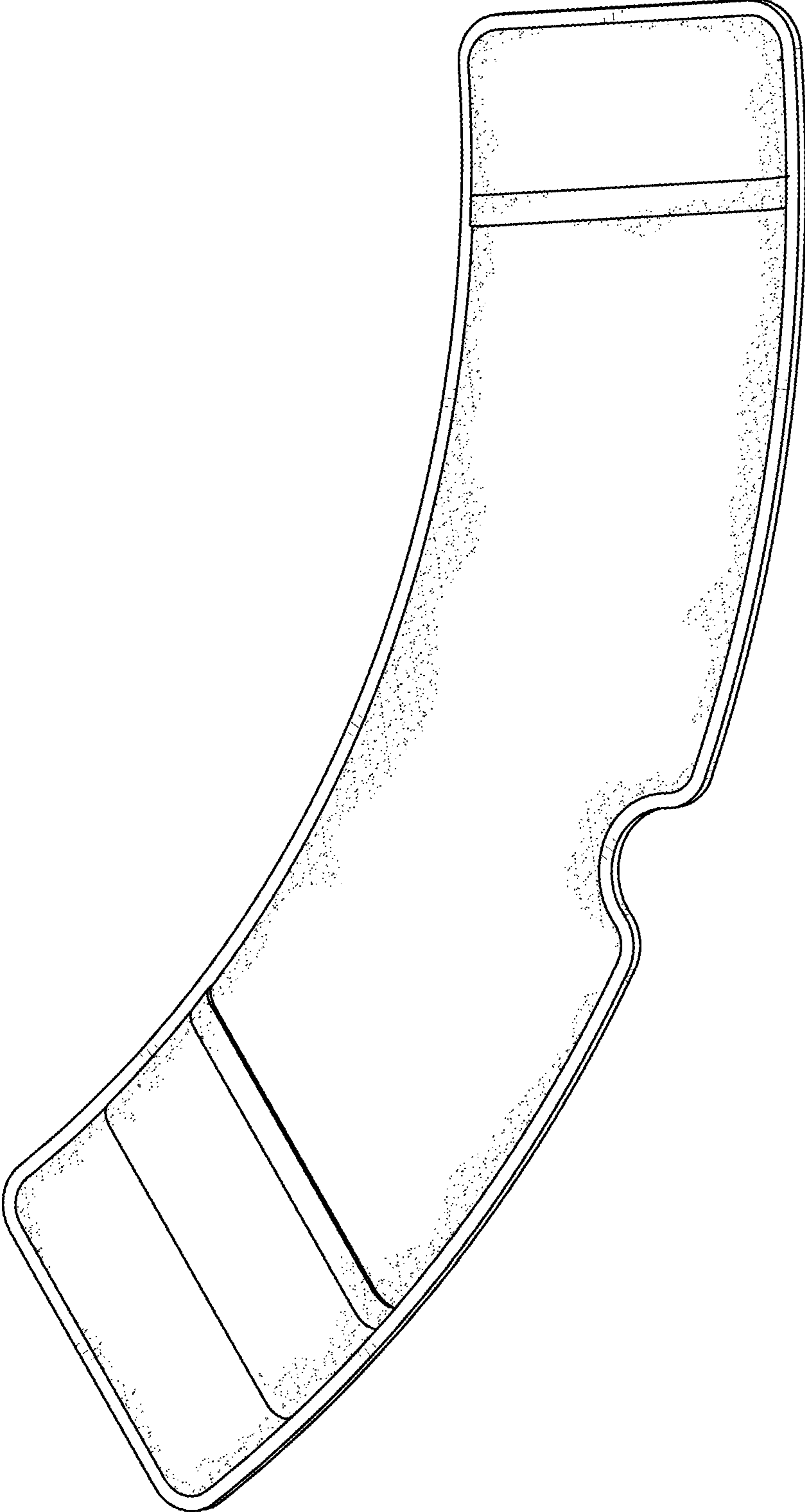


FIG. 2

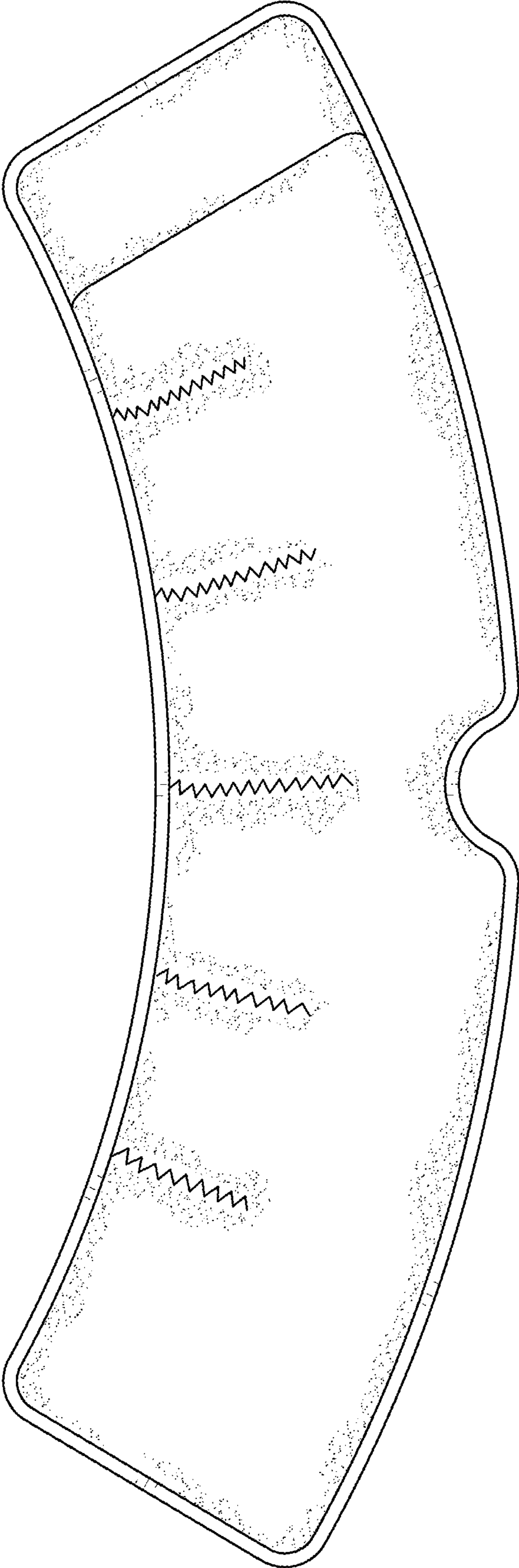


FIG. 3

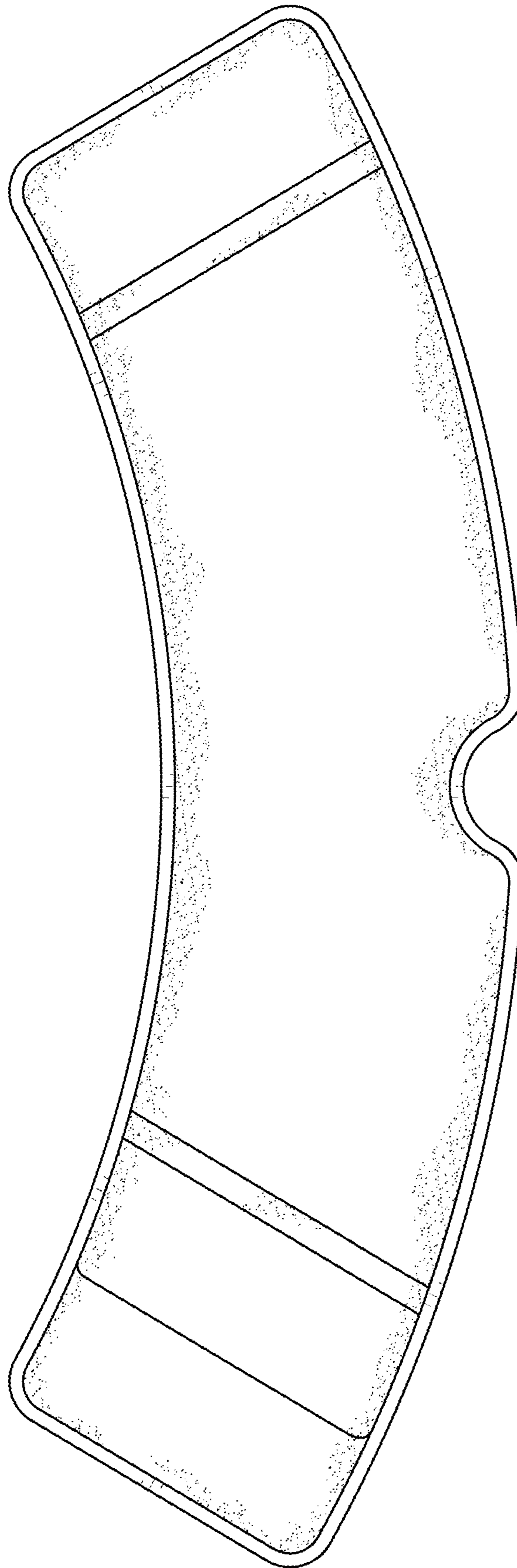


FIG. 4

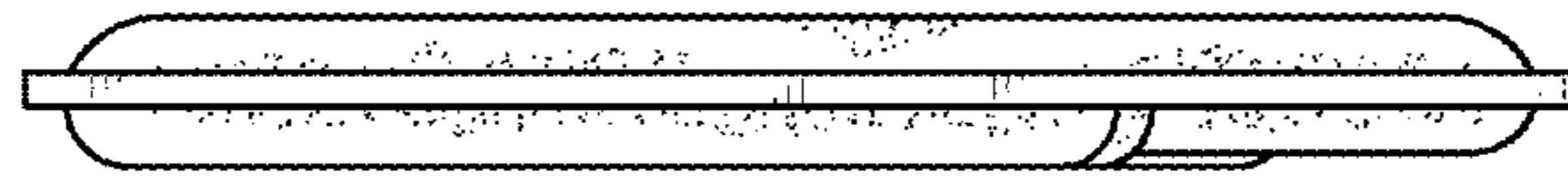


FIG. 5




FIG. 6

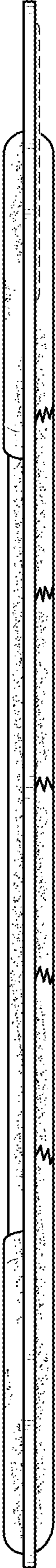


FIG. 7




FIG. 8

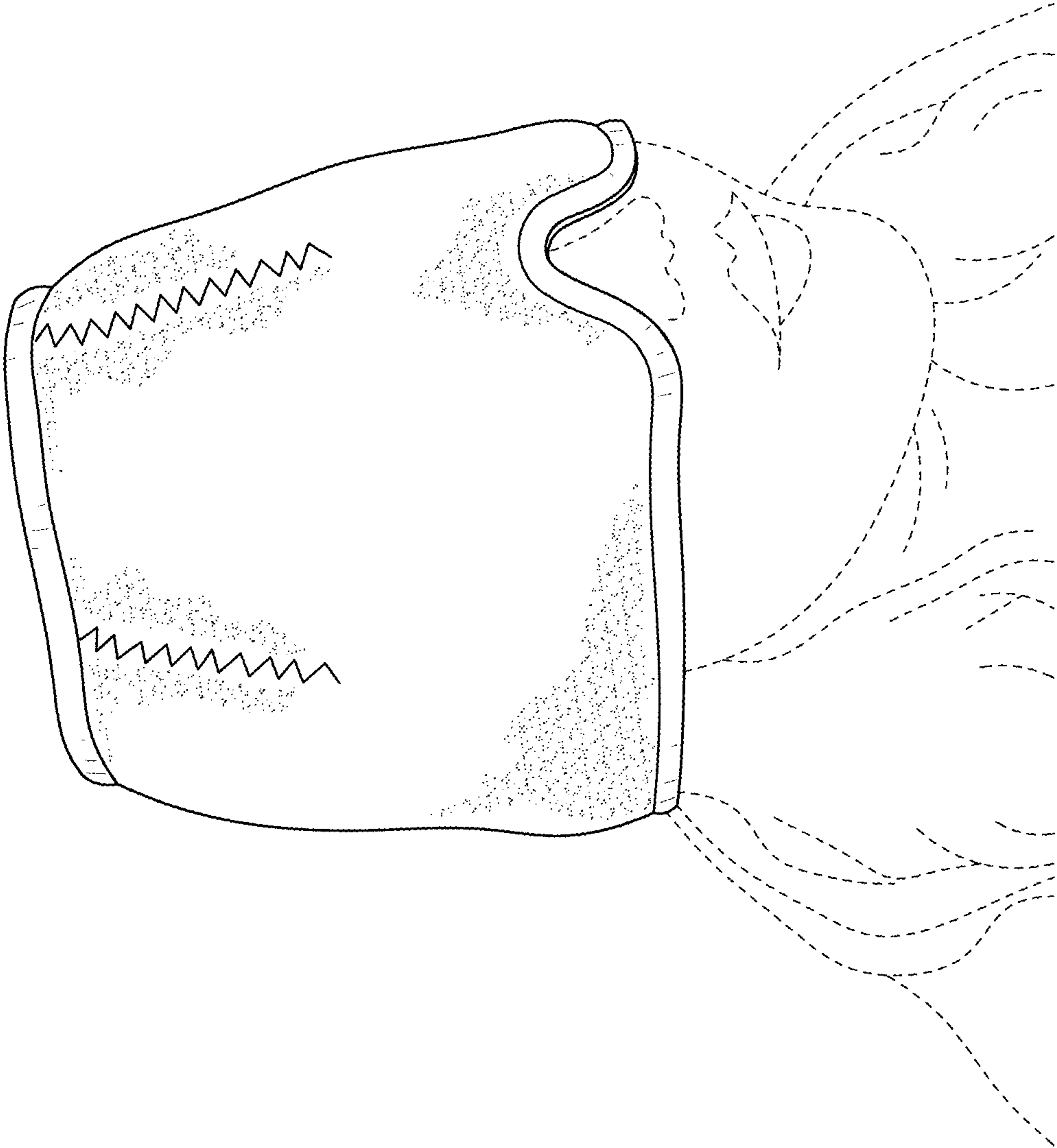


FIG. 9