



US00D936219S

(12) **United States Design Patent** (10) **Patent No.:** **US D936,219 S**  
**Reynolds et al.** (45) **Date of Patent:** **\*\* Nov. 16, 2021**

(54) **SYRINGE**

(71) Applicant: **Genesis Cosmetics, LLC**, Spring Valley, WI (US)  
(72) Inventors: **Susan Reynolds**, Edina, MN (US); **John Harmon**, Spring Valley, WI (US)  
(73) Assignee: **Mark Anderson and Associates, Inc.**, Spring Valley, WI (US)  
(\*\*) Term: **15 Years**  
(21) Appl. No.: **29/724,525**  
(22) Filed: **Feb. 17, 2020**

**Related U.S. Application Data**

(62) Division of application No. 29/608,231, filed on Oct. 29, 2018, now Pat. No. Des. 878,569, and a division of application No. 29/608,161, filed on Jun. 20, 2017, now Pat. No. Des. 834,182.  
(51) **LOC (13) Cl.** ..... **24-02**  
(52) **U.S. Cl.**  
USPC ..... **D24/130**  
(58) **Field of Classification Search**  
USPC ..... D24/130, 112-114, 133, 186, 104, 127; 606/181, 185; 604/264, 272, 115, 232, 604/187, 158, 164.08, 192, 263, 163, 181, 604/184, 198, 227  
CPC ..... A61M 5/31596; A61M 2005/1787; A61M 2005/31508; A61M 5/31511; A61M 2005/3121; A61M 2005/31598; A61M 2005/3123  
See application file for complete search history.

(56) **References Cited**

**U.S. PATENT DOCUMENTS**

D575,399 S \* 8/2008 Matsumoto ..... D24/138  
8,540,682 B2 \* 9/2013 Carlyon ..... A61M 5/3134  
604/218  
D892,311 S \* 8/2020 Nicholas ..... D24/113  
D892,312 S \* 8/2020 Nicholas ..... D24/113  
D896,373 S \* 9/2020 Julian ..... D24/130  
D896,374 S \* 9/2020 Julian ..... D24/130  
D903,105 S \* 11/2020 Brown ..... D24/113  
D903,857 S \* 12/2020 Levy ..... D24/113  
D904,605 S \* 12/2020 Shi ..... D24/130  
D924,391 S \* 7/2021 Levy ..... D24/113  
2014/0236182 A1 8/2014 Reynolds  
2015/0335829 A1 \* 11/2015 Giambattista ..... A61M 5/2033  
604/192  
2020/0000525 A1 \* 1/2020 Stigall ..... A61B 8/445  
2020/0121857 A1 \* 4/2020 Despa ..... A61M 5/31568

\* cited by examiner

*Primary Examiner* — Nathan M Johnston

(74) *Attorney, Agent, or Firm* — Skinner and Associates; Joel D. Skinner, Jr.

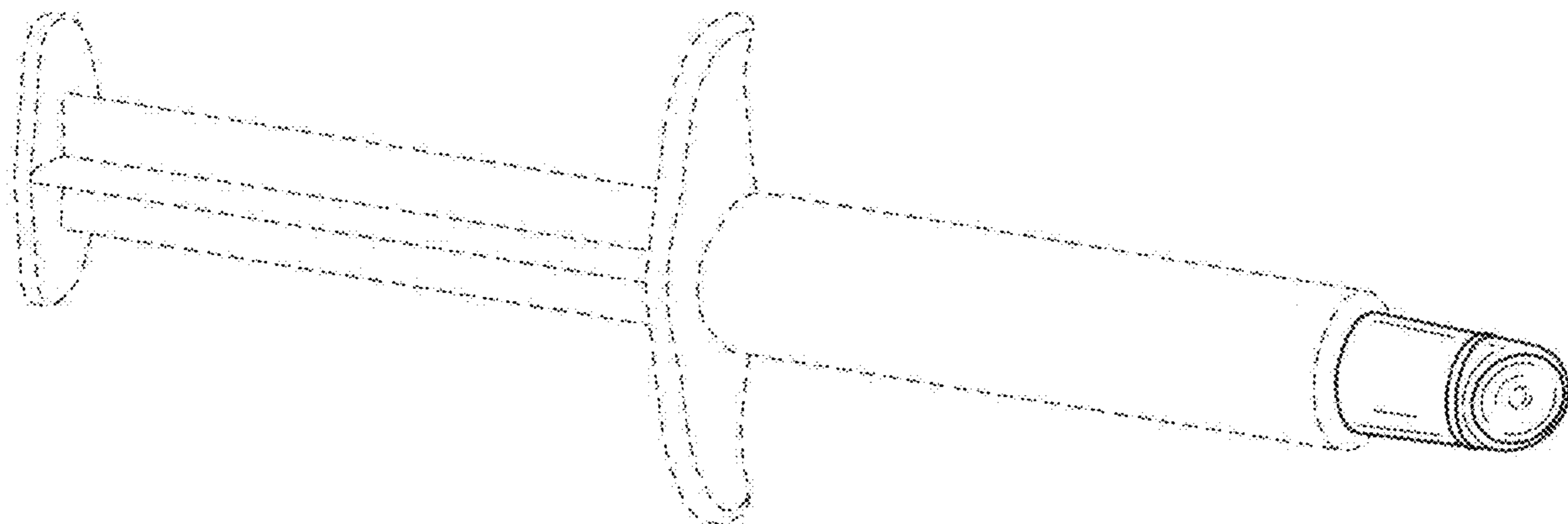
(57) **CLAIM**

The ornamental design for a syringe, as shown and described.

**DESCRIPTION**

FIG. 1 is a perspective view of a syringe showing our new design of the invention.  
FIG. 2 is a front view thereof.  
FIG. 3 is a back view thereof.  
FIG. 4 is a first end view thereof.  
FIG. 5 is a second opposite end view thereof; and,  
FIG. 6 is a side view thereof, the opposite side view being a mirror image thereof.  
The broken lines shown in the figures illustrate non-claimed structural features and forms no part of the claimed design.

**1 Claim, 3 Drawing Sheets**



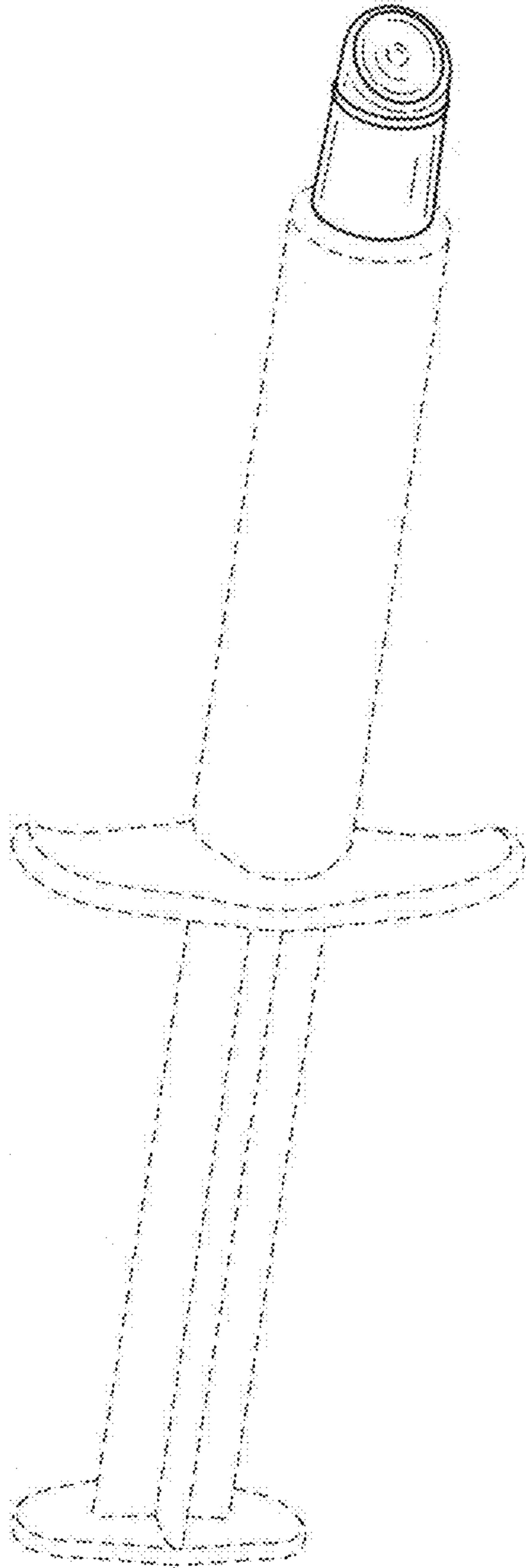


FIG. 1

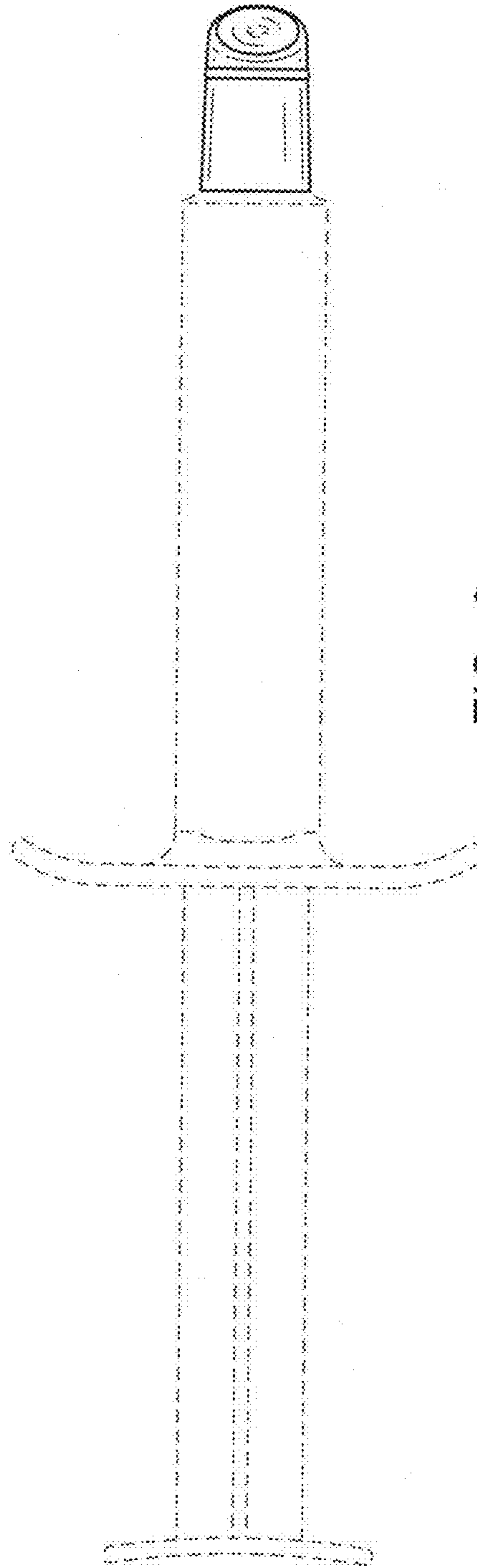


FIG. 2

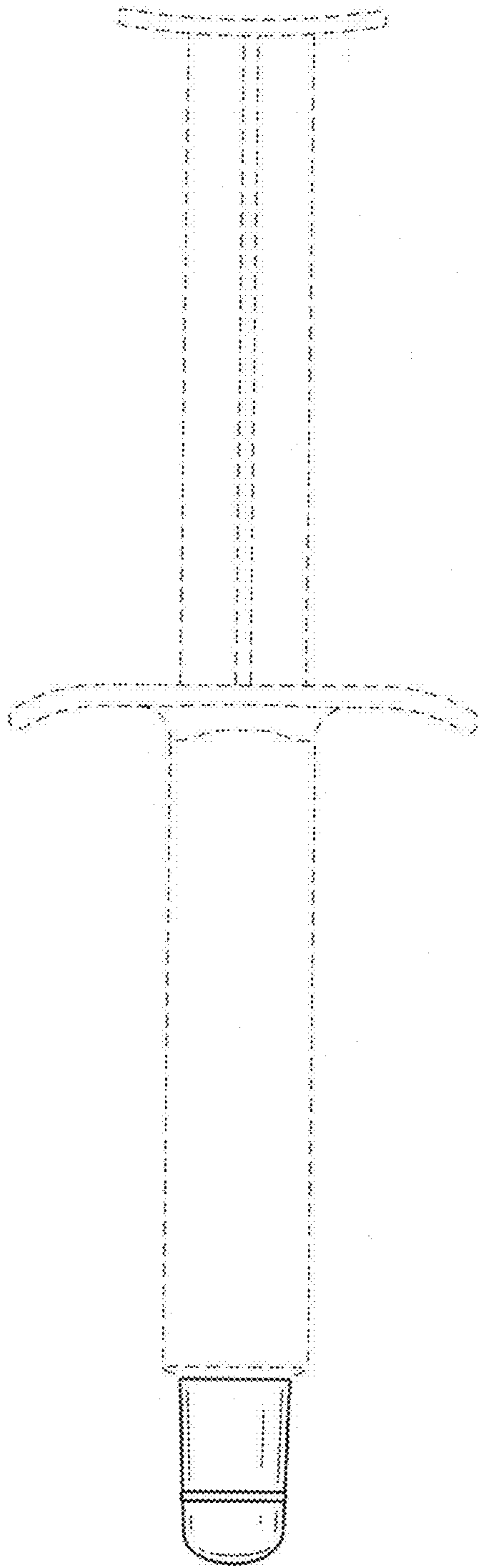


FIG. 3



FIG. 4

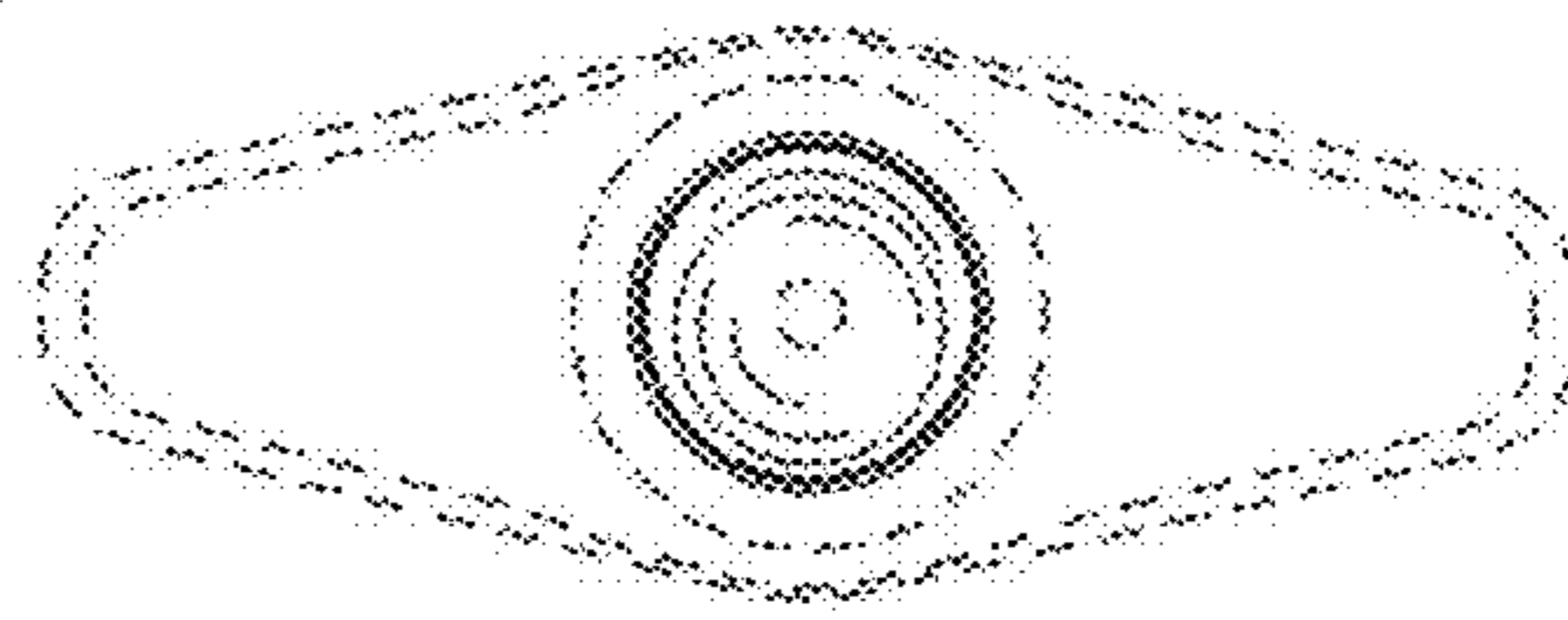


FIG. 5




FIG. 6