



US00D936197S

(12) **United States Design Patent** (10) **Patent No.:** **US D936,197 S**  
**Wang** (45) **Date of Patent:** **\*\* Nov. 16, 2021**

(54) **DEHUMIDIFIER**  
(71) Applicant: **Wen Wang**, Fengcheng (CN)  
(72) Inventor: **Wen Wang**, Fengcheng (CN)  
(73) Assignee: **SHENZHEN CHANGLIN HOUSEWARE CO., LTD**, Guangdong (CN)

(\*\*) Term: **15 Years**

(21) Appl. No.: **29/761,509**

(22) Filed: **Dec. 9, 2020**

(51) **LOC (13) Cl.** ..... **23-04**

(52) **U.S. Cl.**  
USPC ..... **D23/359**

(58) **Field of Classification Search**  
USPC ..... D23/355-366, 352, 369, 332, 333, 335, D23/336, 342, 351; 422/120, 122; 55/356, 473, 504; 96/97; 261/DIG. 17, 261/DIG. 65, DIG. 88, DIG. 31  
CPC .. A61L 9/16; A61L 9/22; B01D 47/00; B01D 47/027; B01D 2221/02; B01D 2259/4508; B03C 3/155; B03C 3/368; F24F 3/16; F24F 13/20; F24F 13/28; F24F 2001/0096

See application file for complete search history.

(56) **References Cited**

**U.S. PATENT DOCUMENTS**

D729,365 S 5/2015 Yuan et al.  
D801,507 S \* 10/2017 Kelnhofer ..... D23/366

D803,365 S \* 11/2017 Raisanen ..... D23/351  
D811,572 S \* 2/2018 Hu ..... D23/364  
D825,047 S \* 8/2018 Brooks ..... D23/366  
D886,269 S \* 6/2020 Sakamoto ..... D23/356  
D893,009 S \* 8/2020 Choi ..... D23/364  
D895,093 S \* 9/2020 Nakamura ..... D23/364  
D899,571 S \* 10/2020 Li ..... D23/359  
D915,573 S \* 4/2021 Zheng ..... D23/359  
2006/0015974 A1 \* 1/2006 Ike ..... F24F 3/1423  
62/113  
2018/0328600 A1 \* 11/2018 Swanson ..... F24F 1/022  
2019/0041071 A1 \* 2/2019 Cho ..... G01F 23/26  
2019/0049127 A1 \* 2/2019 Shin ..... F24F 1/02

\* cited by examiner

*Primary Examiner* — David G Muller

(74) *Attorney, Agent, or Firm* — Justin Lampel

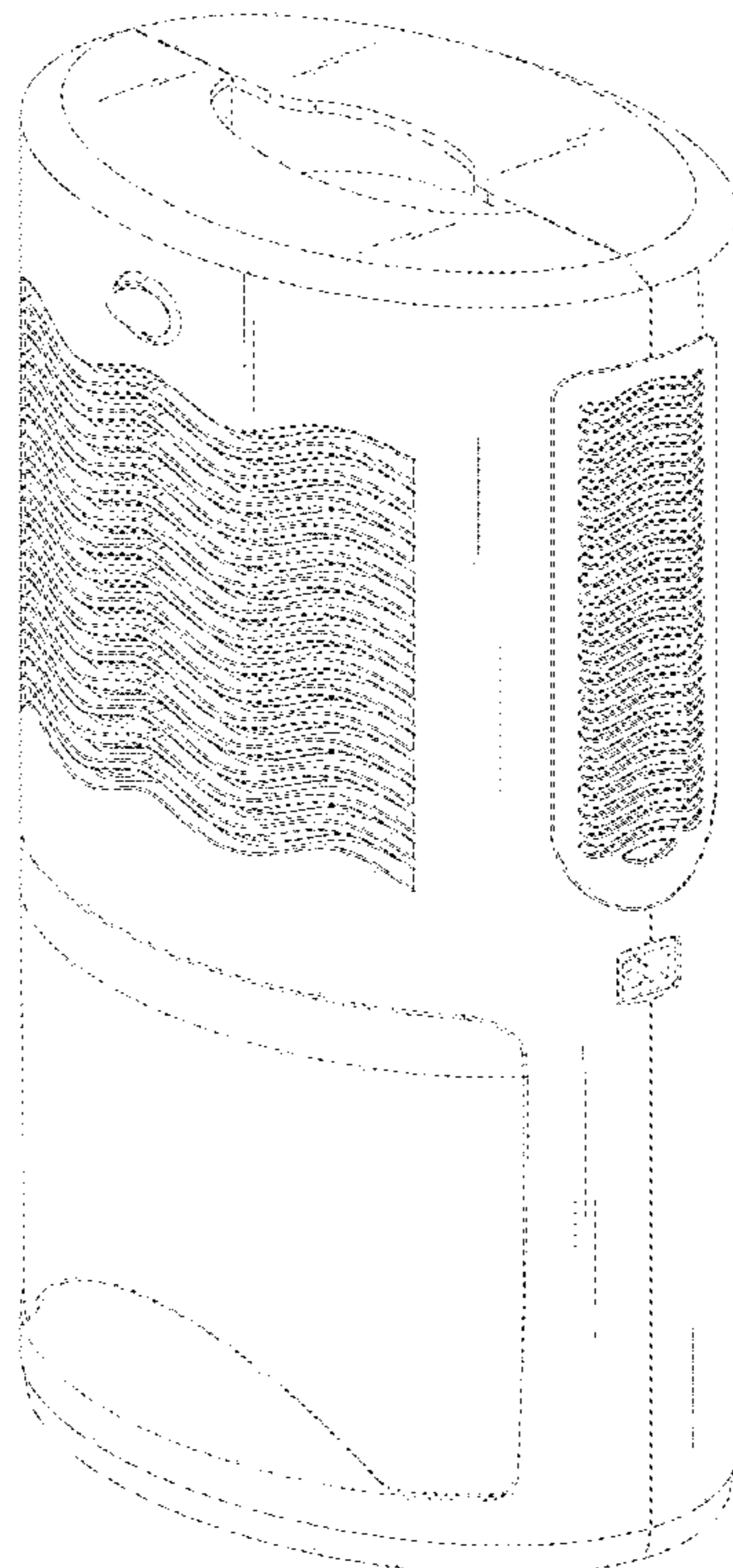
(57) **CLAIM**

The ornamental design for a dehumidifier, as shown and described.

**DESCRIPTION**

FIG. 1 is a perspective view of a dehumidifier showing the claimed design;  
FIG. 2 is a top plan view thereof;  
FIG. 3 is a right side elevation view thereof;  
FIG. 4 is a front elevation view thereof;  
FIG. 5 is a left side elevation view thereof;  
FIG. 6 is a rear elevation view thereof; and,  
FIG. 7 is a bottom plan view thereof.  
The broken lines illustrate portions of the dehumidifier that form no part of the claimed design.

**1 Claim, 7 Drawing Sheets**



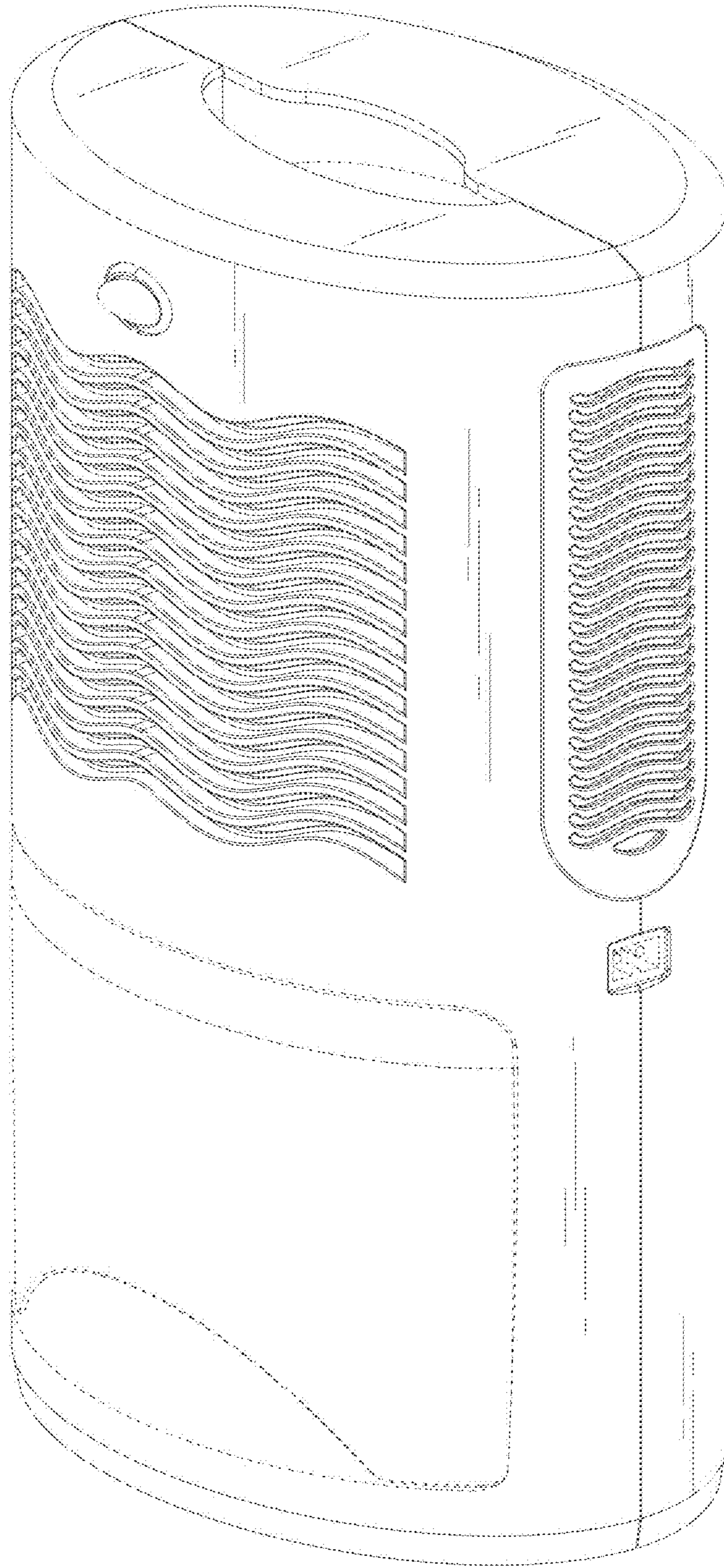


FIG. 1

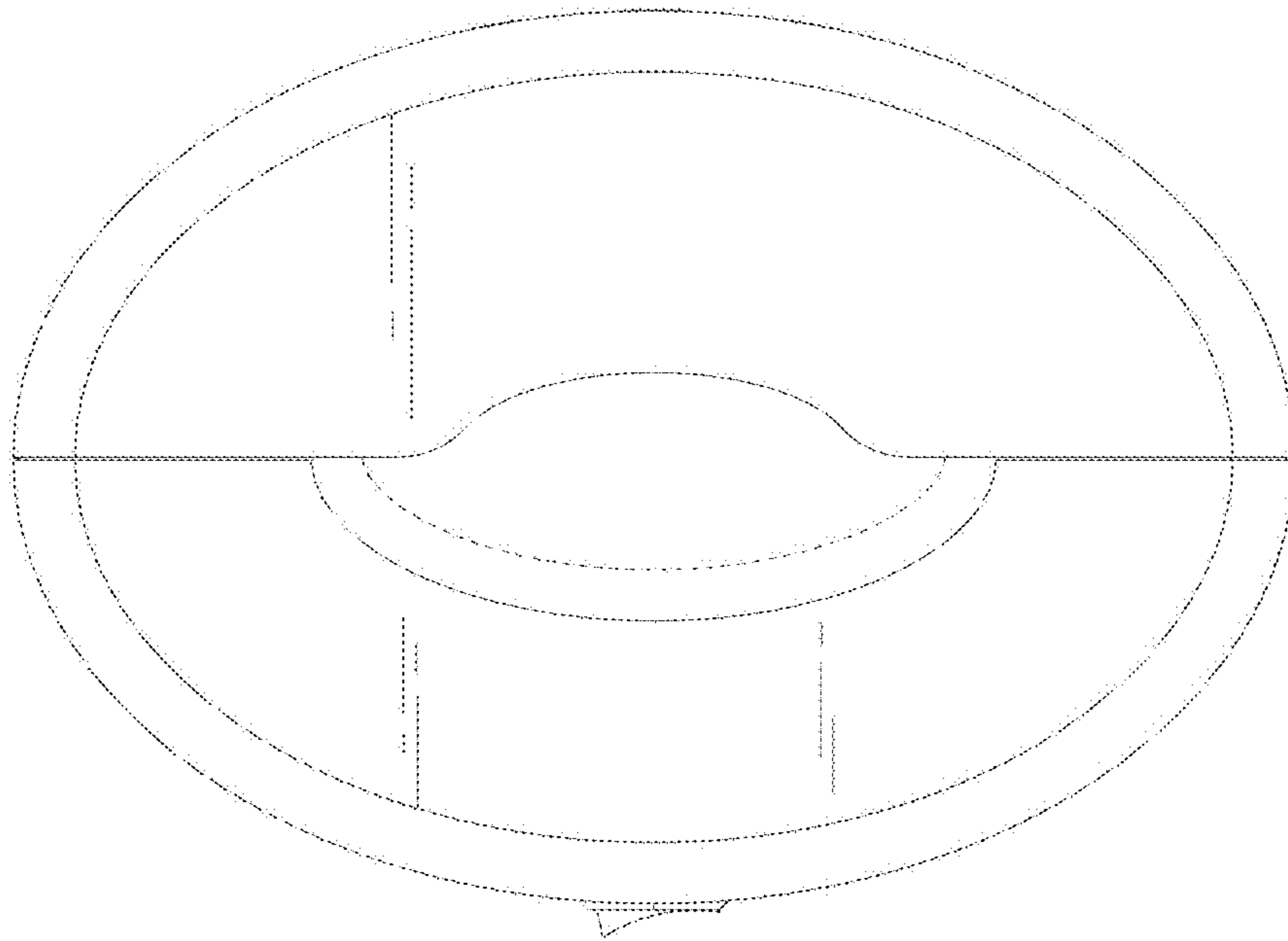


FIG.2

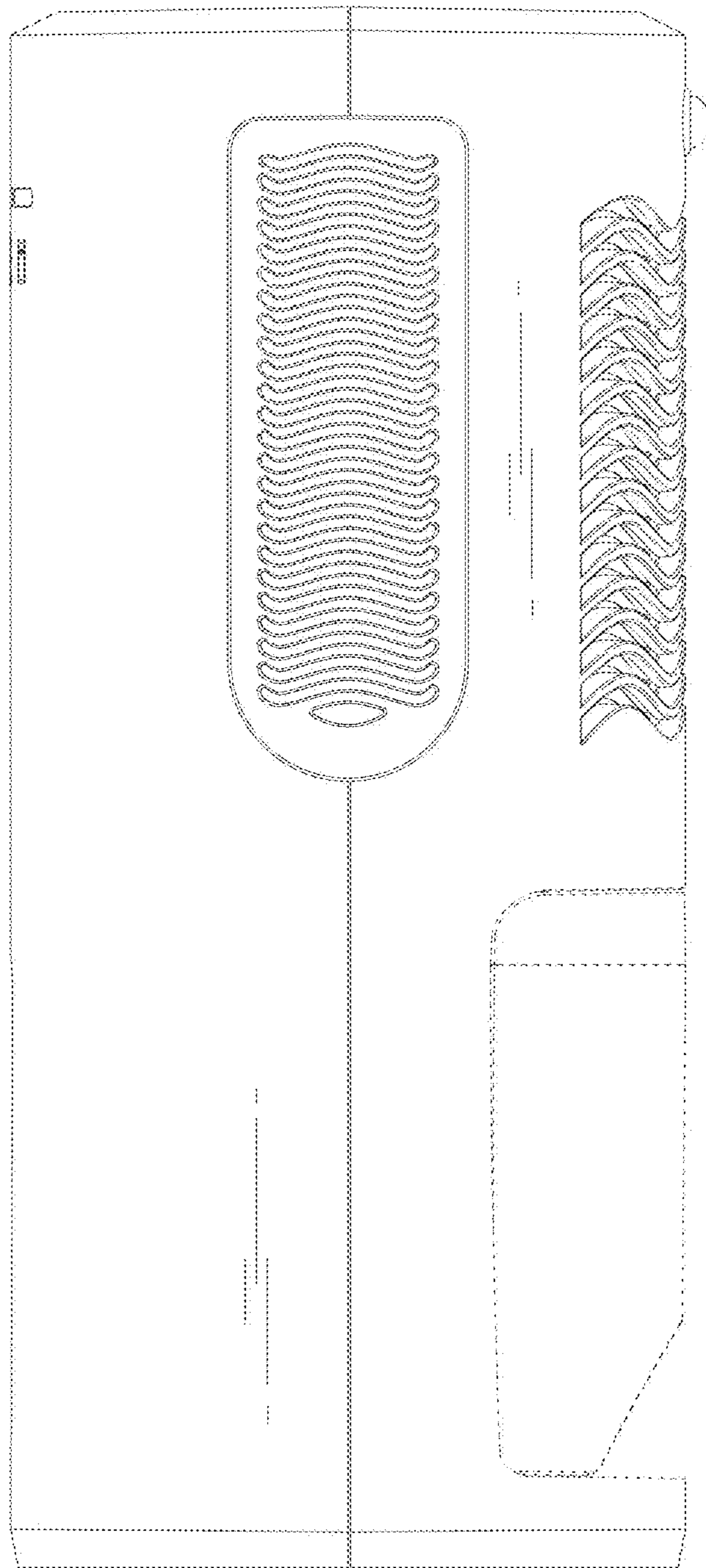


FIG. 3




FIG.4

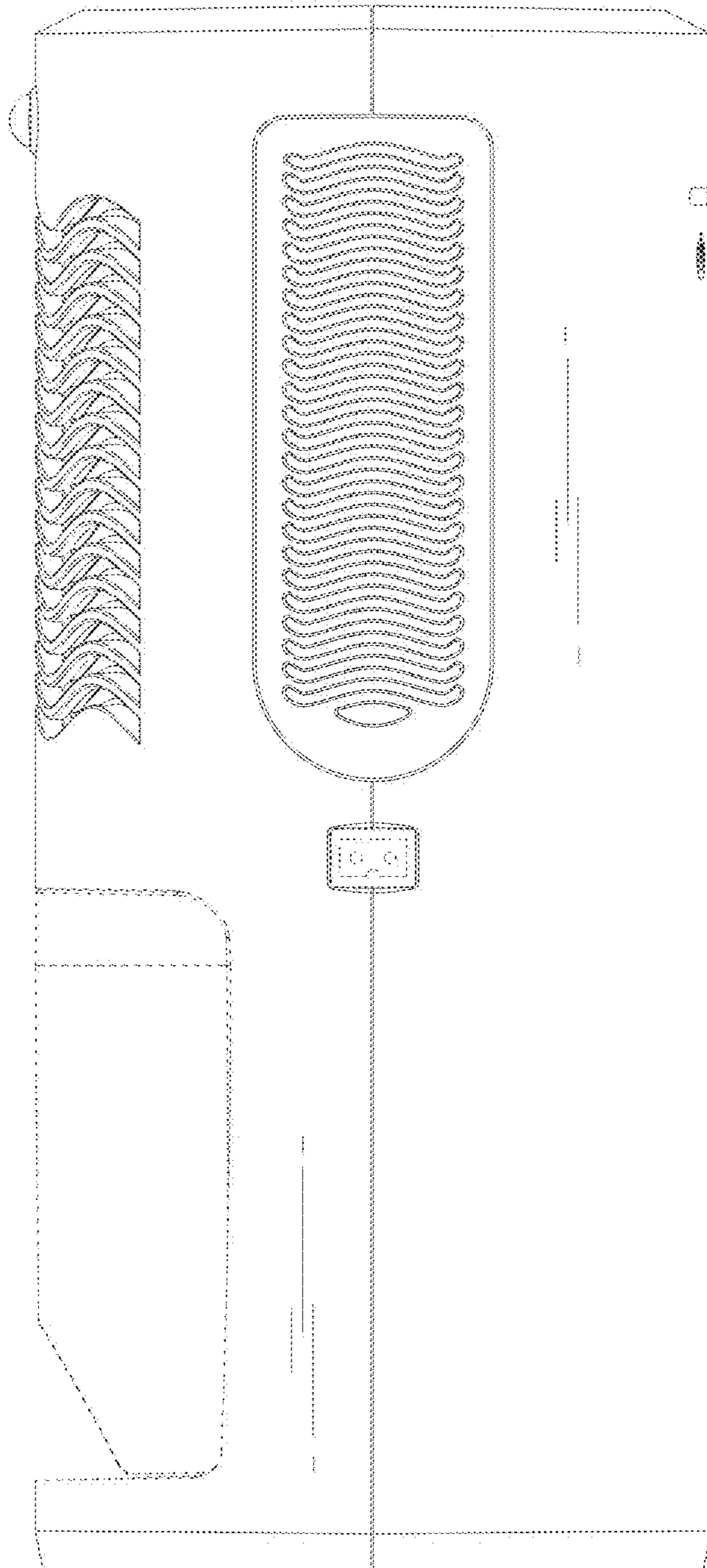


FIG. 5

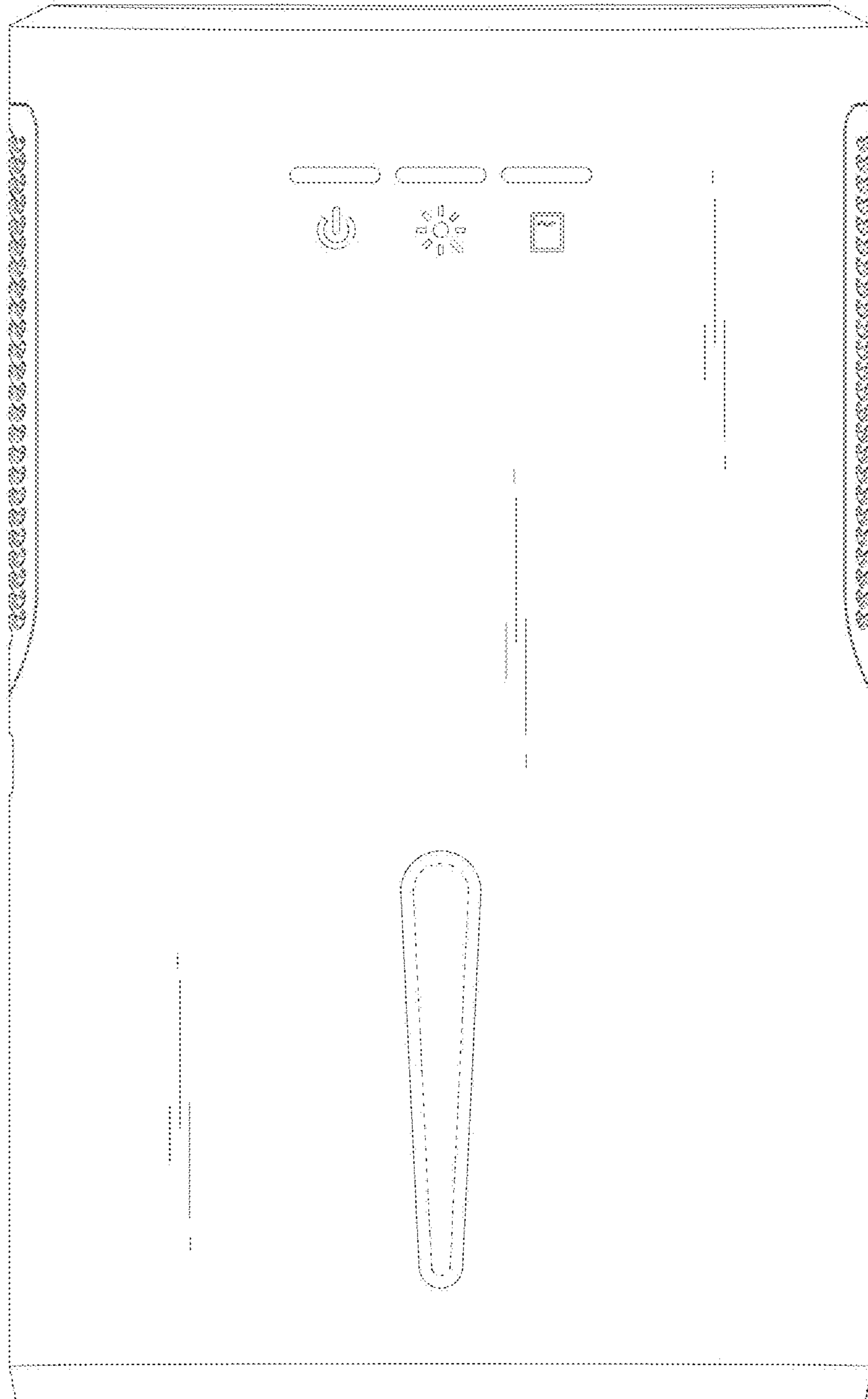


FIG. 6

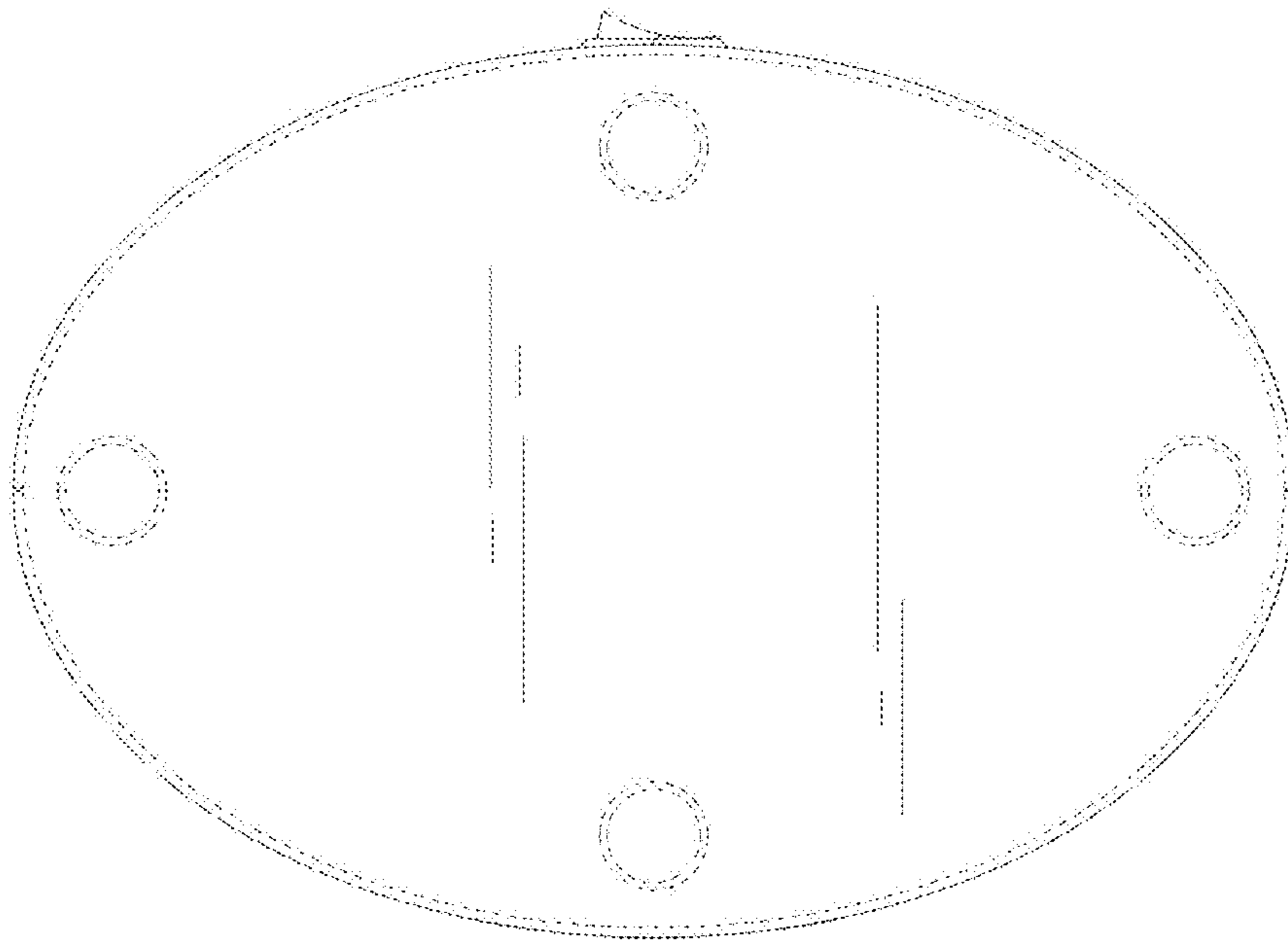


FIG. 7