



US00D936171S

(12) **United States Design Patent** (10) **Patent No.:** **US D936,171 S**
Dickman et al. (45) **Date of Patent:** **** Nov. 16, 2021**

(54) **KNIFE**
(71) Applicant: **Benchmade Knife Co., Inc.**, Oregon
City, OR (US)
(72) Inventors: **Ryan Dickman**, Sandy, OR (US);
Brian Valdez, Milwaukie, OR (US);
James Dobbs, Milwaukie, OR (US)
(73) Assignee: **Benchmade Knife Co., Inc.**, Oregon
City, OR (US)
(**) Term: **15 Years**
(21) Appl. No.: **29/721,201**
(22) Filed: **Jan. 17, 2020**
(51) **LOC (13) Cl.** **22-02**
(52) **U.S. Cl.**
USPC **D22/118**
(58) **Field of Classification Search**
USPC D22/118, 117; D7/401.2, 649-651, 656;
D8/98; D4/132, 138
CPC .. A22B 5/168; B25G 1/00; B25G 3/32; B26B
1/00; B26B 1/02; B26B 1/04; B26B
1/046; B26B 1/10; B26B 3/00; B26B
3/06; B26B 9/00; B26B 9/02; B65B 5/00;
F41B 13/08; F41B 13/10; F41B 15/00;
F41B 15/02; F41B 15/08
See application file for complete search history.

D465,542 S * 11/2002 Bloch D22/118
D694,064 S * 11/2013 Costa D7/401.2
D709,982 S * 7/2014 Freeman D22/118
D750,949 S * 3/2016 Hofman D8/104
D826,681 S * 8/2018 Pirrone D8/107
D838,805 S * 1/2019 Constantine D22/118

OTHER PUBLICATIONS

Studded—handle utility knife . . . <http://www.theorocknazz.com/store/studded-handle-utility-knife> (Year: 2021).*
Retractable Scalpel Pocket Knife . . . <https://www.kickstarter.com/projects/scalpelknife/retractable-scalpel-pocket-knife/posts> (Year: 2021).*

* cited by examiner

Primary Examiner — Catherine R Oliver-Garcia
(74) *Attorney, Agent, or Firm* — Schwabe Williamson & Wyatt, P.C.

(57) **CLAIM**

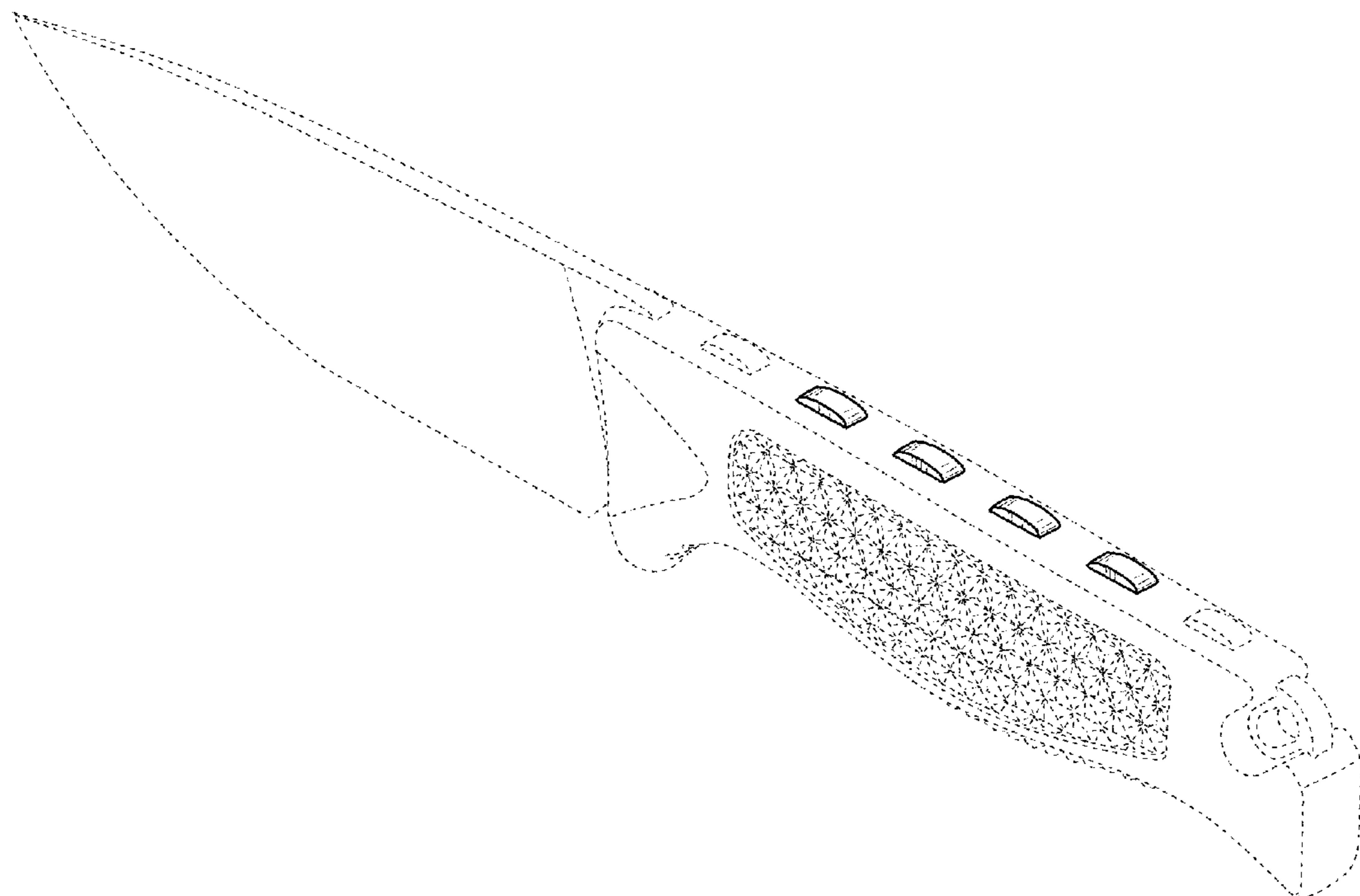
We claim the ornamental design for a knife, as shown and described.

DESCRIPTION

FIG. 1 is a perspective view of a knife, showing our new design;
FIG. 2 is a right side view thereof;
FIG. 3 is a left side view thereof;
FIG. 4 is a top view thereof;
FIG. 5 is a bottom view thereof;
FIG. 6 is a front view of thereof; and,
FIG. 7 is a back view of thereof.
The broken lines are provided for environmental purposes only and form no part of the claimed design.

1 Claim, 3 Drawing Sheets

(56) **References Cited**
U.S. PATENT DOCUMENTS
D354,881 S * 1/1995 Huff D7/401.2
D375,243 S * 11/1996 Hasegawa D22/118



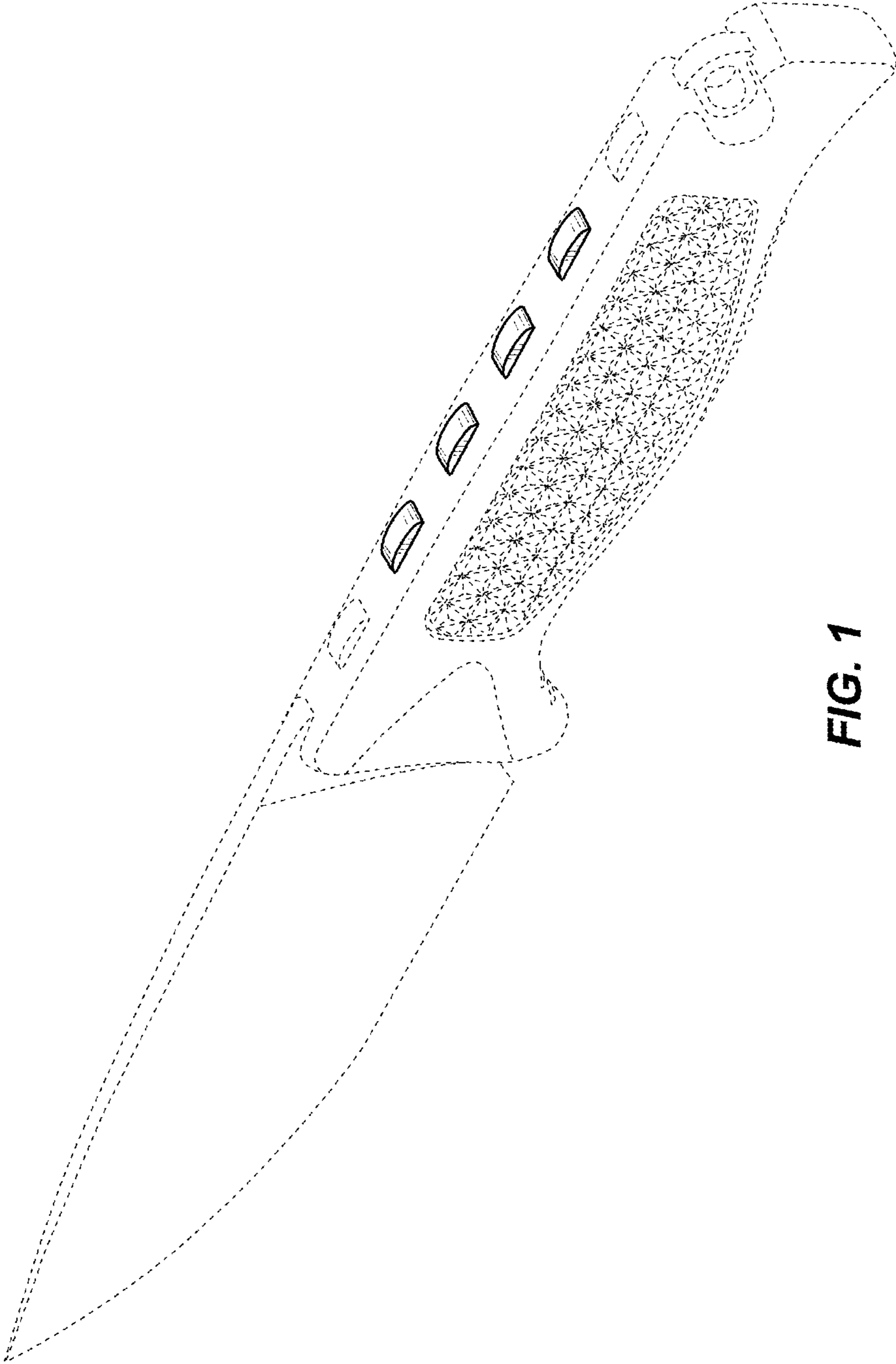


FIG. 1

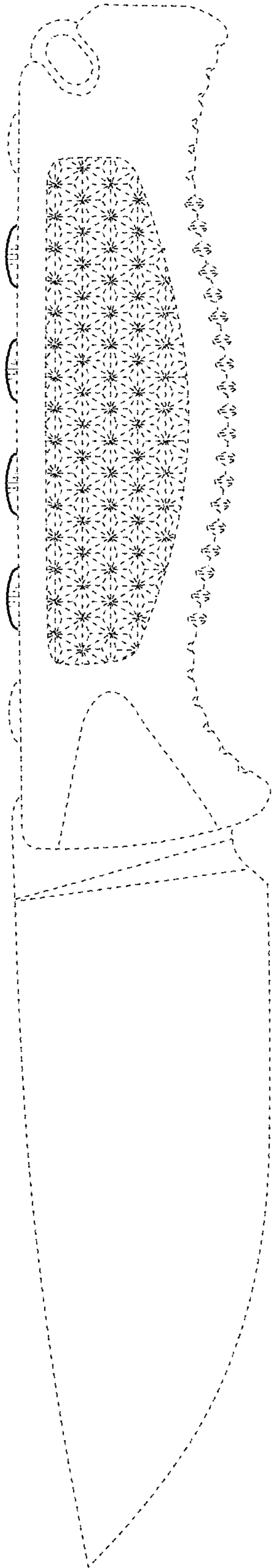


FIG. 2

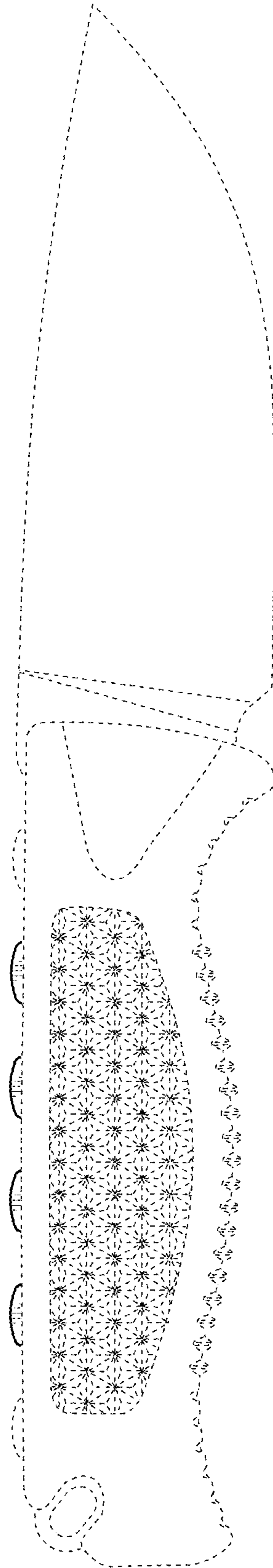


FIG. 3




FIG. 4

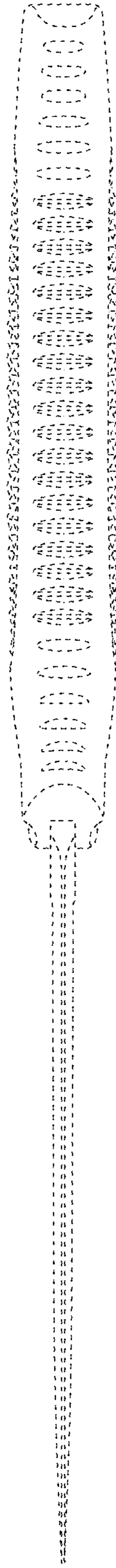


FIG. 5




FIG. 6

FIG. 7