



US00D936159S

(12) **United States Design Patent** (10) **Patent No.:** **US D936,159 S**  
**Ontiveros, Sr.** (45) **Date of Patent:** **\*\* Nov. 16, 2021**

(54) **FIGURE ATTACHED THROUGH WINDOW**

(71) Applicant: **Rubies II, LLC**, Westbury, NY (US)

(72) Inventor: **Michael Ontiveros, Sr.**, Carlsbad, CA (US)

(73) Assignee: **Rubies II, LLC**, Westbury, NY (US)

(\*\*) Term: **15 Years**

(21) Appl. No.: **29/673,927**

(22) Filed: **Dec. 18, 2018**

(51) **LOC (13) Cl.** ..... **21-01**

(52) **U.S. Cl.**  
USPC ..... **D21/630**

(58) **Field of Classification Search**  
USPC ..... D21/621, 622, 623, 630, 633, 658, 659,  
D21/660, 661; D11/125, 136, 160  
CPC ..... A63H 3/00  
See application file for complete search history.

(56) **References Cited**

**U.S. PATENT DOCUMENTS**

3,994,077	A	11/1976	Touchstone	
D453,034	S *	1/2002	Turk	D21/621
D589,956	S *	4/2009	Barker	D14/480.2
D822,771	S *	7/2018	Amburgey	D21/630
D834,657	S *	11/2018	Candido	D21/622

**OTHER PUBLICATIONS**

Slimer, Tom Spina Design, Ghostbusters Lifesize Slimer Statue Comes Back from the Dead!, RPF Craft Your Own Fandom, therpf.com, May 11, 2015.\*

JB-llaw 3D Hulk Sculpture Wall Hanging Art Decor, Mar. 23, 2021, <http://www.amazon.com/JB-llaw-Hulk-Sculpture-Hanging-Decor/dp/B08CZSKMTM> (2 pages).

\* cited by examiner

*Primary Examiner* — Zenia I Bennett  
(74) *Attorney, Agent, or Firm* — McCarter & English, LLP

(57) **CLAIM**


The ornamental design for figure attached through window, as shown and described.

**DESCRIPTION**

FIG. 1 is a front and exploded, perspective view of a figure attached through window, formed of 2 pieces, which when secured to the opposed faces of a window pane, visually seem like a creature is smashing through a pane of glass of a window, here in the form of a slimey faced character, according to the present design;  
FIG. 2 is a bottom plan view thereof;  
FIG. 3 is a top plan view thereof;  
FIG. 4 is a left side elevation view thereof;  
FIG. 5 is a right side elevation view thereof;  
FIG. 6 is a front view thereof; and,  
FIG. 7 is a rear view thereof.

The dotted lines in FIGS. 2-5 are for environmental purposes only. They represent a pane of glass to which the two sections of the present invention will be secured, when in use. The pane of glass forms no part of the present invention.

**1 Claim, 7 Drawing Sheets**






Fig 1

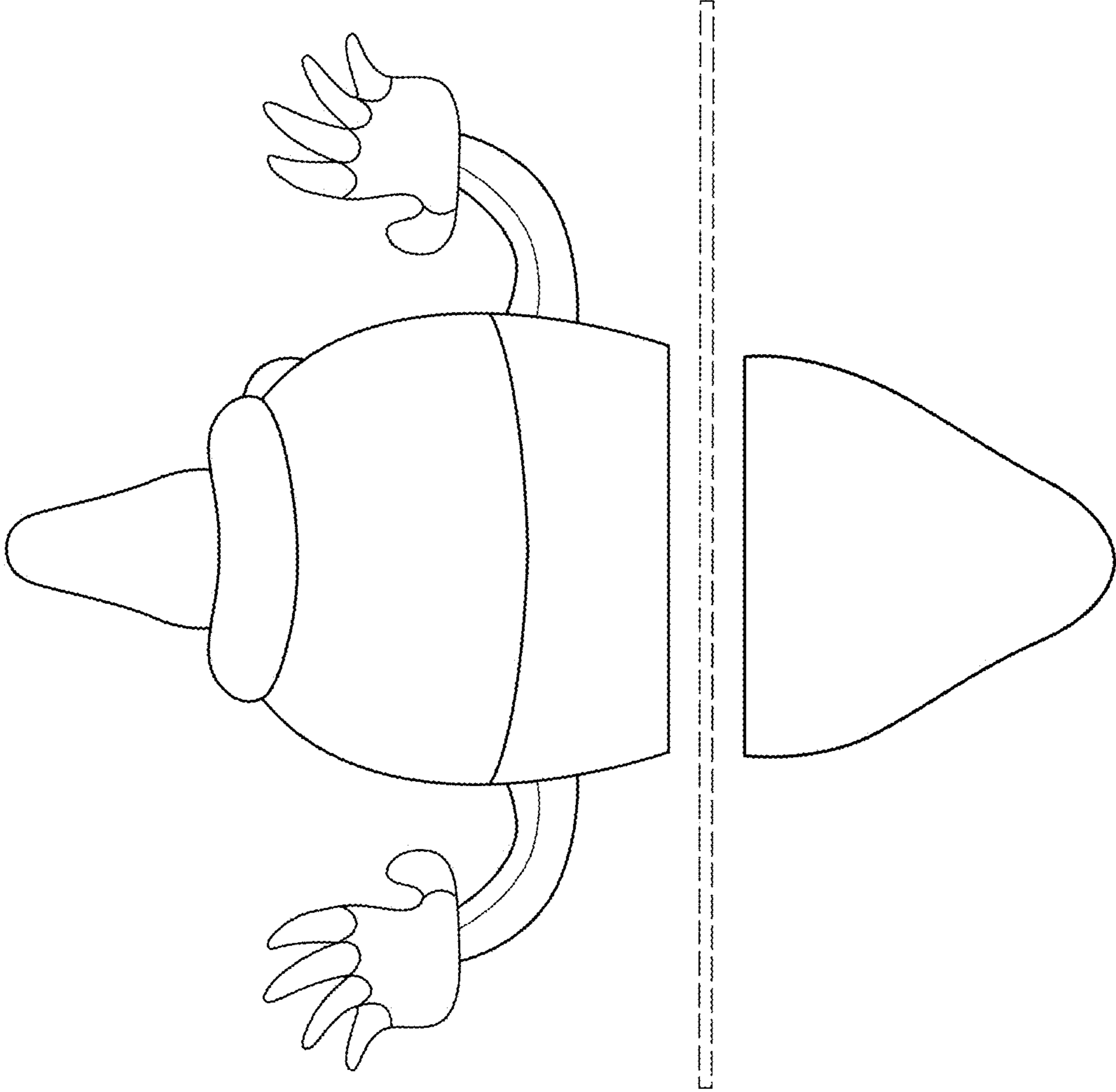


Fig 2

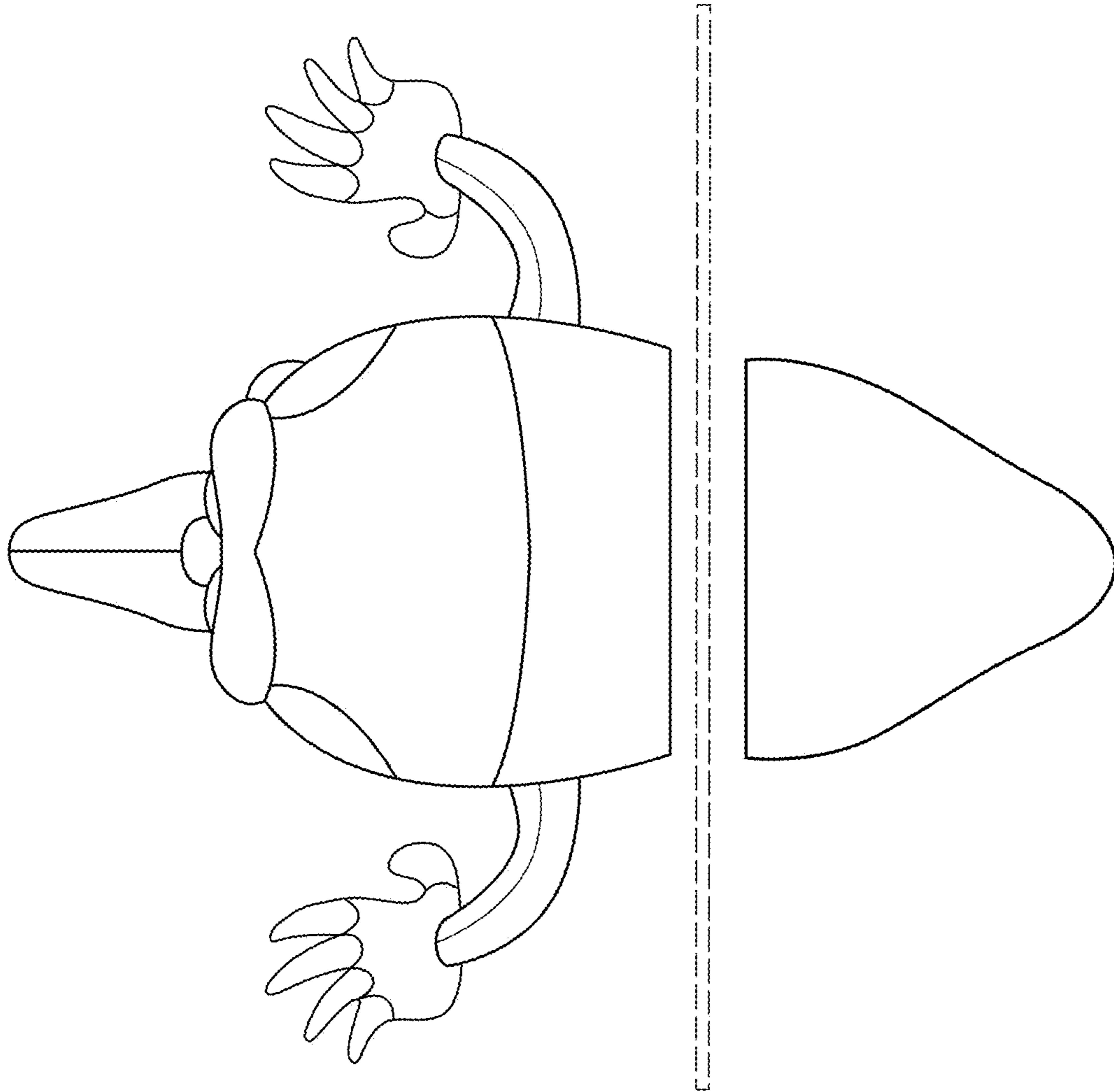


Fig 3

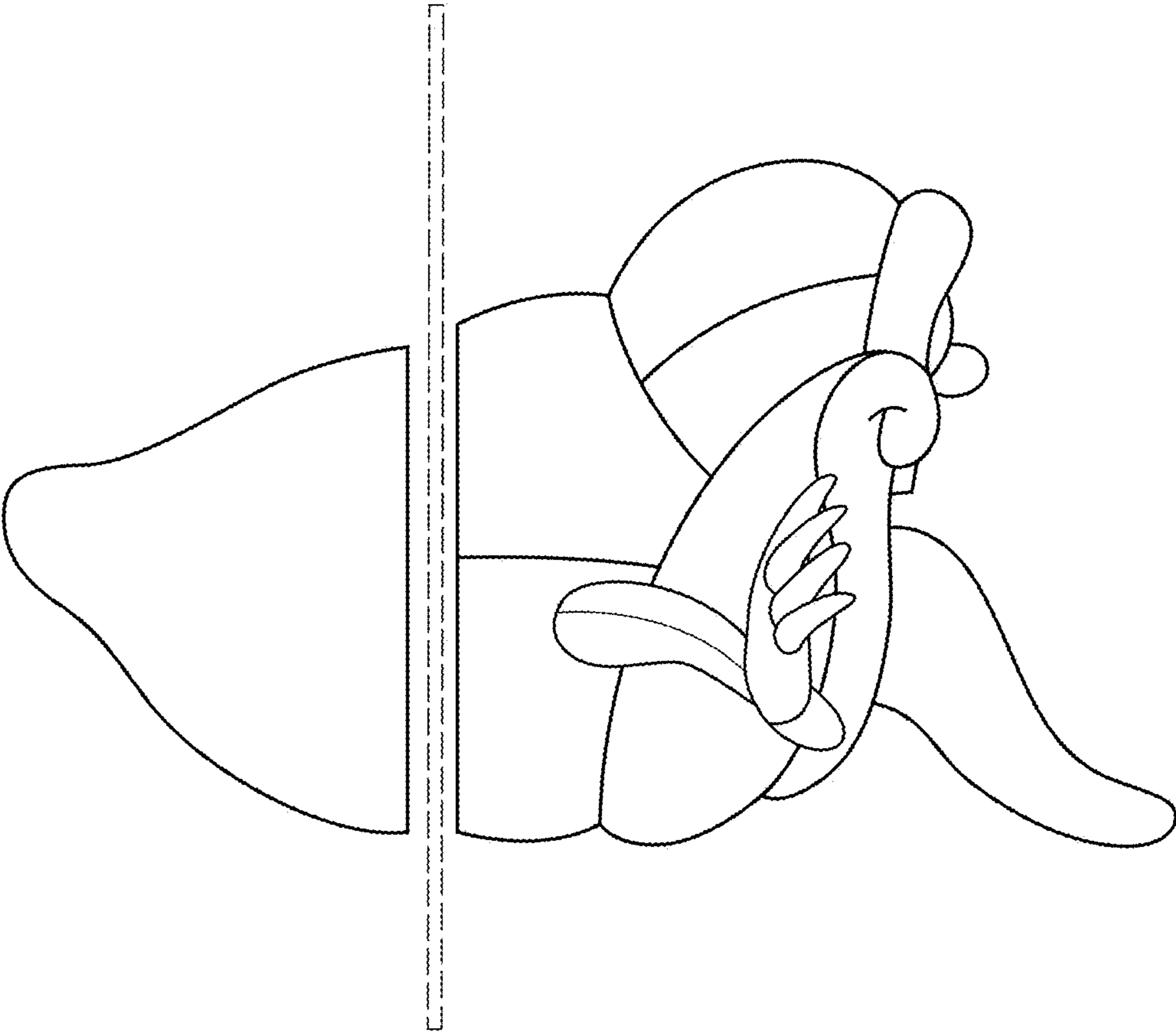


Fig 4

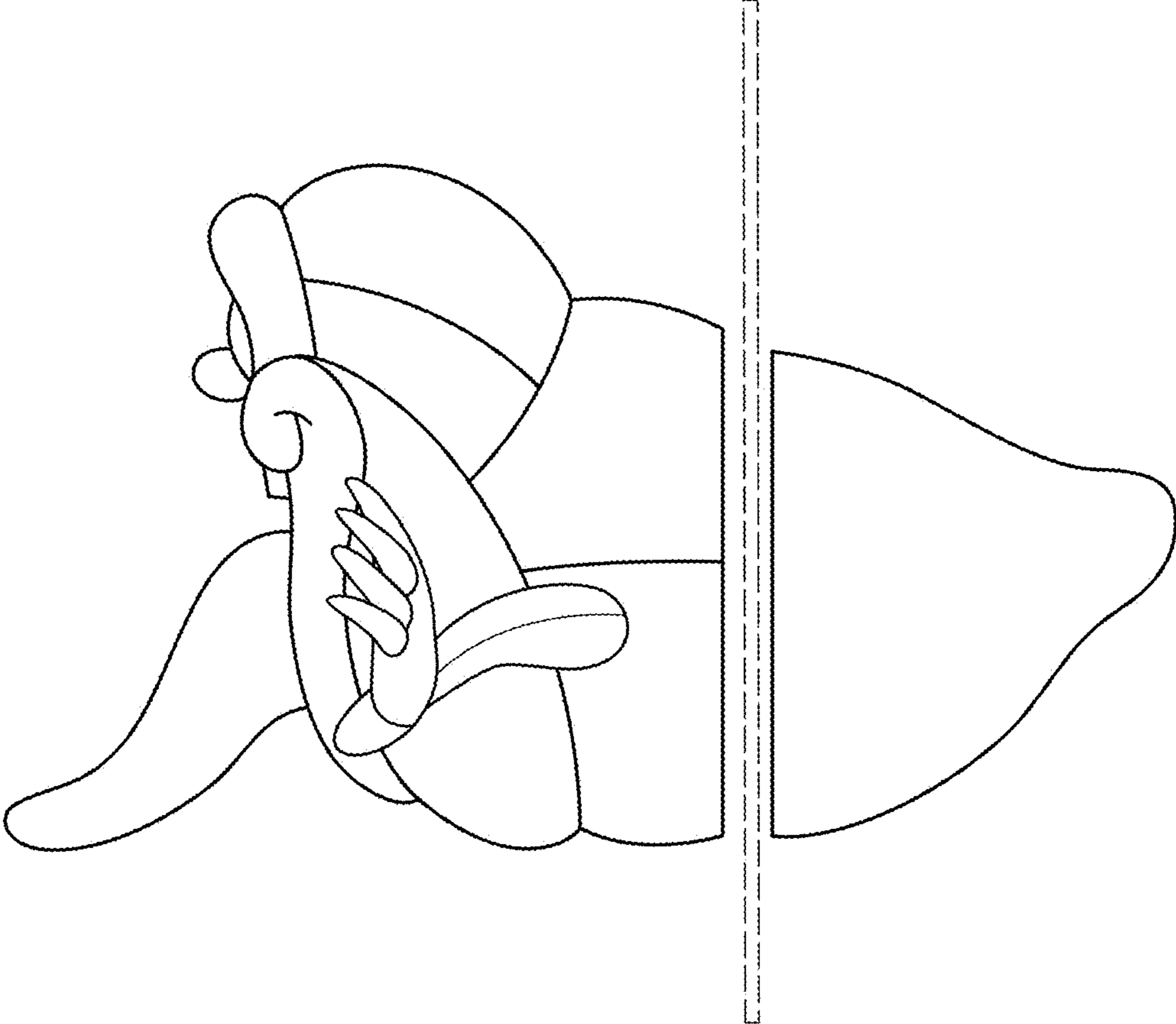


Fig 5






Fig 6




Fig 7