



US00D936149S

(12) **United States Design Patent** (10) **Patent No.:** **US D936,149 S**
Morisawa (45) **Date of Patent:** **** Nov. 16, 2021**

(54) **COVER FOR ELECTRONIC DEVICE**

FOREIGN PATENT DOCUMENTS

(71) Applicant: **SONY INTERACTIVE ENTERTAINMENT INC.**, Tokyo (JP)

CN 3562566 9/2006
CN 300818831 8/2008

(Continued)

(72) Inventor: **Yujin Morisawa**, Tokyo (JP)

OTHER PUBLICATIONS

(73) Assignee: **SONY INTERACTIVE ENTERTAINMENT INC.**, Tokyo (JP)

“Skin cover for PS5 Console”, posted Mar. 3, 2021 [Online],[Retrieved Apr. 21, 2021], retrieved from internet: <https://www.amazon.com/Replacement-Anti-Scratch-Protective-Playstation-Accessories/dp/B08XXCYXB6?th=1>.*

(**) Term: **15 Years**

Primary Examiner — Mehri F Bajoul

(21) Appl. No.: **29/757,398**

(74) *Attorney, Agent, or Firm* — Paratus Law Group, PLLC

(22) Filed: **Nov. 5, 2020**

(30) **Foreign Application Priority Data**

(57) **CLAIM**

May 22, 2020 (JP) 2020-010087 D

The ornamental design for a cover for electronic device, as shown and described.

(51) **LOC (13) Cl.** **21-01**

DESCRIPTION

(52) **U.S. Cl.**

USPC **D21/333**; D9/418

(58) **Field of Classification Search**

USPC D21/324, 330, 332, 333; D14/299, 496, D14/502, 505, 506; D13/168; D9/418
CPC A63F 13/24; A63F 9/00; A63F 9/24; A63F 11/00; A63F 13/00; A63F 13/02; A63F 2300/00; G07F 17/00

See application file for complete search history.

FIG. 1 is a perspective view of front, bottom and right side of a cover for electronic device showing my new design; FIG. 2 is a perspective view of front, bottom and left side thereof; FIG. 3 is a perspective view of rear, top and left side thereof; FIG. 4 is a perspective view of rear, bottom and left side thereof; FIG. 5 is a front view thereof; FIG. 6 is a rear view thereof; FIG. 7 is a left side view thereof; FIG. 8 is a right side view thereof; FIG. 9 is a top view thereof; FIG. 10 is a bottom view thereof; and, FIG. 11 is a perspective view thereof, showing the claimed design in condition of use.

(56) **References Cited**


U.S. PATENT DOCUMENTS

D362,869 S 10/1995 Oikawa
D462,351 S * 9/2002 Tanaka D14/356
D489,041 S 4/2004 Chen et al.
D543,954 S 6/2007 Hayes et al.
D543,955 S 6/2007 Hayes et al.
D570,854 S * 6/2008 Harris D14/454
D595,292 S 6/2009 Harden et al.
D595,293 S 6/2009 Harden et al.

The broken lines on the cover for electronic device depict portions that form no part of the claimed design. The broken lines showing the electronic device, in FIG. 11, illustrate environmental structure that form no part of the claimed design.

(Continued)

1 Claim, 7 Drawing Sheets



(56)

References Cited

FOREIGN PATENT DOCUMENTS

U.S. PATENT DOCUMENTS			FOREIGN PATENT DOCUMENTS		
			CN	304220709	7/2017
			CN	305498603	12/2019
D624,913 S	10/2010	Chen et al.	EM	001011332-0001	10/2008
D695,282 S	12/2013	Malasani et al.	EM	008253801-0004	11/2020
D697,901 S	1/2014	Gao et al.	EM	008253801-0005	* 11/2020
D766,984 S *	9/2016	Chatterjee D14/496	GB	2032737	12/1993
D798,904 S	10/2017	Jaggers et al.	GB	2050791	7/1996
D801,434 S	10/2017	Schoolmeester	GB	2065335	9/1998
D805,130 S *	12/2017	Sparks D21/332	JP	D1145753	7/2002
D808,387 S	1/2018	Ootori	JP	D1391871	7/2010
D811,483 S	2/2018	Sumii	JP	D1492646	3/2014
D821,501 S	6/2018	Sumii	JP	D1508965	10/2014
D826,335 S *	8/2018	Christie D21/332	JP	D1551869	5/2016
D842,847 S *	3/2019	Walliser D14/240	JP	D1566975	12/2016
D844,578 S *	4/2019	Seflic D14/125	JP	D1566977	12/2016
D845,395 S *	4/2019	Strahle D21/333			
D878,359 S	3/2020	Jaggers et al.			
D896,217 S	9/2020	Jaggers et al.			
D905,161 S *	12/2020	Ledbetter D21/332			

* cited by examiner

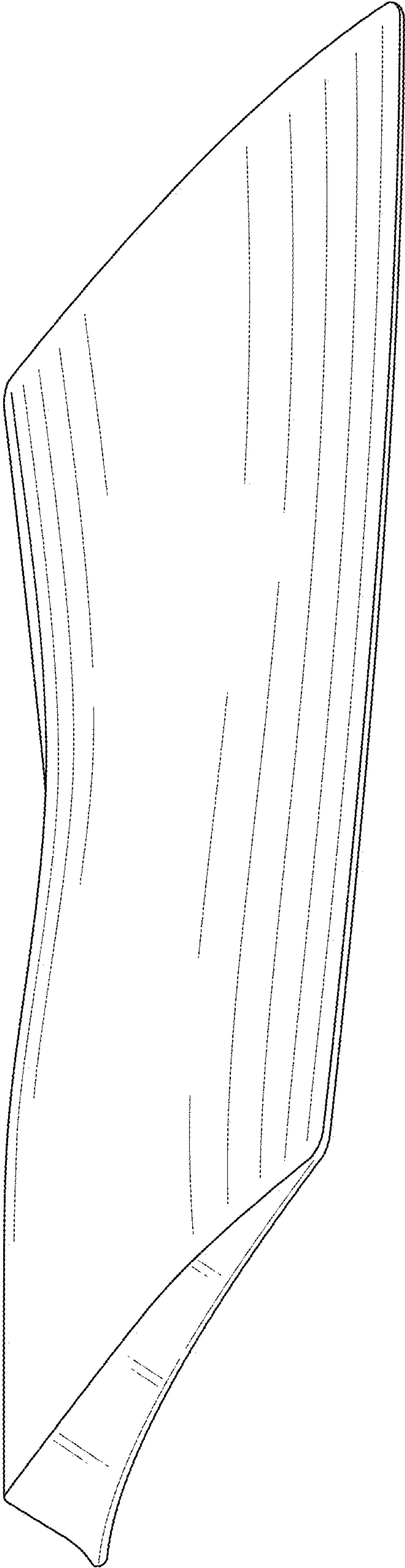


FIG. 1

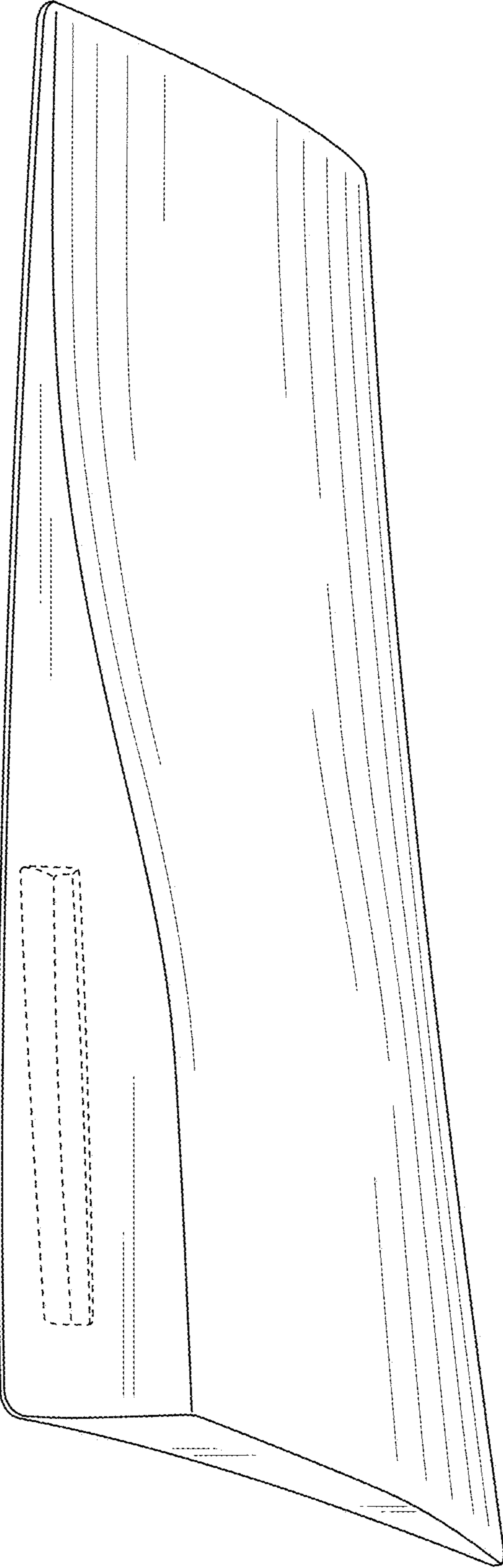


FIG. 2

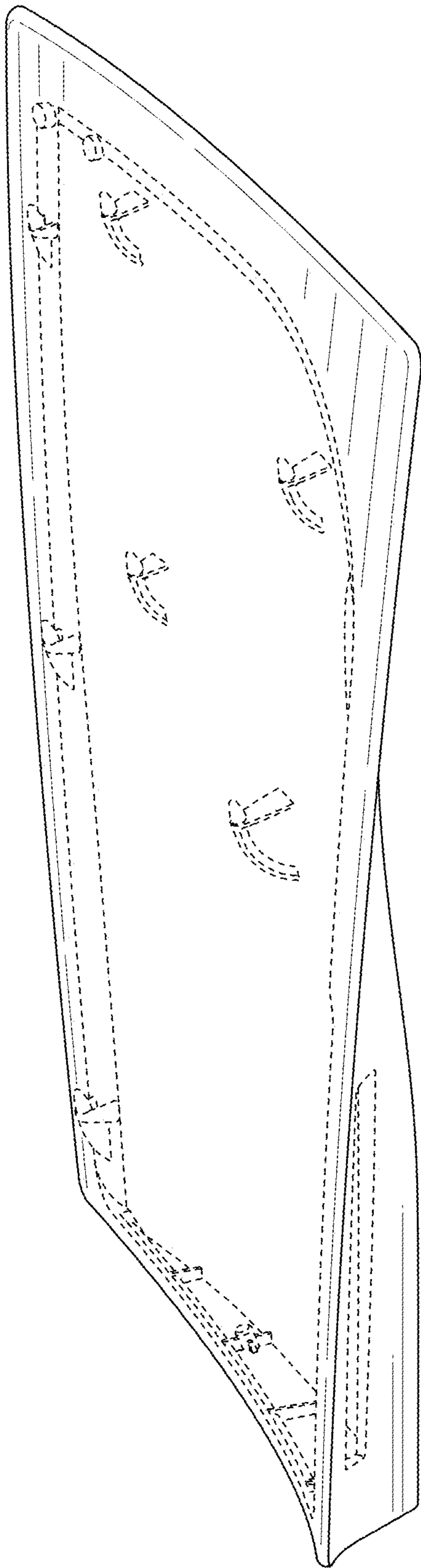


FIG. 3

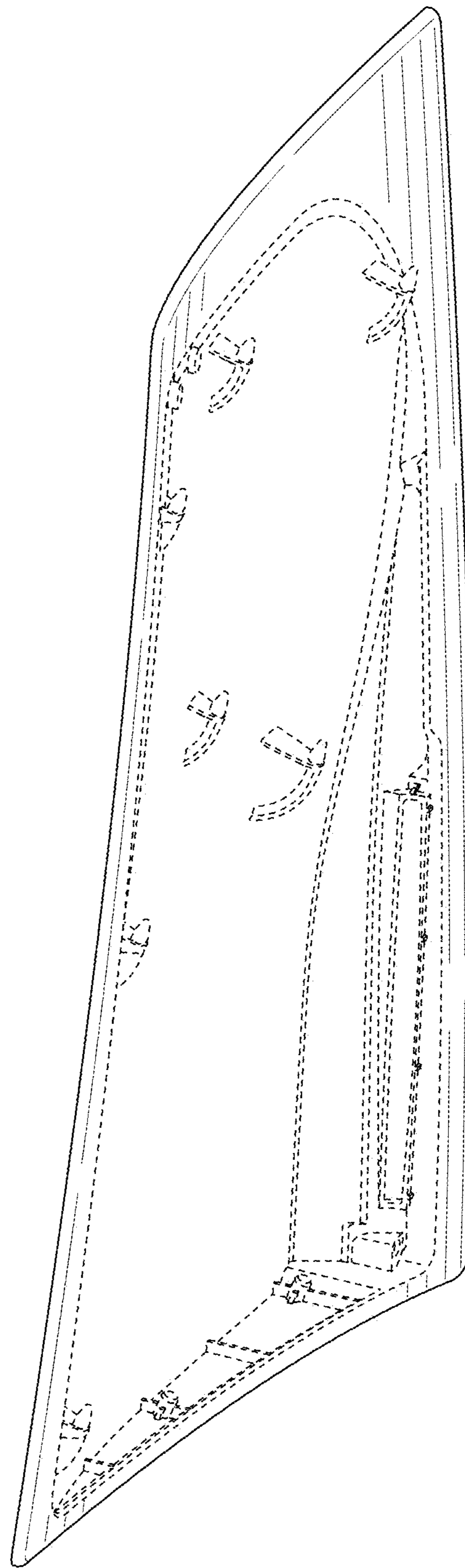


FIG. 4

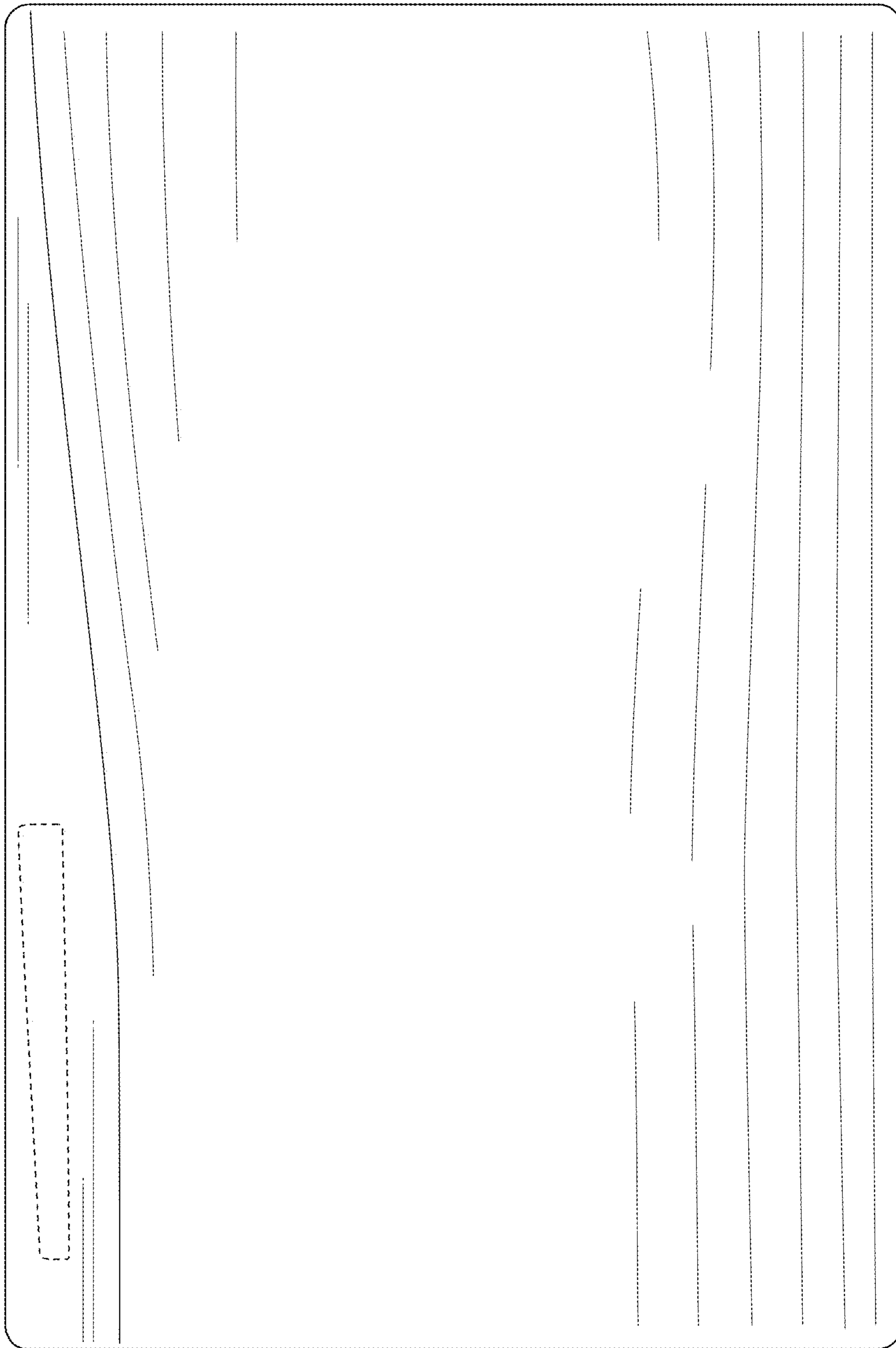


FIG. 5

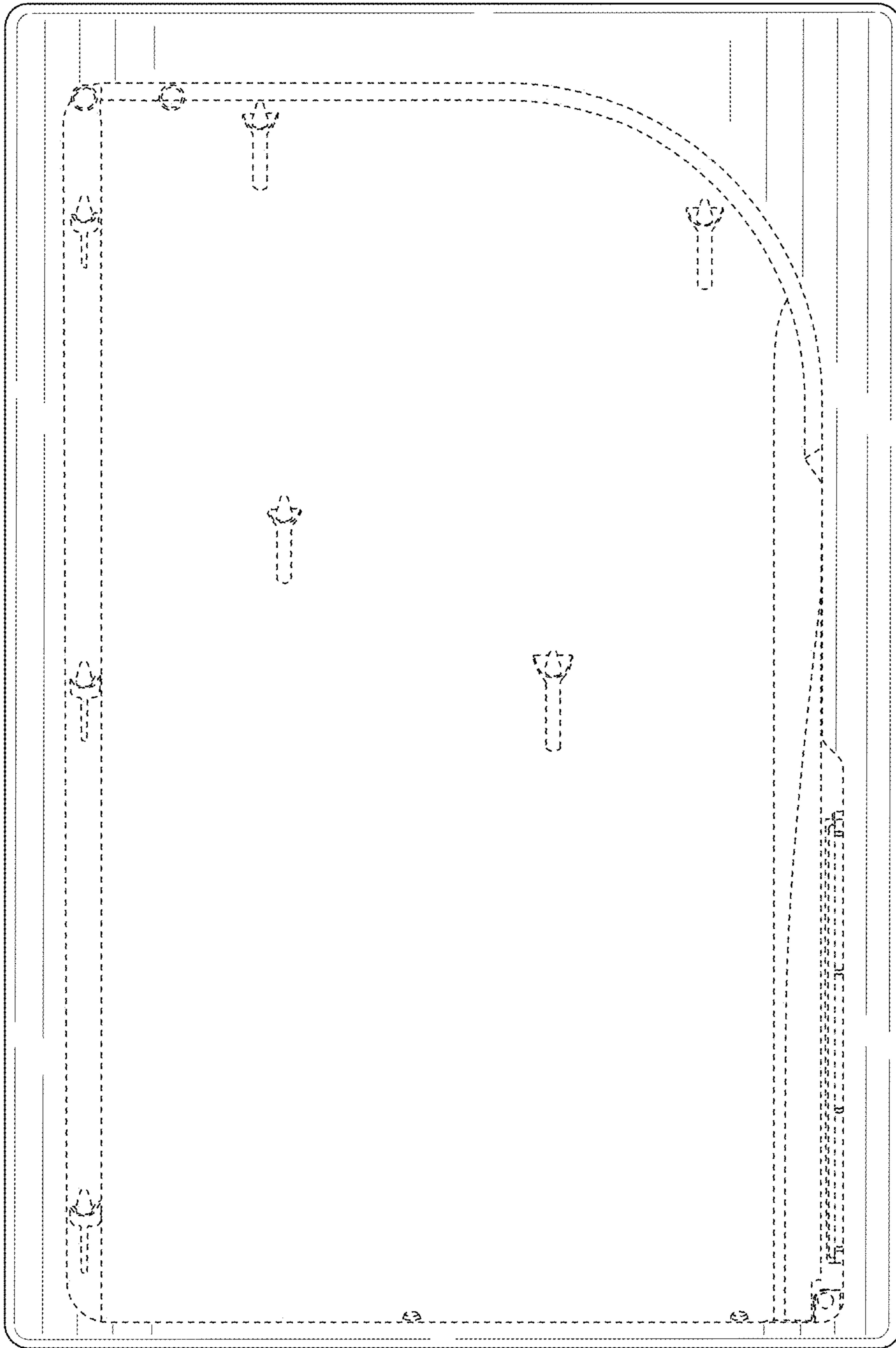


FIG. 6

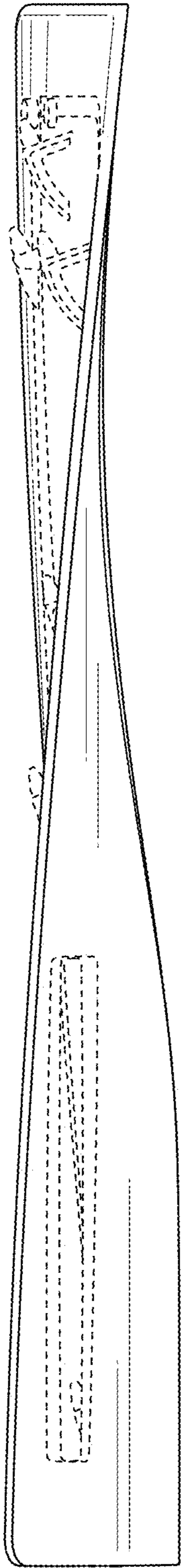


FIG. 7

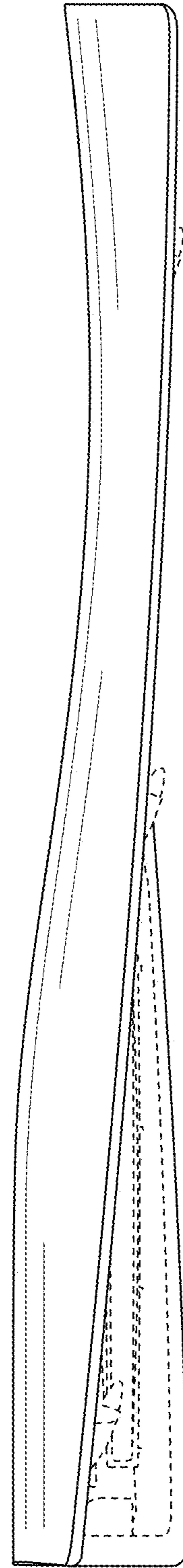


FIG. 8

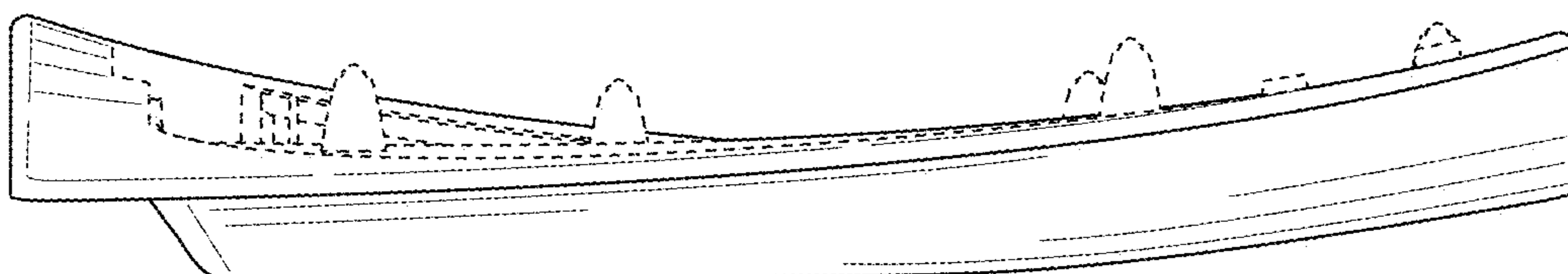


FIG. 9

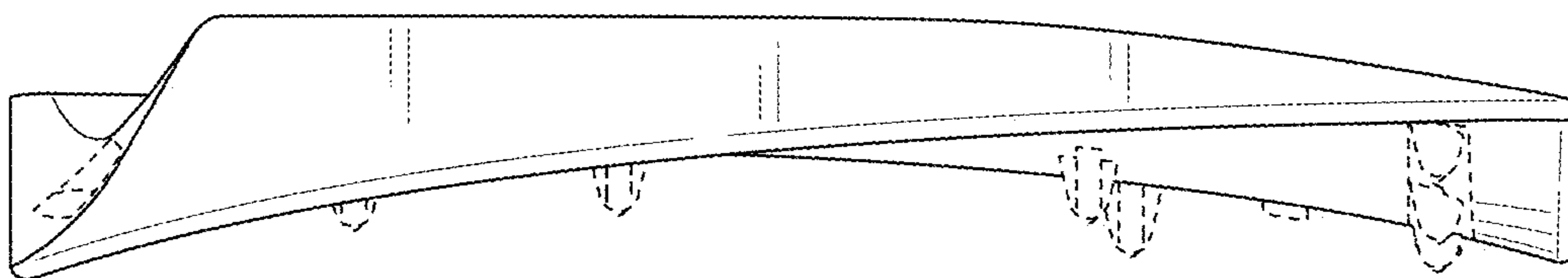


FIG. 10

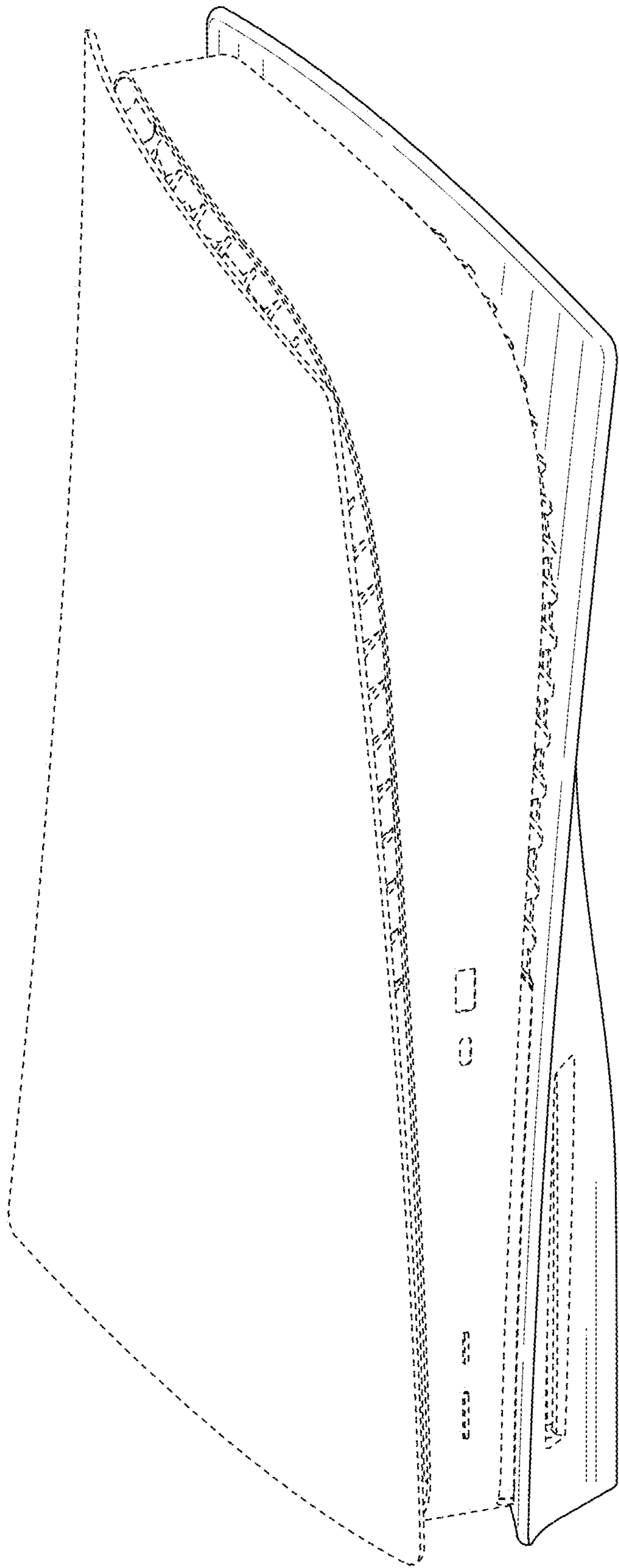


FIG. 11