



US00D936142S

(12) **United States Design Patent**
Lan

(10) **Patent No.:** **US D936,142 S**

(45) **Date of Patent:** **** Nov. 16, 2021**

- (54) **PEN**
- (71) Applicant: **Jianfei Lan**, Lishui (CN)
- (72) Inventor: **Jianfei Lan**, Lishui (CN)
- (**) Term: **15 Years**
- (21) Appl. No.: **29/773,898**
- (22) Filed: **Mar. 12, 2021**
- (51) **LOC (13) Cl.** **19-06**
- (52) **U.S. Cl.**
USPC **D19/169**
- (58) **Field of Classification Search**
USPC D19/115-204; D14/411
CPC . B43K 5/005; B43K 7/12; B43K 8/00; B43K
8/002; B43K 8/004; B43K 8/006; B43K
21/003; B43K 21/006; B43K 23/004
See application file for complete search history.

D662,986 S *	7/2012	Liu	D19/169
D669,896 S	10/2012	Nakata	
D694,756 S	12/2013	Nakata	
D708,616 S	7/2014	Nakata	
D743,486 S	11/2015	Zander	
D770,071 S	10/2016	Windom et al.	
D791,873 S *	7/2017	Pennington	D19/173
D809,169 S	1/2018	Grandadam	
D835,191 S *	12/2018	Jin	D19/169
D846,024 S *	4/2019	Yu	D19/163
D867,453 S *	11/2019	Xie	D19/164
D867,454 S *	11/2019	Zhang	D19/164
D878,463 S *	3/2020	Casciotti	D19/174
D884,789 S *	5/2020	Iwao	D19/164
D903,763 S *	12/2020	Zhang	D19/196
D911,442 S *	2/2021	You	D19/169
D912,148 S *	3/2021	Zhang	D19/197

(Continued)

Primary Examiner — Elizabeth A. Albert
(74) *Attorney, Agent, or Firm* — Rumit Ranjit Kanakia

(56) **References Cited**

U.S. PATENT DOCUMENTS

1,490,231 A *	4/1924	Poole	B43K 25/022
			24/11 M
D137,866 S *	5/1944	Loewy	D19/163
D277,393 S *	1/1985	Oyabu	401/202
D280,737 S *	9/1985	Verhaegue	D19/169
D303,990 S *	10/1989	Petterson	D19/168
D323,673 S *	2/1992	Gomez	D19/169
D324,236 S *	2/1992	Gomez	D19/169
D326,868 S *	6/1992	Nitta	D19/169
D354,309 S *	1/1995	Lin	D10/31
D423,049 S *	4/2000	Kohlhase	D19/169
D448,407 S *	9/2001	Huang	D19/169
D467,970 S *	12/2002	Beneyto	D19/169
D541,341 S *	4/2007	Oi	D19/169
D598,954 S *	8/2009	Wang	D19/170
D601,627 S *	10/2009	Liu	D19/169
D610,616 S *	2/2010	Li	D19/173
D638,062 S *	5/2011	Wang	D19/169

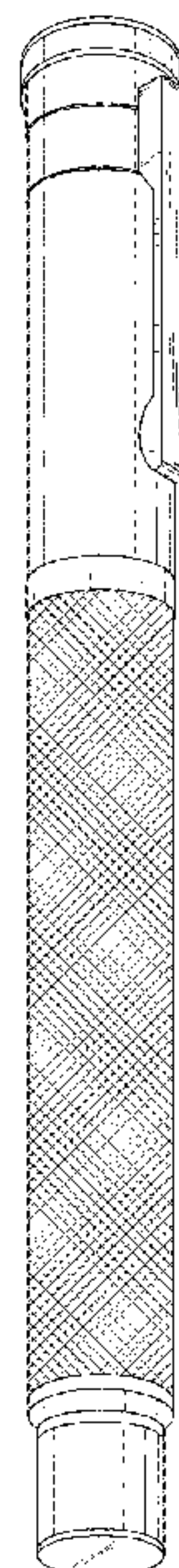
(57) **CLAIM**

I claim the ornamental design for a pen, as shown and described.

DESCRIPTION

FIG. 1 is a perspective view of a pen showing my new design;
FIG. 2 is a front view thereof;
FIG. 3 is a back view thereof;
FIG. 4 is a right-side view thereof;
FIG. 5 is a left-side view thereof;
FIG. 6 is a top view thereof;
FIG. 7 is a bottom view thereof; and,
FIG. 8 is perspective view of a pen showing in open position.
The broken lines in the drawings depict portions of the pen that form no part of the claimed design.

1 Claim, 5 Drawing Sheets



(56)

References Cited

U.S. PATENT DOCUMENTS

D914,090 S * 3/2021 Fish D19/163
2020/0270778 A1 * 8/2020 Bogan D03D 1/0088

* cited by examiner




FIG. 1




FIG. 2




FIG. 3

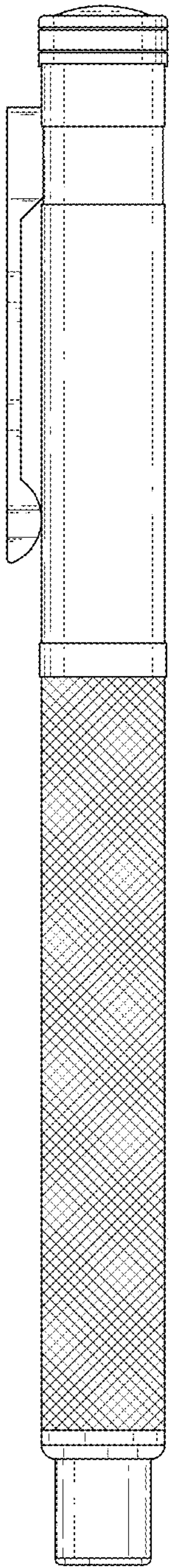


FIG. 4

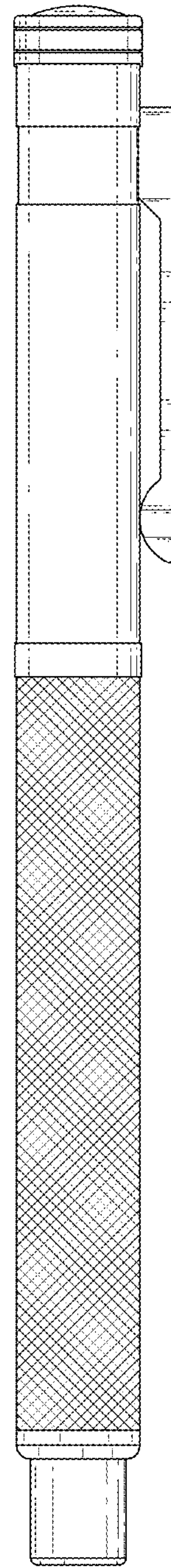


FIG. 5

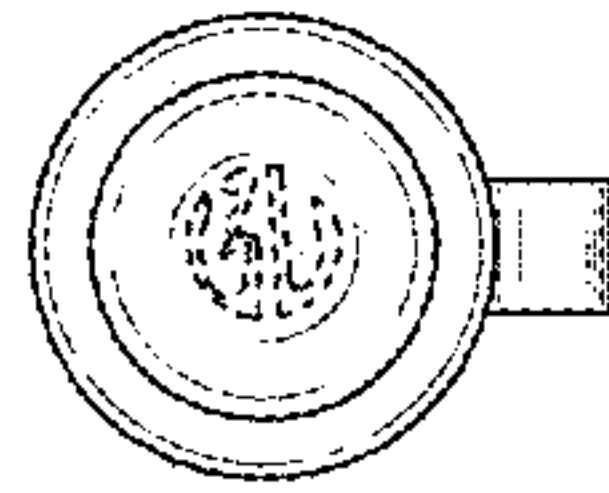


FIG. 6

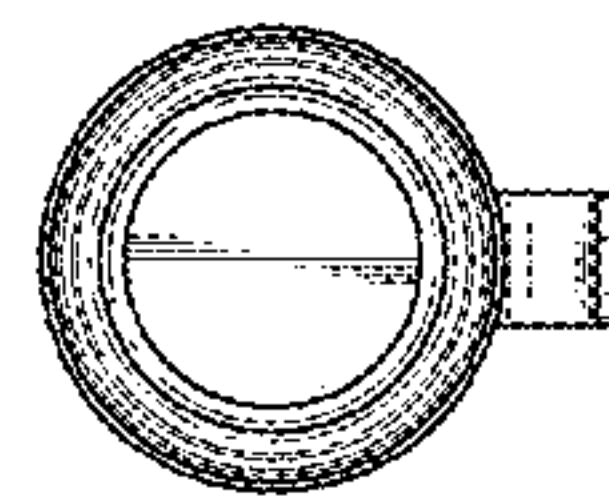


FIG. 7

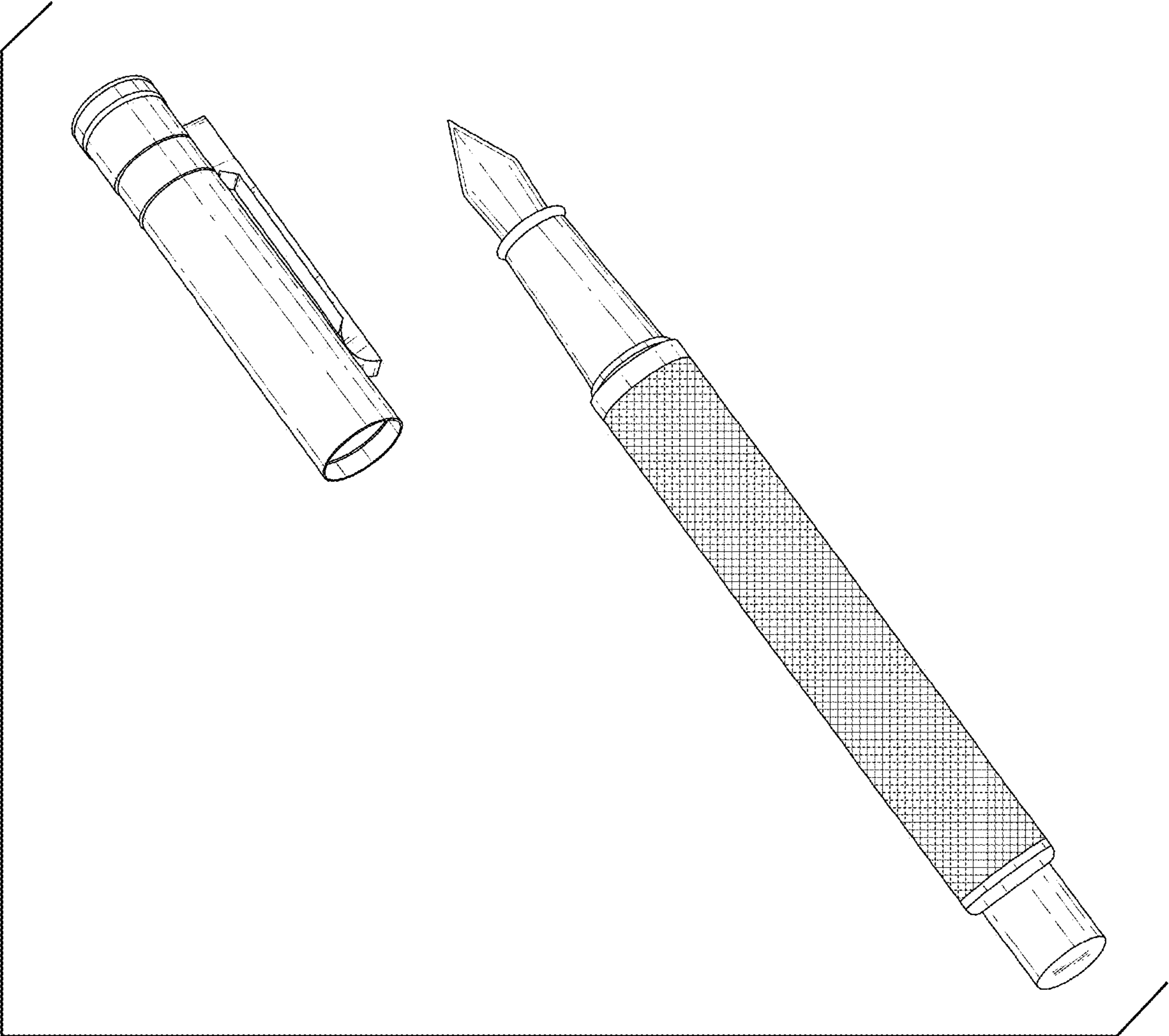


FIG. 8