



US00D936117S

(12) **United States Design Patent** (10) **Patent No.:** **US D936,117 S**
Allen et al. (45) **Date of Patent:** **** Nov. 16, 2021**

(54) **STEP DRILL BIT**
(71) Applicant: **MILWAUKEE ELECTRIC TOOL CORPORATION**, Brookfield, WI (US)
(72) Inventors: **Douglas W. Allen**, Oconomowoc, WI (US); **Courtney D. McCool**, Menomonee Falls, WI (US); **Smith C. Theiler**, Plymouth, WI (US); **Richard Hohnl, Jr.**, Racine, WI (US)

499,098 A 6/1893 Comstock
550,190 A 11/1895 Myers
716,557 A 12/1902 Klingensmith
938,484 A 11/1909 Hanson
1,620,536 A 3/1927 Gairing
2,193,186 A 3/1940 Bannister
2,276,532 A 3/1942 Welty
2,389,909 A 11/1945 Hofbauer
2,555,746 A 6/1951 Horsky et al.
2,607,562 A * 8/1952 Phipps E21B 10/26
175/391

(Continued)

(73) Assignee: **Milwaukee Electric Tool Corporation**, Brookfield, WI (US)

FOREIGN PATENT DOCUMENTS

(**) Term: **15 Years**

CN 2623387 Y 7/2004
CN 2820394 Y 9/2006

(Continued)

(21) Appl. No.: **29/713,951**

(22) Filed: **Nov. 20, 2019**

OTHER PUBLICATIONS

United Kingdom Intellectual Property Office Search and Examination Report for Application No. GB2002306.5 dated Mar. 26, 2020 (5 pages).

(Continued)

Related U.S. Application Data

(60) Continuation of application No. 16/250,175, filed on Jan. 17, 2019, now Pat. No. 10,695,845, which is a continuation of application No. 15/668,874, filed on Aug. 4, 2017, now Pat. No. 10,252,351, which is a division of application No. 14/297,777, filed on Jun. 6, 2014, now Pat. No. 9,731,358.

Primary Examiner — Darlington Ly
(74) *Attorney, Agent, or Firm* — Michael Best & Friedrich LLP

(51) **LOC (13) Cl.** **15-09**
(52) **U.S. Cl.**
USPC **D15/139; D8/70**

(57) **CLAIM**

We claim the ornamental design for a step drill bit, as shown and described.

(58) **Field of Classification Search**
USPC D8/20, 86, 70; D15/132, 138, 139
CPC ... B23B 51/0081; B23B 51/009; B23B 51/02; B23B 35/00; B27G 15/00
See application file for complete search history.

DESCRIPTION

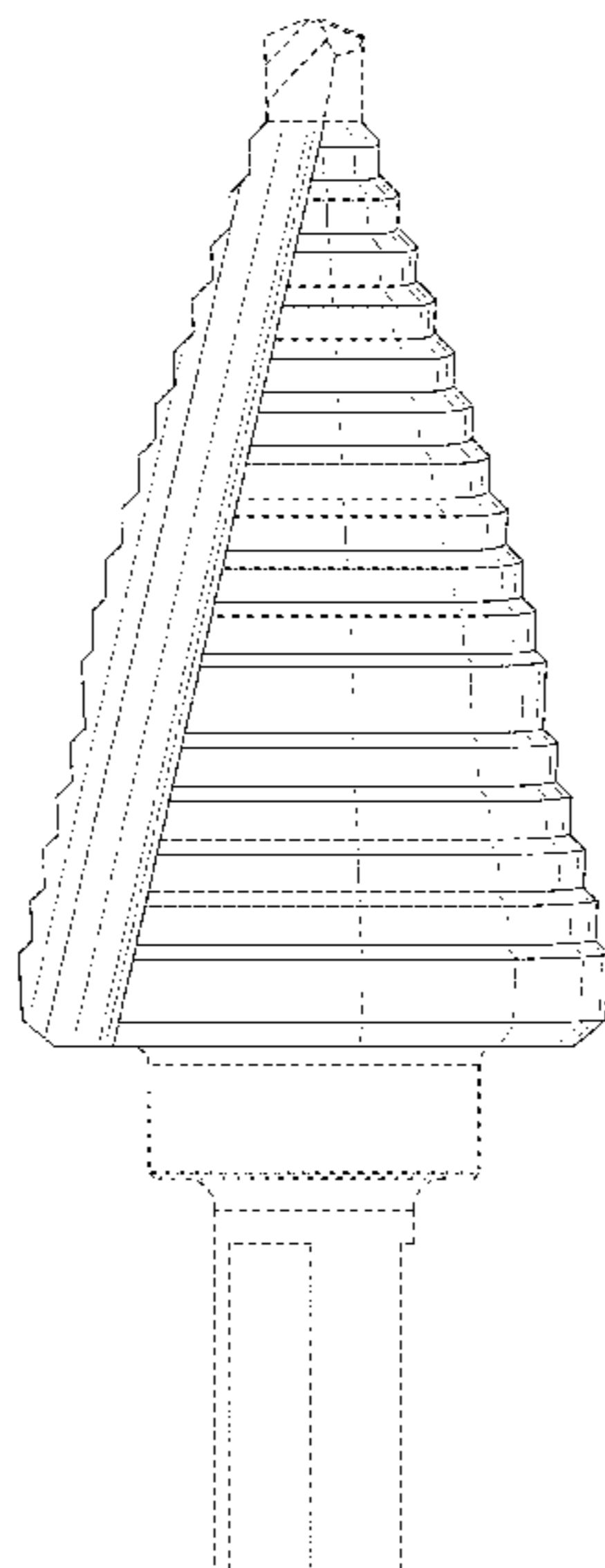
FIG. 1 is a left side elevation view of a step drill bit embodying our new design; FIG. 2 is a front elevation view thereof; and, FIG. 3 is an enlarged top plan view thereof. Portions of the step drill bit shown in broken lines form no part of the claimed design.

(56) **References Cited**

U.S. PATENT DOCUMENTS

213,937 A 4/1879 Reichardt
347,864 A 8/1886 Berg

1 Claim, 3 Drawing Sheets



(56)

References Cited

U.S. PATENT DOCUMENTS

D178,899 S 10/1956 Olsen
 2,786,373 A 3/1957 Patton
 2,855,181 A 10/1958 Olsen
 2,897,696 A * 8/1959 Tisserant B23B 51/009
 408/225
 2,984,130 A 5/1961 Lentz
 3,076,356 A 2/1963 Simich
 3,564,945 A * 2/1971 Bradley B23B 51/009
 408/224
 3,645,640 A * 2/1972 Zukas B23B 51/167
 408/192
 3,696,875 A 10/1972 Cortes
 3,758,222 A * 9/1973 Oakes B23B 51/009
 408/224
 3,768,581 A 10/1973 Rederon
 3,836,278 A 9/1974 McInnes
 4,032,251 A 6/1977 Ribich
 4,073,354 A 2/1978 Rowley et al.
 4,098,363 A 7/1978 Rohde et al.
 4,116,578 A 9/1978 Gelfand et al.
 4,127,355 A * 11/1978 Oakes B23B 51/009
 408/220
 4,189,266 A * 2/1980 Koslow B23B 51/0009
 408/224
 4,207,954 A 6/1980 Jerome
 4,244,432 A 1/1981 Rowley et al.
 4,351,401 A 9/1982 Fielder
 4,360,069 A 11/1982 Davis
 4,561,812 A 12/1985 Linden
 4,582,458 A * 4/1986 Korb B23B 51/009
 408/224
 4,662,803 A 5/1987 Arnold
 4,815,902 A 3/1989 Durfee, Jr.
 4,932,815 A 6/1990 Krauss
 5,174,692 A 12/1992 Martin
 5,273,380 A 12/1993 Musacchia
 5,288,183 A 2/1994 Chaconas et al.
 5,326,196 A 7/1994 Noll
 5,427,477 A 6/1995 Weiss
 5,452,971 A 9/1995 Nevills
 5,466,100 A * 11/1995 Ahluwalia B23B 31/005
 408/224
 5,622,462 A 4/1997 Gakhar et al.
 5,807,039 A 9/1998 Booher et al.
 5,915,893 A * 6/1999 Miyanaga B23B 51/009
 408/202
 6,021,857 A 2/2000 Birk
 6,190,097 B1 2/2001 Thomas
 6,290,438 B1 9/2001 Papajewski
 D449,627 S 10/2001 Tateno et al.
 6,428,250 B2 8/2002 Giebmanns
 6,796,759 B2 * 9/2004 Aasgaard B21J 15/048
 408/224
 6,890,133 B2 5/2005 Singh et al.
 D526,670 S * 8/2006 Ibey D15/139
 7,171,871 B2 2/2007 Kozak
 7,357,606 B1 4/2008 Pettit et al.
 7,455,485 B2 11/2008 Boyd et al.
 7,458,646 B2 12/2008 Marathe et al.
 7,871,224 B2 1/2011 Dost et al.
 8,029,215 B2 * 10/2011 Gentry B23P 15/32
 408/224
 8,070,397 B2 * 12/2011 Durfee B27G 15/00
 408/213
 8,070,398 B2 * 12/2011 Durfee B27G 15/00
 408/213
 8,215,206 B2 7/2012 Kozak et al.
 8,388,280 B1 * 3/2013 Ison B23B 51/0081
 408/224
 8,622,666 B2 * 1/2014 Kozak B23B 35/00
 408/225
 8,764,355 B2 * 7/2014 Durfee B23B 51/009
 408/225

8,784,017 B2 * 7/2014 Ibarra B27G 15/00
 408/214
 9,676,041 B2 * 6/2017 Allen B23B 51/0081
 9,687,915 B2 * 6/2017 Durfee B23B 51/009
 9,731,358 B2 * 8/2017 Allen B23B 51/0081
 10,058,929 B2 * 8/2018 Durfee B23B 51/009
 10,245,656 B2 * 4/2019 Piper B23B 51/009
 10,328,500 B2 * 6/2019 Morton B24B 19/04
 10,421,130 B2 * 9/2019 Essen B23B 51/009
 D872,783 S * 1/2020 Parendo D15/139
 D881,241 S * 4/2020 Parendo D15/139
 D892,183 S * 8/2020 Parendo D15/139
 2001/0010784 A1 8/2001 Giebmanns
 2003/0202853 A1 10/2003 Ko et al.
 2004/0062619 A1 4/2004 Ruppert
 2004/0076483 A1 * 4/2004 Singh B23B 51/009
 408/1 R
 2004/0129125 A1 7/2004 Colquhoun
 2004/0265082 A1 12/2004 Abrams
 2006/0085005 A1 4/2006 Kenealy, III et al.
 2006/0093448 A1 5/2006 Kelsey
 2006/0150780 A1 7/2006 Chen
 2007/0020057 A1 1/2007 Chen
 2007/0264094 A1 * 11/2007 Seeley B23B 51/009
 408/224
 2008/0029311 A1 * 2/2008 Seeley B23B 51/009
 175/413
 2008/0085488 A1 4/2008 Lazarof
 2008/0166195 A1 * 7/2008 Gentry B23P 15/32
 408/224
 2008/0166196 A1 7/2008 Zhu
 2010/0054881 A1 3/2010 Thomas et al.
 2010/0092259 A1 4/2010 Borschert et al.
 2010/0254779 A1 10/2010 Wedner
 2010/0260567 A1 10/2010 Kauper
 2011/0038679 A1 * 2/2011 Kozak B23B 51/009
 408/1 BD
 2011/0091297 A1 4/2011 Itoh et al.
 2011/0116884 A1 5/2011 Li
 2011/0268517 A1 11/2011 Bomireddy et al.
 2012/0082523 A1 4/2012 Bozkurt
 2012/0195704 A1 * 8/2012 White B23B 51/0081
 408/224
 2012/0207557 A1 * 8/2012 Durfee B23B 51/009
 408/223
 2014/0023445 A1 * 1/2014 Allen B23B 51/0081
 408/144
 2014/0363244 A1 * 12/2014 Allen B23B 51/02
 408/16
 2014/0369776 A1 * 12/2014 Durfee B23B 51/009
 408/224
 2017/0129022 A1 * 5/2017 Durfee B23B 51/009

FOREIGN PATENT DOCUMENTS

CN 2822839 Y 10/2006
 CN 1891383 A 1/2007
 CN 201012402 Y 1/2008
 CN 201012404 Y 1/2008
 CN 201020559 Y 2/2008
 CN 101288912 A 10/2008
 CN 201151004 Y 11/2008
 CN 201565643 U 9/2010
 CN 201579463 U 9/2010
 DE 1041324 B 10/1958
 DE 246060 5/1987
 DE 19526686 A1 3/1996
 DE 29703475 U1 6/1997
 DE 29904042 7/1999
 DE 29904042 U1 7/1999
 DE 19903276 A1 8/2000
 DE 20015550 U1 10/2000
 DE 19950390 A1 4/2001
 DE 20303656 U1 6/2003
 DE 20318529 U1 5/2005
 DE 202008000368 U1 4/2008
 DE 202010006336 U1 9/2010
 DE 202014010622 2/2016

(56)

References Cited

FOREIGN PATENT DOCUMENTS

EP	0482982	A1	4/1992
EP	0811449	A2	12/1997
EP	1340573	B1	7/2006
EP	1924381	B1	7/2009
EP	2799171		11/2014
GB	540073	A	10/1941
GB	2050214		1/1981
GB	2405820	A	3/2005
GB	2419555	A	5/2006
JP	63016912	A	1/1988
JP	7156007	A	6/1995
JP	9103905	A	4/1997
JP	9212008	A	8/1997
JP	9285907	A	11/1997
JP	9323209	A	12/1997
JP	11239907	A	9/1999
JP	2006082420	A	3/2006
JP	2007007831		1/2007
JP	2007203396	A	8/2007
JP	2014054680		3/2014
WO	WO 1983/001215	A1	4/1983

WO	WO 2001/010587	A1	2/2001
WO	WO 2004082874		9/2004
WO	WO 2008/092386	A1	8/2008
WO	WO 2014197761		12/2014

OTHER PUBLICATIONS

RUKO Step Drill Catalog, pp. 59-68, publicly available at least as early as Jun. 2, 2011.

Bosch Step Drill Bit with Spiral Flute, publicly available at least as early as Jun. 2, 2011.

RUKO Tools—Step Drill Bits, vol. 13, e 33-3, publicly available at least as early as Jun. 2, 2011.

International Search Report and Written Opinion for Application No. PCT/US2014/041221 dated Sep. 26, 2014 (21 pages).

German Patent Office Action for Application No. 112014002733.2 dated Mar. 21, 2019 (16 pages including English translation).

European Patent Office Extended Search Report for Application No. 19171221.5 dated Aug. 23, 2019 (14 pages).

United Kingdom Intellectual Property Office Action for Application No. GB1518486.4 dated Nov. 7, 2019 (5 pages).

* cited by examiner




FIG. 1

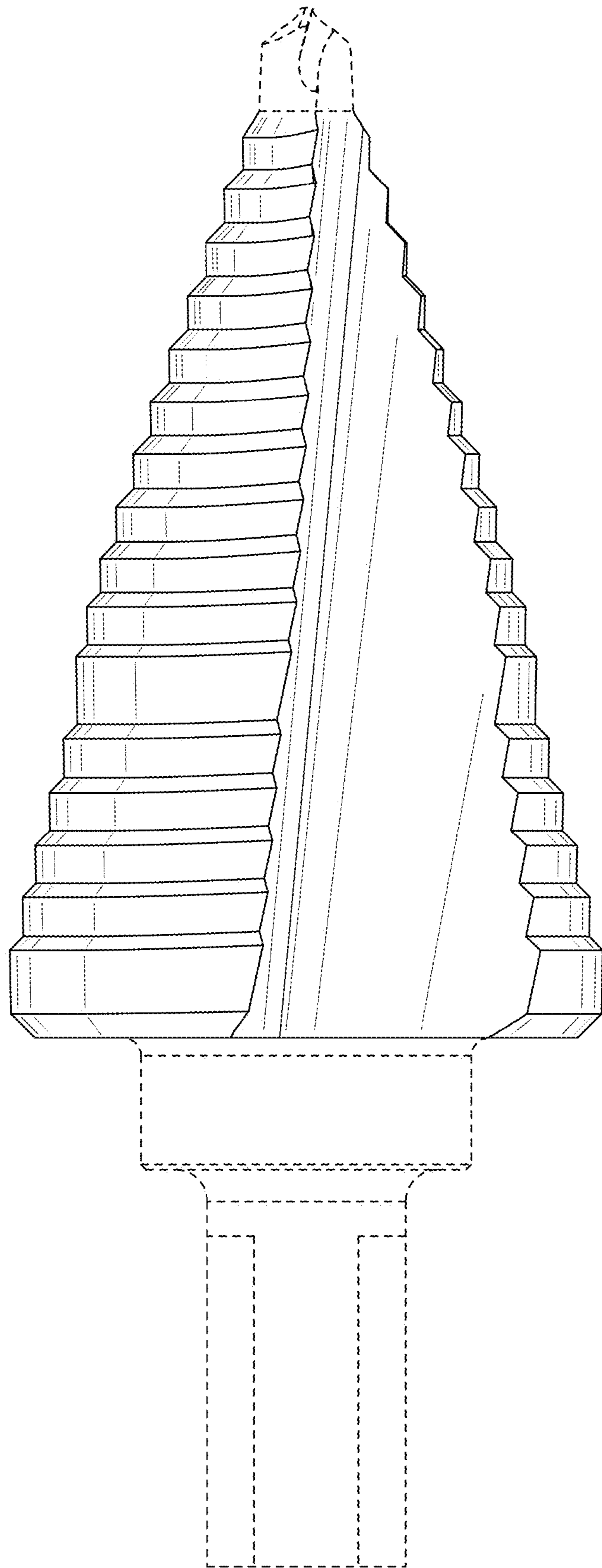


FIG. 2

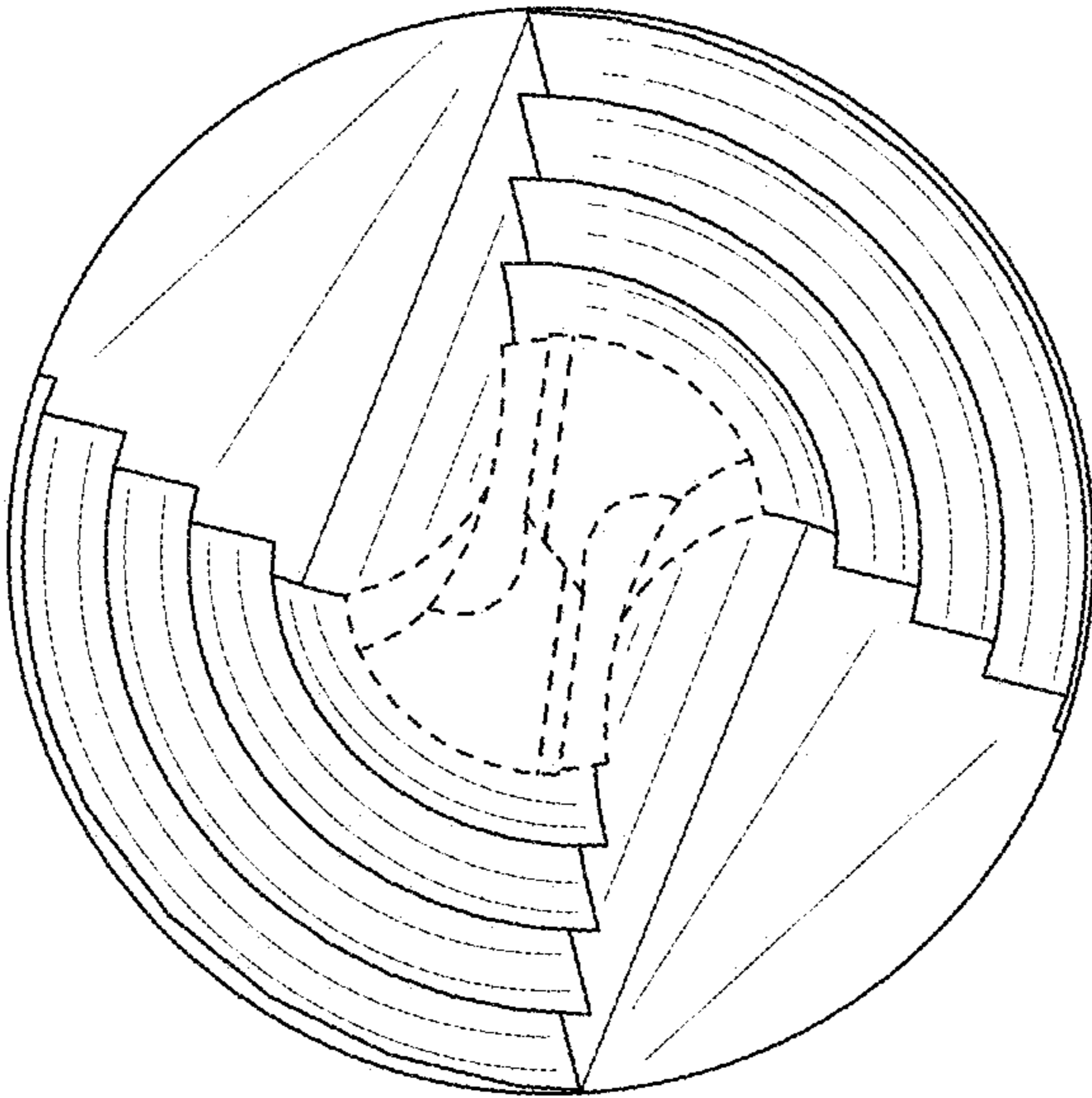


FIG. 3