



US00D936047S

(12) **United States Design Patent**
Feng

(10) **Patent No.:** **US D936,047 S**

(45) **Date of Patent:** **** Nov. 16, 2021**

- (54) **PHONE CASE**
- (71) Applicant: **YANGJIANG NALI TRADING CO., LTD.**, Yangjiang (CN)
- (72) Inventor: **Zexiong Feng**, Yangjiang (CN)
- (73) Assignee: **YANGJIANG NALI TRADING CO., LTD.**, Yangjiang (CN)
- (**) Term: **15 Years**
- (21) Appl. No.: **29/750,517**
- (22) Filed: **Sep. 14, 2020**
- (51) **LOC (13) Cl.** **14-03**
- (52) **U.S. Cl.**
USPC **D14/250**
- (58) **Field of Classification Search**
USPC D14/203.3–203.7, 439, 251–253, 447,
D14/217, 240, 238.1, 250, 440, 248;
D13/107–108, 103, 119; D3/201, 218,
D3/247, 249, 269, 273, 301, 303
CPC . H04B 1/3888; A45C 13/02; A45C 2011/002;
A45C 1/06; A45C 11/00; A45F 2005/026;
A45F 2200/0525; A45F 2200/0516;
H04M 1/0283; H04M 1/0202
See application file for complete search history.

- D785,612 S * 5/2017 Kim D14/248
- D807,335 S * 1/2018 Kitade D14/248
- D812,618 S * 3/2018 Altaras D14/440
- D840,990 S 2/2019 Kim
- D851,078 S 6/2019 Haiyan
- D865,740 S * 11/2019 Altschul D14/250
- D875,726 S * 2/2020 Weng D14/250
- D889,451 S * 7/2020 Chiang D14/250
- D896,212 S * 9/2020 Wang D14/250
- D901,481 S * 11/2020 Ahn D14/250
- D904,385 S * 12/2020 Weng D14/250
- D908,121 S * 1/2021 Weng D14/250
- D927,473 S * 8/2021 Wu D14/250
- 2014/0221056 A1 * 8/2014 Gandhi H04B 1/3888
455/575.8
- 2019/0298023 A1 * 10/2019 Okada H04B 1/3888

* cited by examiner

Primary Examiner — Carla J Wright

(74) *Attorney, Agent, or Firm* — True Shepherd LLC;
Andrew C. Cheng

(57) **CLAIM**

The ornamental design for a phone case, as shown and described.

DESCRIPTION

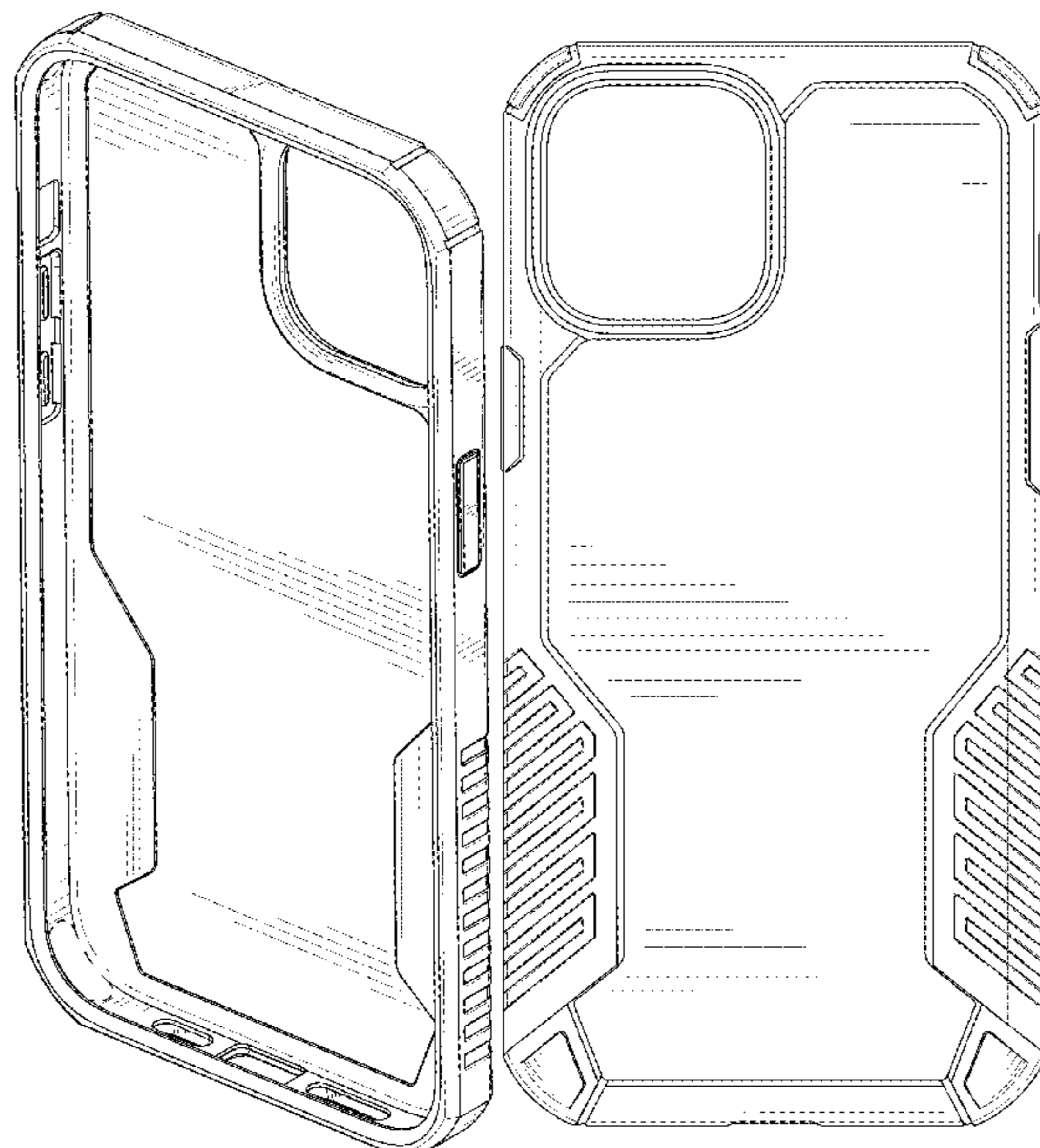
FIG. 1 is a rear, left-side, and bottom perspective view of a phone case showing my new design;
 FIG. 2 is a front, right-side, and top perspective view thereof;
 FIG. 3 is a front view thereof;
 FIG. 4 is a rear view thereof;
 FIG. 5 is a left side view thereof;
 FIG. 6 is a right side view thereof;
 FIG. 7 is a top plan view thereof; and,
 FIG. 8 is a bottom plan view thereof.
 The broken lines are for the purposes of illustrating portions of the phone case that form no part of the claimed design.

1 Claim, 7 Drawing Sheets

(56) **References Cited**

U.S. PATENT DOCUMENTS

- D589,016 S 3/2009 Richardson et al.
- D638,007 S * 5/2011 Chang D14/250
- D692,419 S * 10/2013 Rayner D14/250
- D694,742 S * 12/2013 Pan D14/250
- 8,718,730 B1 * 5/2014 LaColla H04B 1/3888
455/575.8
- D729,255 S * 5/2015 Kilkeny D14/440
- D734,749 S * 7/2015 Chen D14/341
- D769,855 S * 10/2016 Deng D14/250



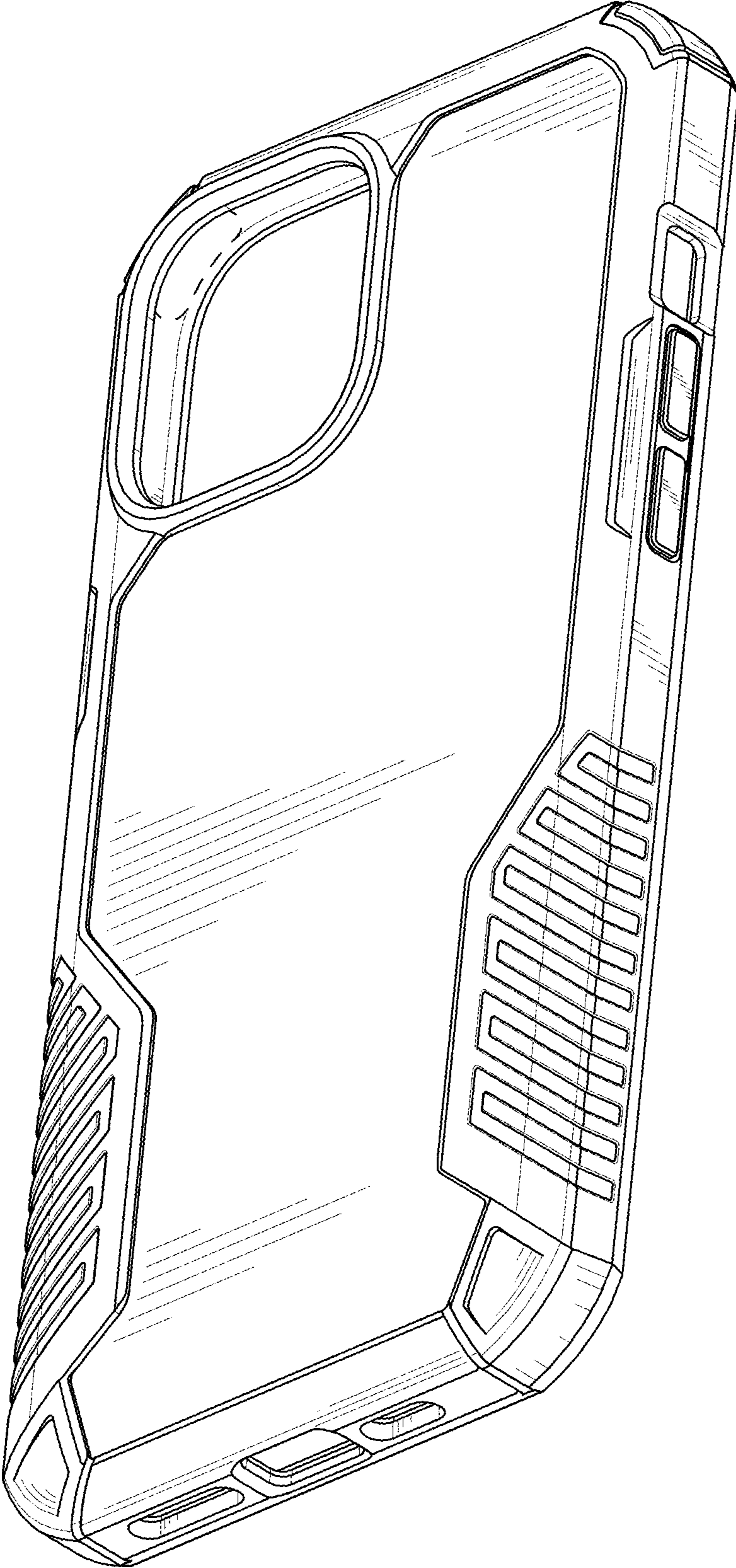


FIG. 1

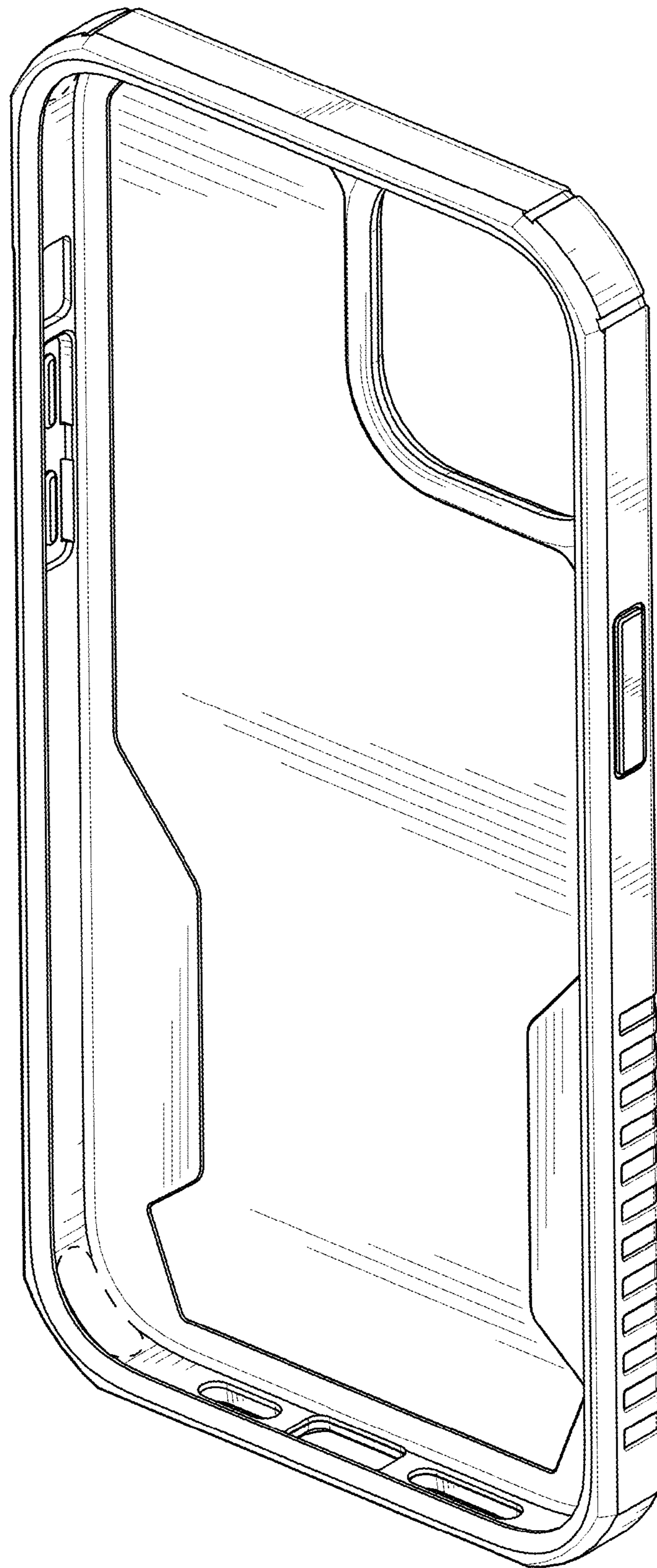


FIG. 2

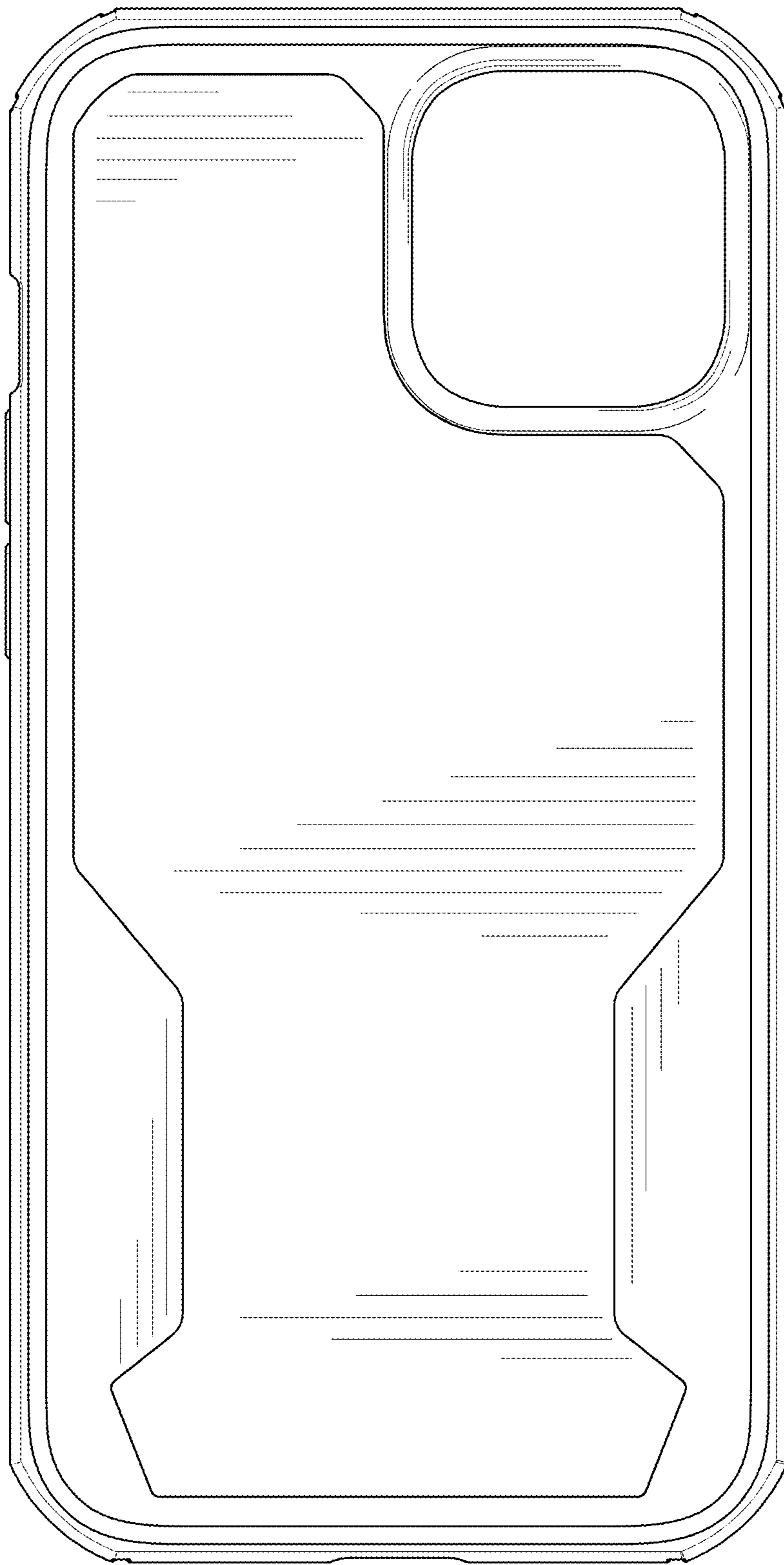


FIG. 3




FIG. 4

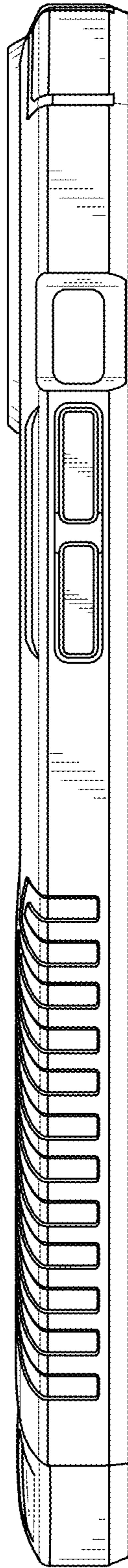


FIG. 5

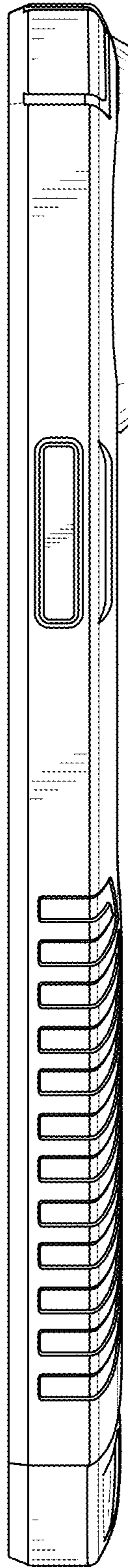


FIG. 6

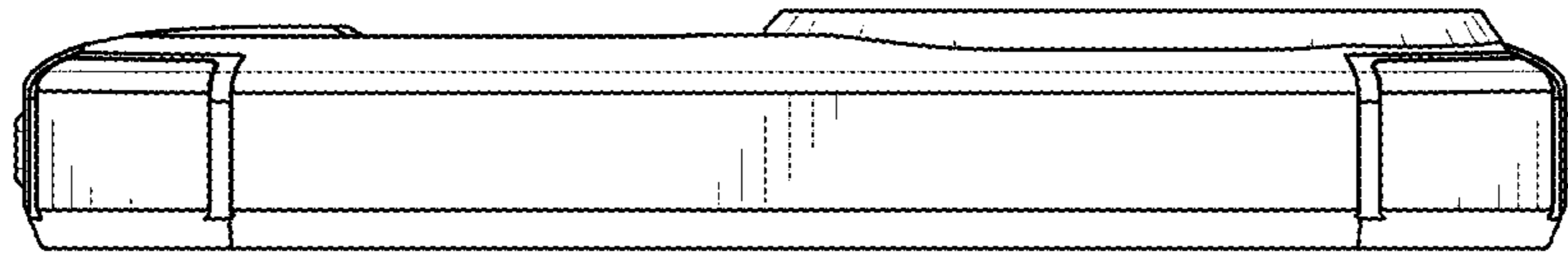


FIG. 7

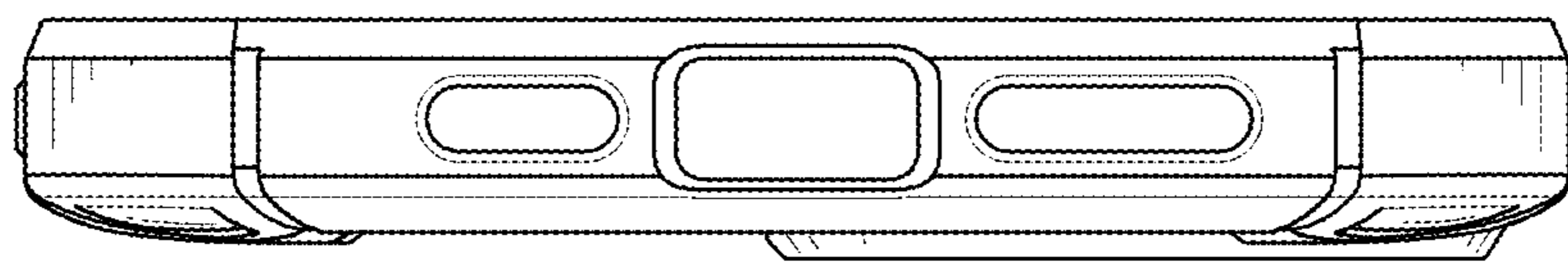


FIG. 8