



US00D936030S

(12) **United States Design Patent**
Lee et al.

(10) **Patent No.:** **US D936,030 S**
(45) **Date of Patent:** **** Nov. 16, 2021**

(54) **STORAGE UNIT RADIO**

(71) Applicant: **Milwaukee Electric Tool Corporation**,
Brookfield, WI (US)

(72) Inventors: **Timothy Tin Pak Lee**, Kwai Chung
(HK); **George Siu Kwong Yu**, Kwai
Chung (HK); **Joseph R. McIntyre**,
Milwaukee, WI (US); **Sullivan Dee**,
Milwaukee, WI (US); **Yong Dong**
Huang, Dongguan (CN); **Jian Jun**
Wang, Dongguan (CN); **Thompson K.**
C. Cheung, Hong Kong (HK); **Xiao**
Ying Tao, Dong Cheng (CN)

(73) Assignee: **Milwaukee Electric Tool Corporation**,
Brookfield, WI (US)

(**) Term: **15 Years**

(21) Appl. No.: **29/693,666**

(22) Filed: **Jun. 4, 2019**

(51) **LOC (13) Cl.** **14-03**

(52) **U.S. Cl.**
USPC **D14/188**

(58) **Field of Classification Search**

USPC D14/167, 168, 170–172, 188, 194–196,
D14/204, 209.1, 210–216, 219, 221, 222,
D14/224, 239, 496, 162, 169, 175, 179,
D14/197, 198, 217, 257, 267, 299
CPC B60R 11/0217; G06F 1/1688; G10K 9/22;
G10K 11/004; H03F 1/327; H04M 1/03;
H04M 1/035; H04N 5/642; H04N
21/4852; H04R 1/02; H04R 1/06; H04R
1/021; H04R 1/025; H04R 1/026; H04R
1/028; H04R 1/105; H04R 1/323; H04R
1/403;

(Continued)

(56) **References Cited**

U.S. PATENT DOCUMENTS

3,634,732 A 1/1972 Finger et al.
3,950,701 A 4/1976 Matuoka et al.

(Continued)

FOREIGN PATENT DOCUMENTS

CN 204425843 6/2015
CN 207184746 4/2018

(Continued)

OTHER PUBLICATIONS

International Search Report and Written Opinion for International
Application No. PCT/IL2015/050679, dated Oct. 28, 2015, 10
pages.

Primary Examiner — Keli L Hill

(74) *Attorney, Agent, or Firm* — Reinhart Boerner Van
Deuren s.c.

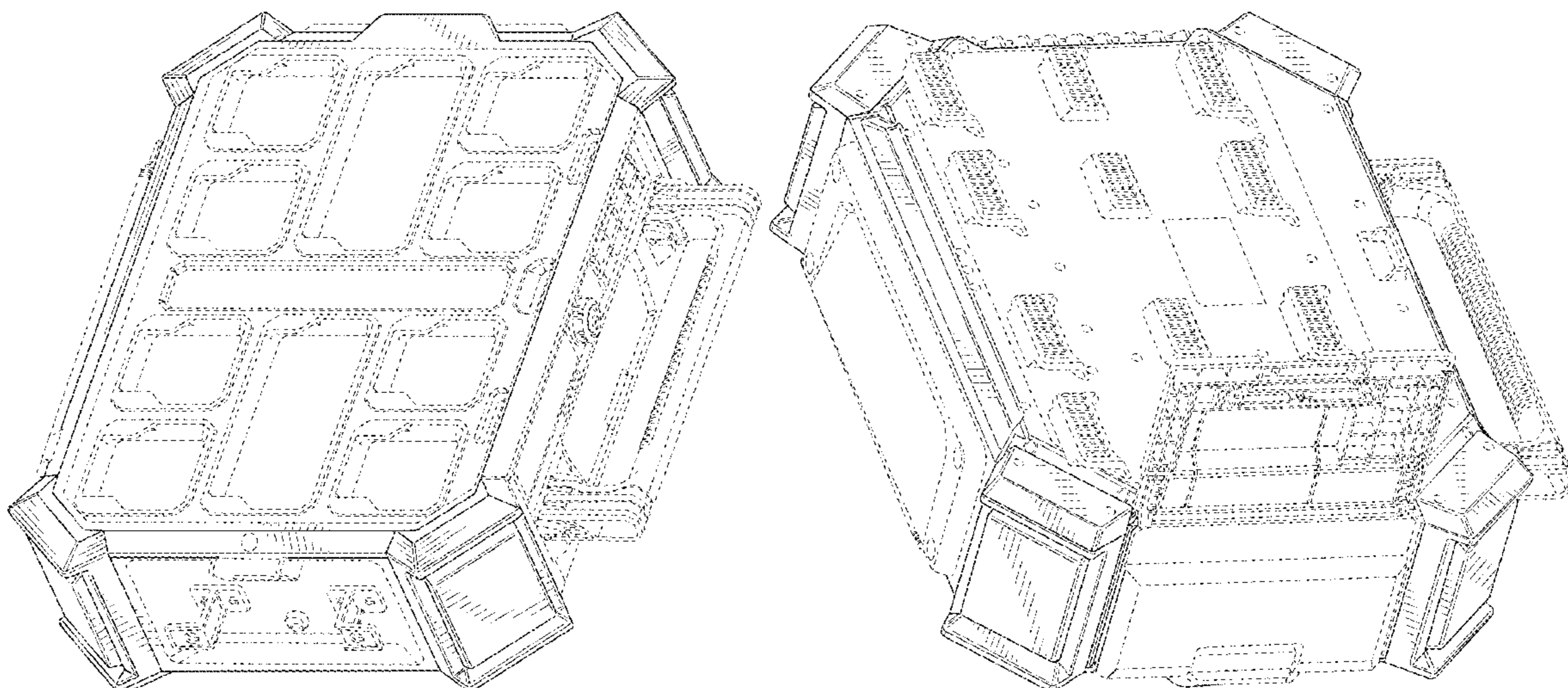
(57) **CLAIM**

We claim the ornamental design for a storage unit radio, as
shown and described.

DESCRIPTION

FIG. 1 is a perspective view from above of an embodiment
of the claimed design;
FIG. 2 is a perspective view from below of the claimed
design of FIG. 1;
FIG. 3 is a top view of the claimed design of FIG. 1;
FIG. 4 is a bottom view of the claimed design of FIG. 1;
FIG. 5 is a left-side view of the claimed design of FIG. 1;
FIG. 6 is a right-side view of the claimed design of FIG. 1;
FIG. 7 is a front view of the claimed design of FIG. 1; and,
FIG. 8 is a rear view of the claimed design of FIG. 1.
The broken lines immediately adjacent the shaded areas
represent the bounds of the claimed design while all other
broken lines are included for the purposes of illustrating
portions of the storage unit radio; the broken lines form no
part of the claimed design.

1 Claim, 8 Drawing Sheets



(58) **Field of Classification Search**

CPC H04R 1/2803; H04R 1/2834; H04R 5/02;
 H04R 7/20; H04R 9/06; H04R 9/025;
 H04R 2201/021; H04R 2400/00; H04R
 2201/07; H04R 2499/11; H04R 2499/13;
 H04R 2499/15; H04S 3/00; H04S 7/30
 See application file for complete search history.

(56) **References Cited**

U.S. PATENT DOCUMENTS

5,235,822 A 8/1993 Leonovich, Jr.
 5,547,080 A 8/1996 Klimas
 5,810,168 A 9/1998 Eggering
 6,982,541 B2 1/2006 Zick et al.
 7,332,889 B2 2/2008 Glasgow et al.
 7,334,680 B2 2/2008 Cunningham et al.
 7,471,063 B2 12/2008 Zick et al.
 7,519,195 B2 4/2009 Hesketh
 7,557,537 B2 7/2009 Zick et al.
 7,609,027 B2 10/2009 Zick et al.
 7,835,534 B2 11/2010 Cole, Jr. et al.
 7,868,590 B2 1/2011 Zick et al.
 D661,687 S * 6/2012 Yoshiizumi D14/214
 D662,081 S * 6/2012 Yoshiizumi D14/214
 8,203,307 B2 6/2012 Zick et al.
 8,567,796 B2 10/2013 Bar-Erez et al.
 8,604,752 B2 12/2013 Cole, Jr. et al.
 D710,328 S * 8/2014 Kim D14/214
 8,842,427 B2 9/2014 Yoshimura et al.
 8,907,623 B2 12/2014 Saur
 8,929,579 B2 1/2015 Kalyuzhny et al.
 8,936,258 B2 1/2015 Bar-Erez et al.
 9,132,543 B2 9/2015 Bar-Erez et al.

9,313,907 B2 4/2016 Heirmerl
 9,566,990 B2 2/2017 Bar-Erez et al.
 9,643,629 B2 5/2017 Bar-Erez et al.
 D792,868 S * 7/2017 Shitrit D14/188
 9,716,522 B2 7/2017 Yildirim et al.
 9,834,337 B2 12/2017 Roehm
 D807,324 S * 1/2018 Cheney D14/214
 9,914,210 B1 3/2018 Liu
 10,021,480 B2 7/2018 Lobisser et al.
 D881,834 S * 4/2020 Sabbag D14/188
 D889,433 S * 7/2020 Yu D14/214
 D897,103 S * 9/2020 Brunner D3/294
 D902,881 S * 11/2020 Takahashi D14/197
 D903,637 S * 12/2020 Liu D14/214
 D906,285 S * 12/2020 Miyake D14/214
 D920,671 S * 6/2021 Brunner D3/294
 2007/0138041 A1 6/2007 Welsh
 2008/0025544 A1 1/2008 Maldonado
 2013/0156251 A1 6/2013 Noble
 2013/0248390 A1 9/2013 Roehm et al.
 2014/0001719 A1 1/2014 Bar-Erez et al.
 2017/0125886 A1 5/2017 Stern et al.
 2017/0151972 A1 6/2017 Bar-Erez et al.
 2017/0217464 A1 8/2017 Bar-Erez et al.
 2017/0257958 A1 9/2017 Sabbag et al.

FOREIGN PATENT DOCUMENTS

DE 911582 5/1954
 DE 10053853 5/2002
 DE 10115020 10/2002
 DE 102012220837 5/2014
 EP 0 394 053 10/1990
 JP WO 2014/188771 2/2017
 WO WO 2012/071607 6/2012

* cited by examiner

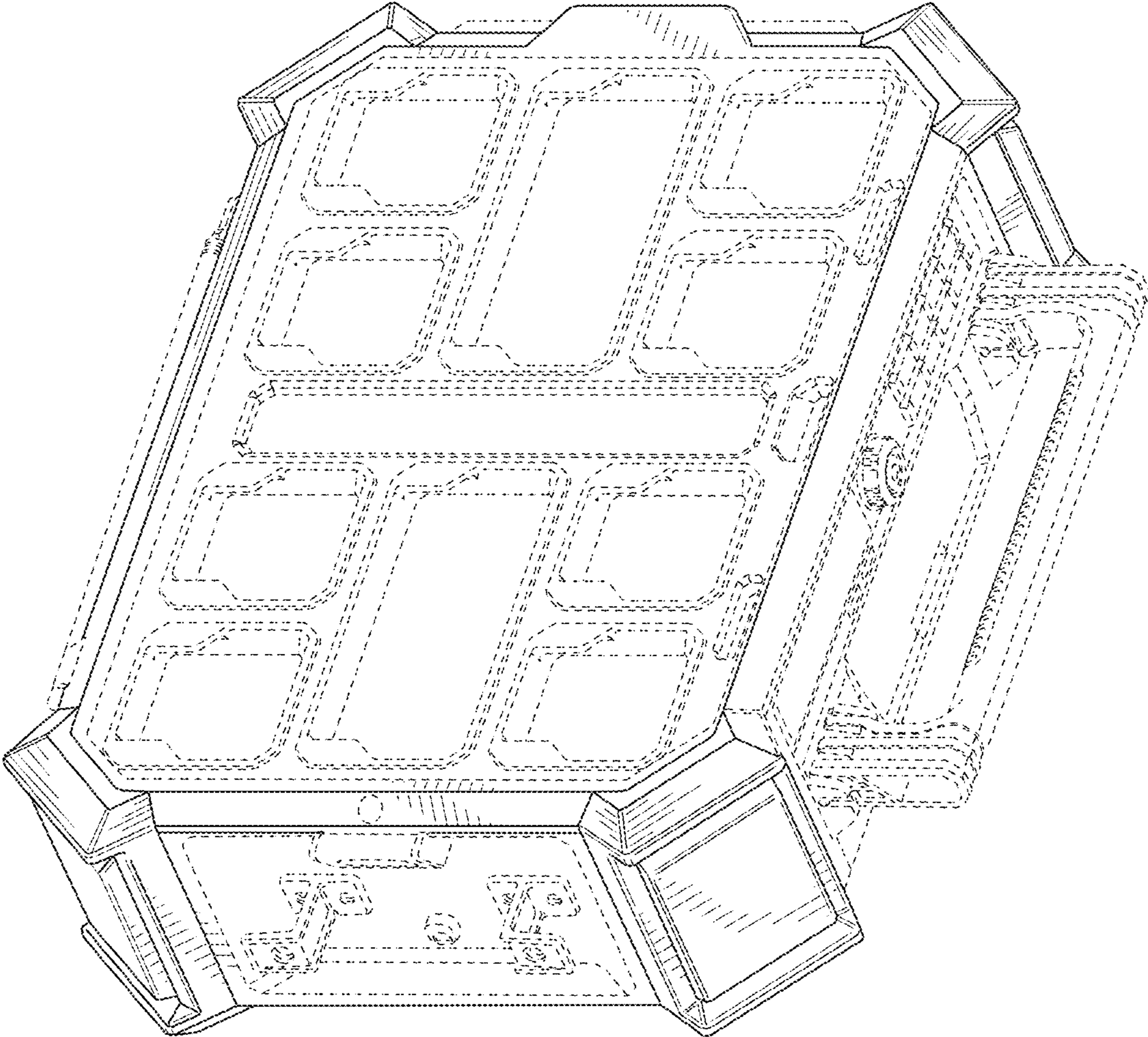


FIG. 1

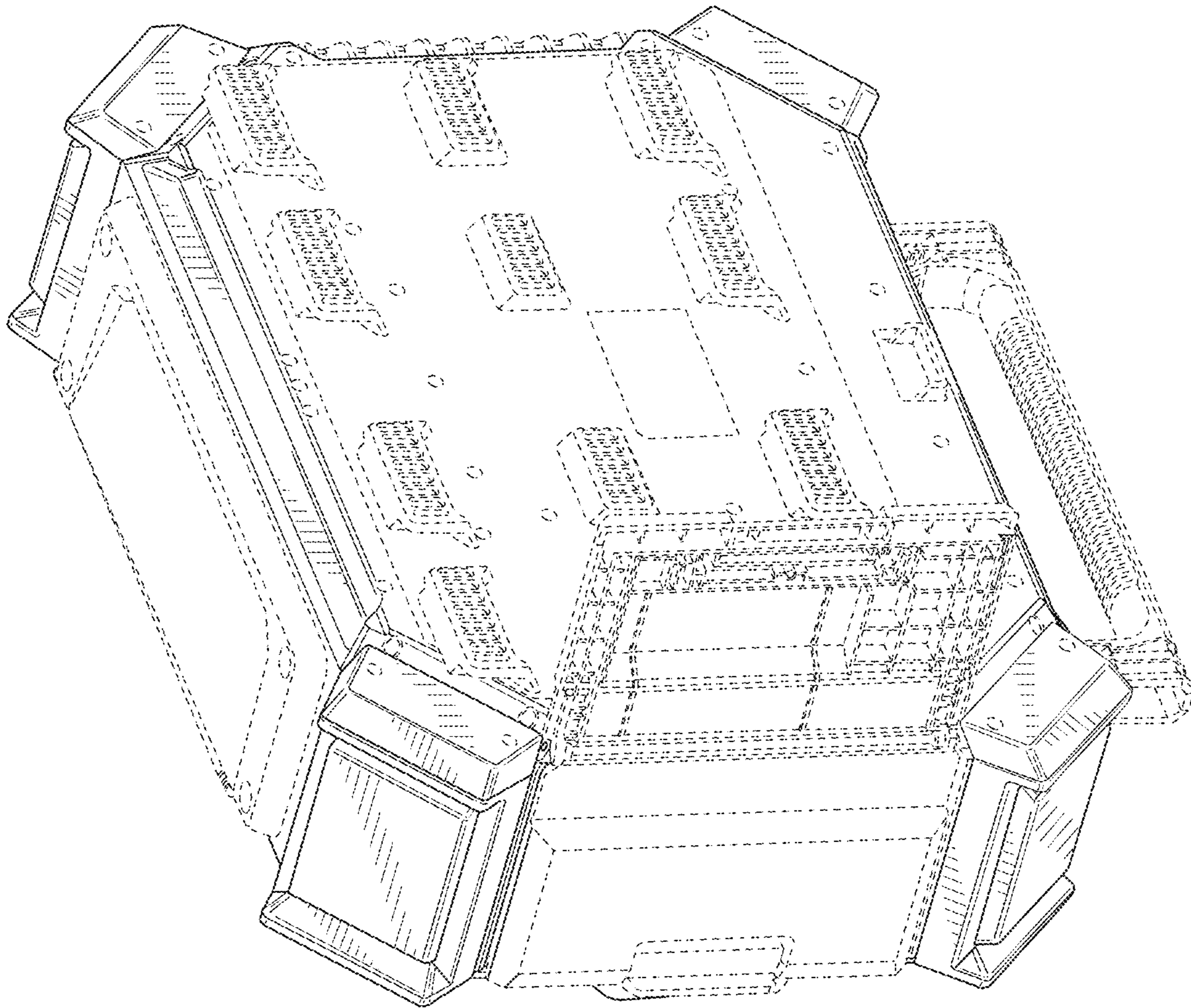


FIG. 2

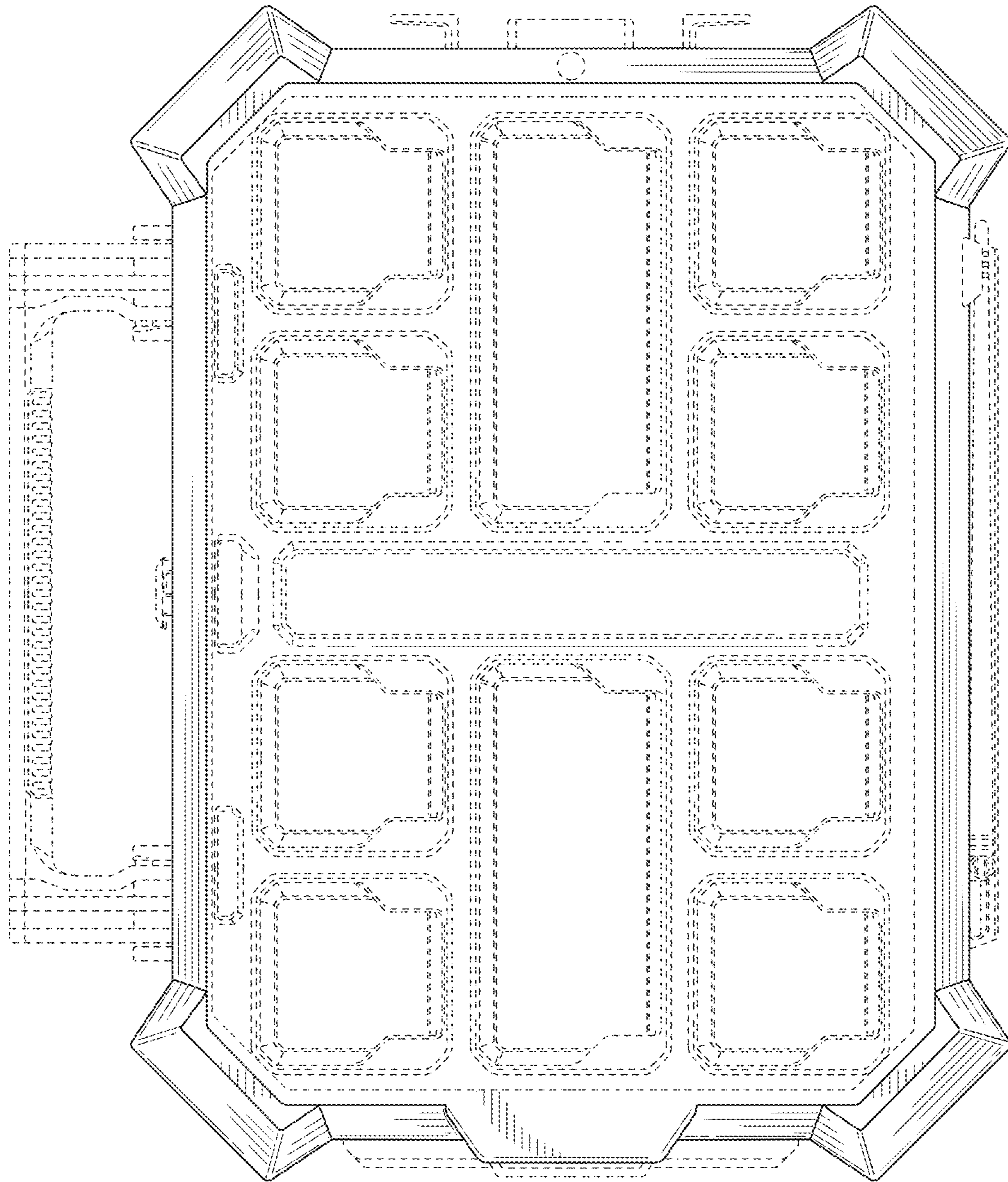


FIG. 3

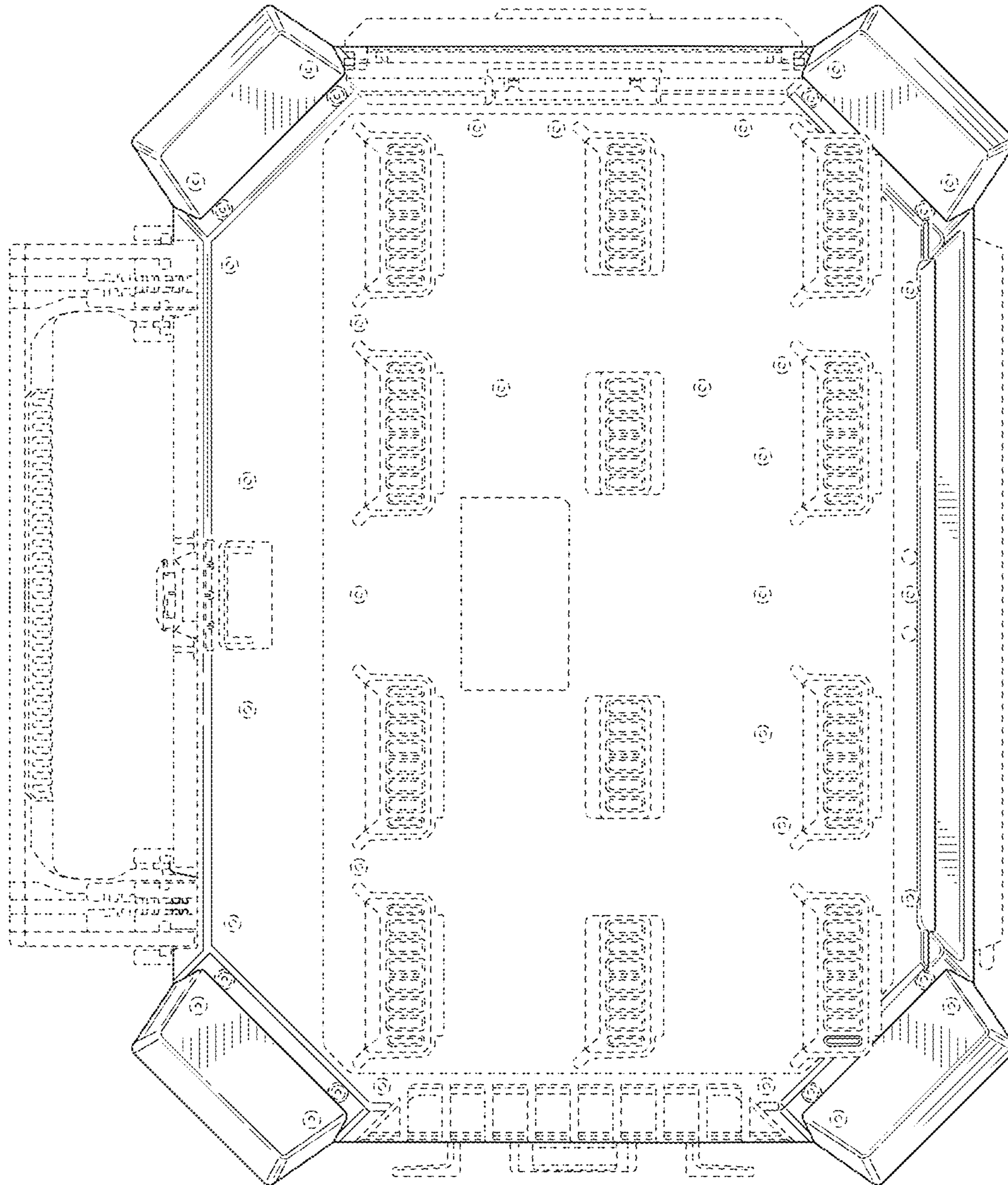


FIG. 4

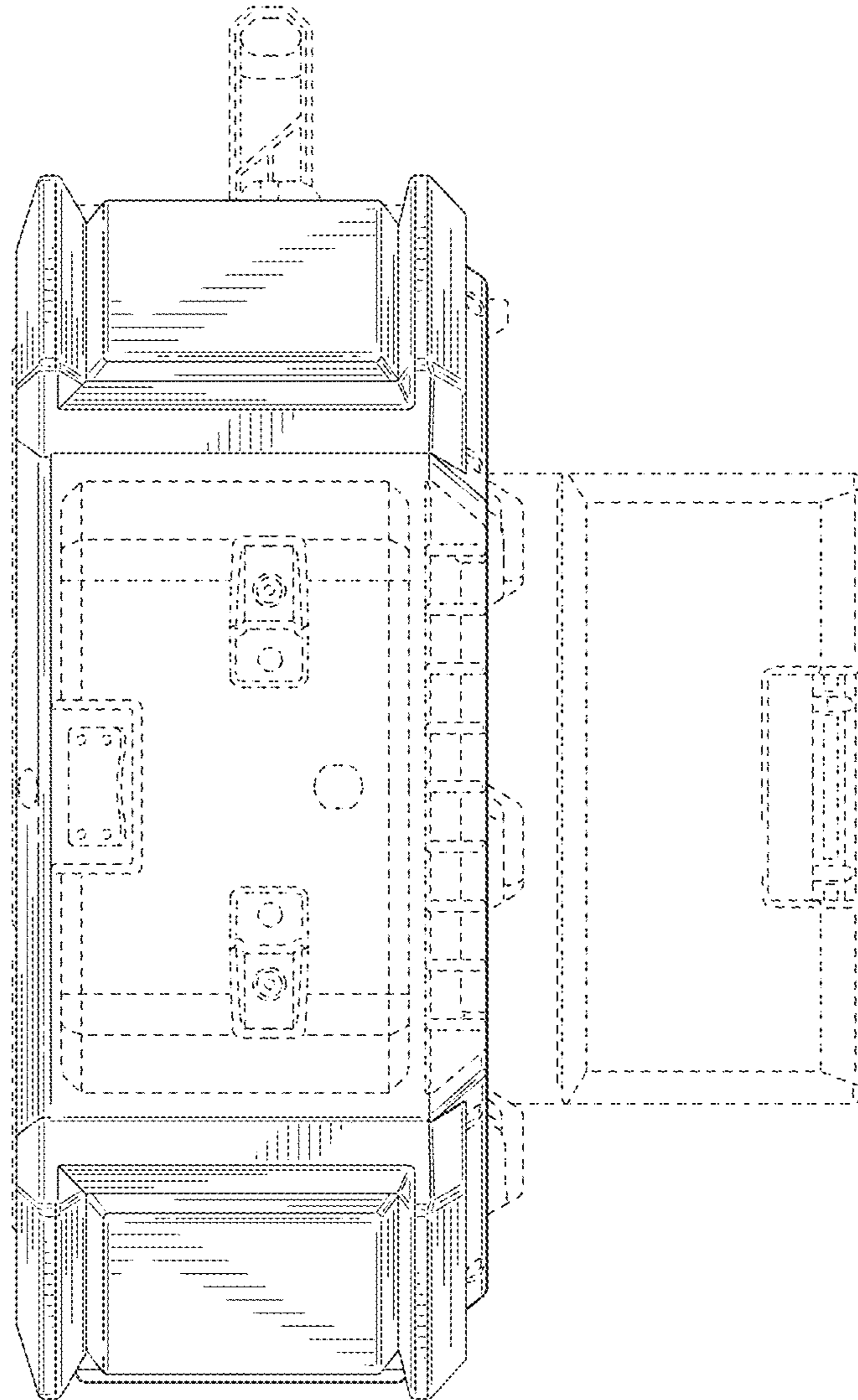


FIG. 5

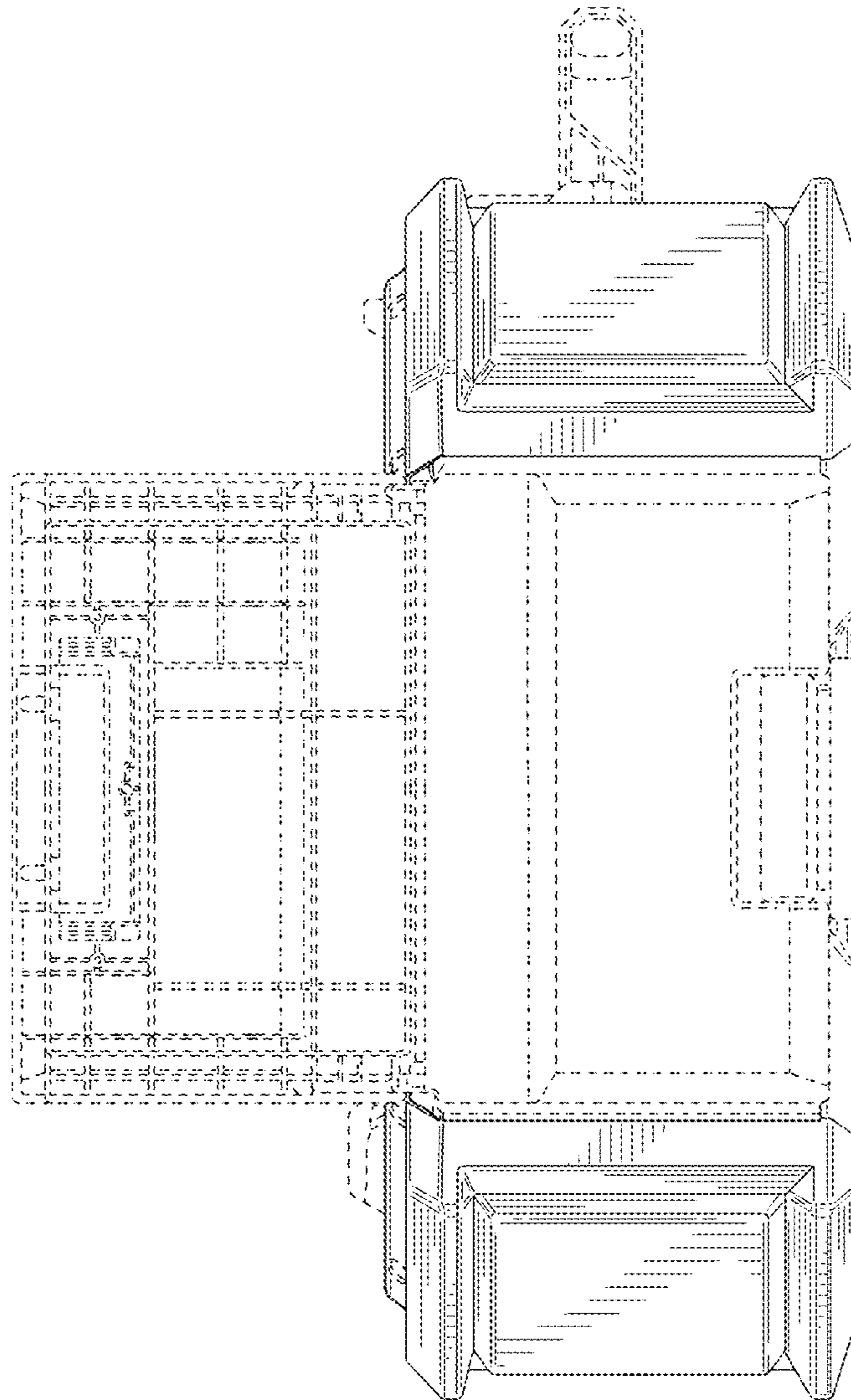


FIG. 6

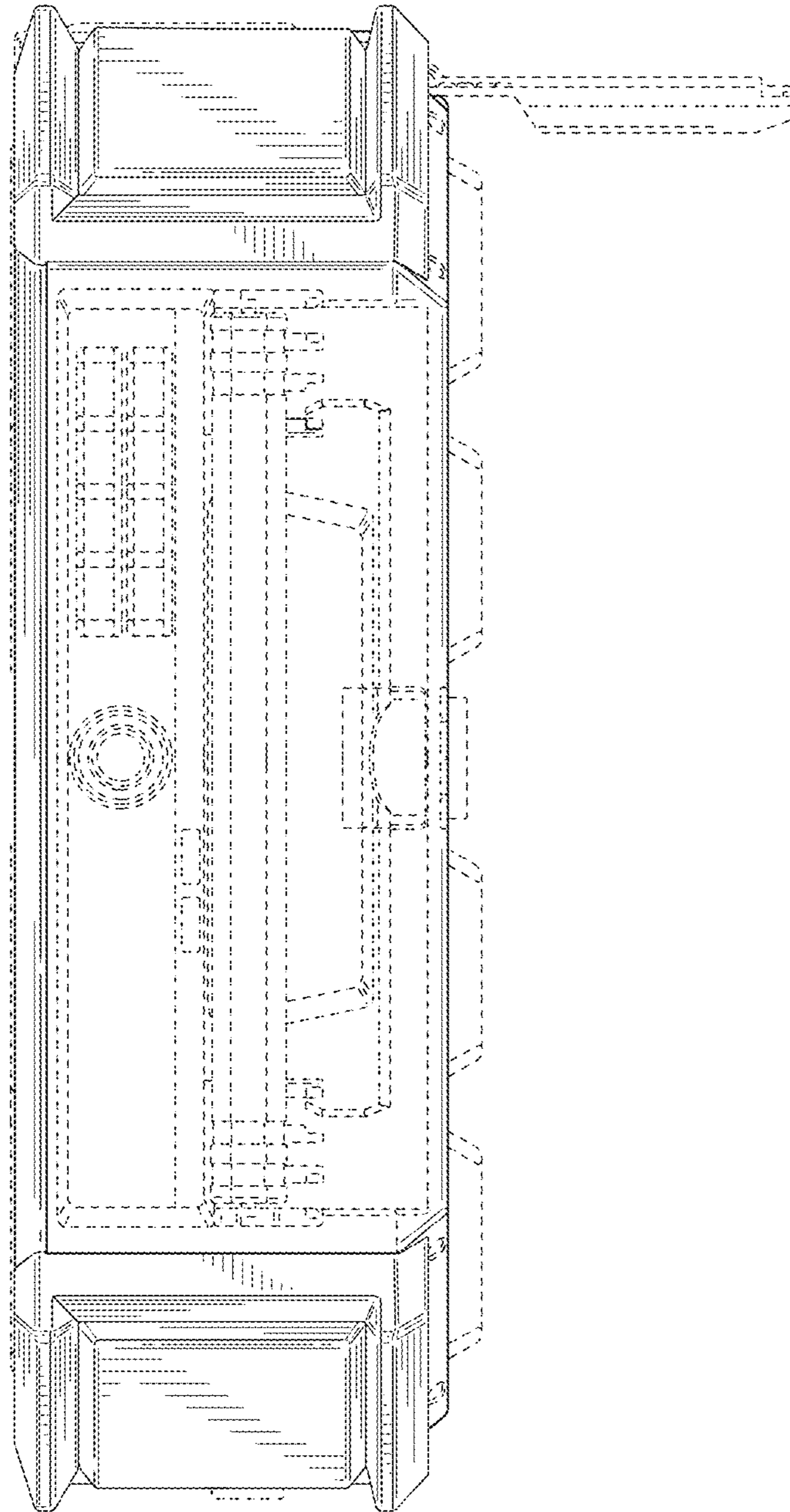


FIG. 7

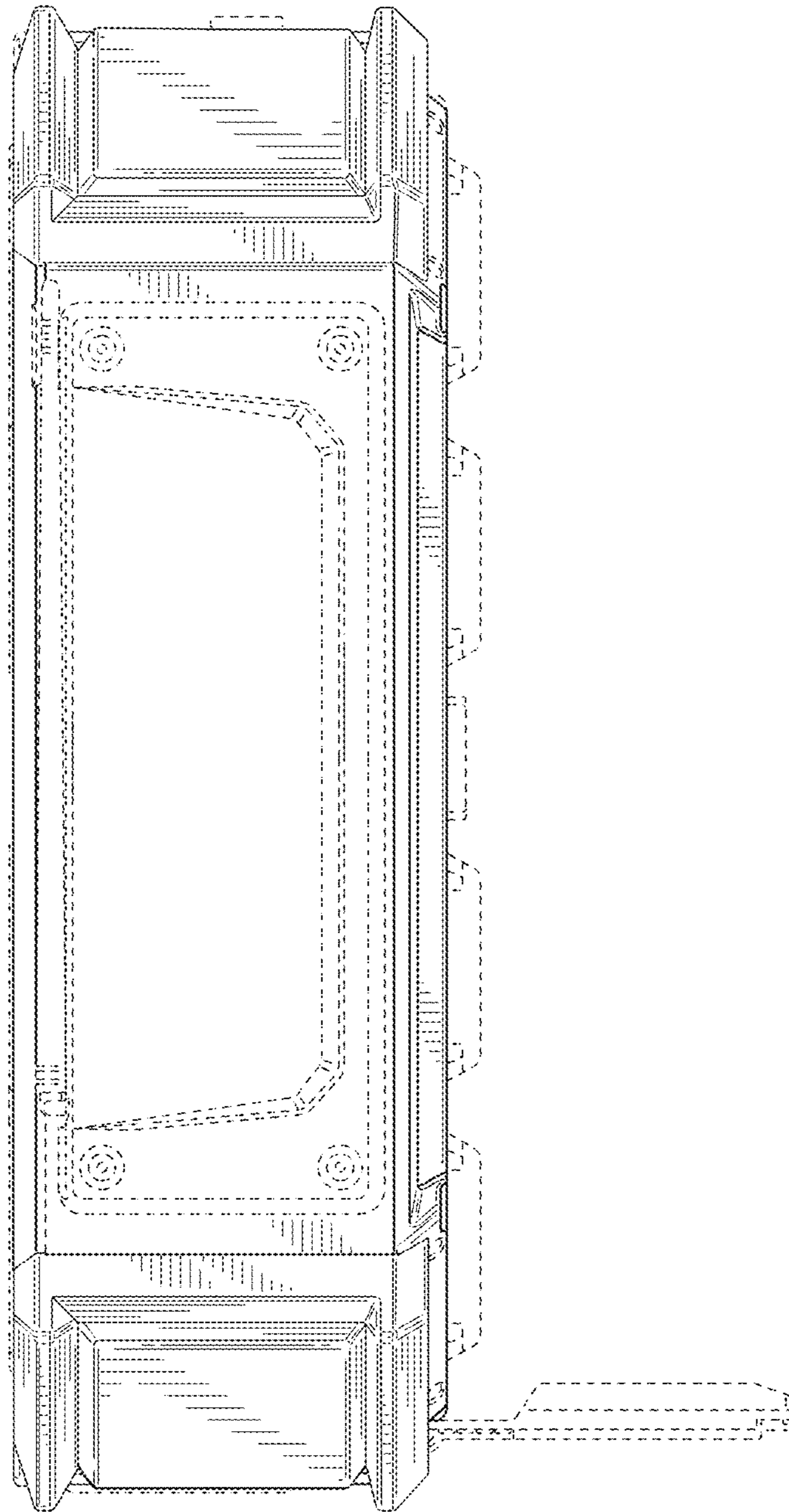


FIG. 8