

US00D936028S

(12) **United States Design Patent** (10) **Patent No.:** **US D936,028 S**
Yi et al. (45) **Date of Patent:** **** *Nov. 16, 2021**

(54) **SMART PHONE**
(71) Applicant: **LG Display Co., Ltd.**, Seoul (KR)
(72) Inventors: **HoChun Yi**, Seoul (KR); **YongBum Kim**, Seoul (KR); **KiHwan Son**, Seoul (KR); **Ilsep Yoon**, Seoul (KR); **Kyungju Kim**, Seoul (KR); **Dong Jin Seo**, Seoul (KR)
(73) Assignee: **LG DISPLAY CO., LTD.**, Seoul (KR)
(*) Notice: This patent is subject to a terminal disclaimer.
(**) Term: **15 Years**

D765,068 S * 8/2016 Min D14/248
D775,097 S * 12/2016 Husgafvel D14/138 G
D798,834 S * 10/2017 Fan D14/138 G
D802,553 S * 11/2017 Berneth D14/138 G
D828,322 S * 9/2018 Ryu D14/138 G
D832,805 S * 11/2018 Xu D14/138 G
10,203,433 B2 * 2/2019 Yoon H04M 1/0268
D859,382 S * 9/2019 Yi D14/248
D859,383 S * 9/2019 Yi D14/248
D863,307 S * 10/2019 Yi D14/432
D863,308 S * 10/2019 Yi D14/432
D865,735 S * 11/2019 Park D14/248
D868,763 S * 12/2019 Kim D14/248
D876,415 S * 2/2020 Yi D14/248
D880,463 S * 4/2020 Kim D14/248
D890,152 S * 7/2020 Yi D14/248

(Continued)

(21) Appl. No.: **29/664,148**
(22) Filed: **Sep. 21, 2018**
(30) **Foreign Application Priority Data**
Mar. 22, 2018 (KR) 30-2018-0013841
(51) **LOC (13) Cl.** **14-03**
(52) **U.S. Cl.**
USPC **D14/138 G**
(58) **Field of Classification Search**
USPC .. D14/138 G, 248, 341, 345, 432, 439, 371,
D14/374, 138 R, 138 AA, 138 AB,
D14/138 AC, 138 AD, 138 C, 247, 436;
D19/9, 10; D20/22, 27, 40
CPC H04M 1/0202; H04M 1/0235; H04M
1/0237; H04M 1/0239; H04M 1/0266;
H04M 1/0268; H04M 1/027; H04M
1/0295
See application file for complete search history.

FOREIGN PATENT DOCUMENTS

CN 301976905 * 7/2012
CN 304968067 * 12/2018

(Continued)

Primary Examiner — Bridget L Eland
(74) *Attorney, Agent, or Firm* — Birch, Stewart, Kolasch & Birch, LLP

(56) **References Cited**
U.S. PATENT DOCUMENTS
D640,219 S * 6/2011 Sutherland D14/138 G
D665,762 S * 8/2012 Fujimura D14/138 G


(57) **CLAIM**

The ornamental design for a smart phone, as shown and described.

DESCRIPTION

FIG. 1 is a front, right perspective view of the smart phone showing our new design;
FIG. 2 is a front view thereof;
FIG. 3 is a rear view thereof;
FIG. 4 is a left side view thereof;
FIG. 5 is a right side view thereof;
FIG. 6 is a top plan view thereof; and,
FIG. 7 is a bottom view thereof.

1 Claim, 7 Drawing Sheets



(56)

References Cited

U.S. PATENT DOCUMENTS

D890,712 S * 7/2020 Liu D14/138 G
 D891,386 S * 7/2020 Liu D14/138 G
 D894,858 S * 9/2020 Park D14/138 G
 D894,859 S * 9/2020 Park D14/138 G
 D903,617 S * 12/2020 Yi D14/138 G
 D903,644 S * 12/2020 Kim D14/248
 D905,669 S * 12/2020 Park D14/248
 D910,586 S * 2/2021 Seo D14/138 G
 D911,997 S * 3/2021 Seo D14/138 G
 D912,000 S * 3/2021 Seo D14/138 G
 D912,003 S * 3/2021 Seo D14/138 G
 D915,409 S * 4/2021 Koo D14/439
 D916,674 S * 4/2021 Seo D14/138 G
 D916,677 S * 4/2021 Seo D14/138 G
 2020/0344335 A1 * 10/2020 Lee H04M 1/0274
 2020/0358027 A1 * 11/2020 Shin B32B 7/12
 2020/0401361 A1 * 12/2020 Han G06F 1/3209

FOREIGN PATENT DOCUMENTS

EM 004964005-0001 * 4/2018
 EM 004964005-0002 * 4/2018
 EM 004964005-0003 * 4/2018
 JP D1651861 * 2/2020
 KR 300977671.0000 * 10/2018
 KR 300978982.0000 * 11/2018
 KR 300999044.0000 * 3/2019

* cited by examiner

FIG. 1

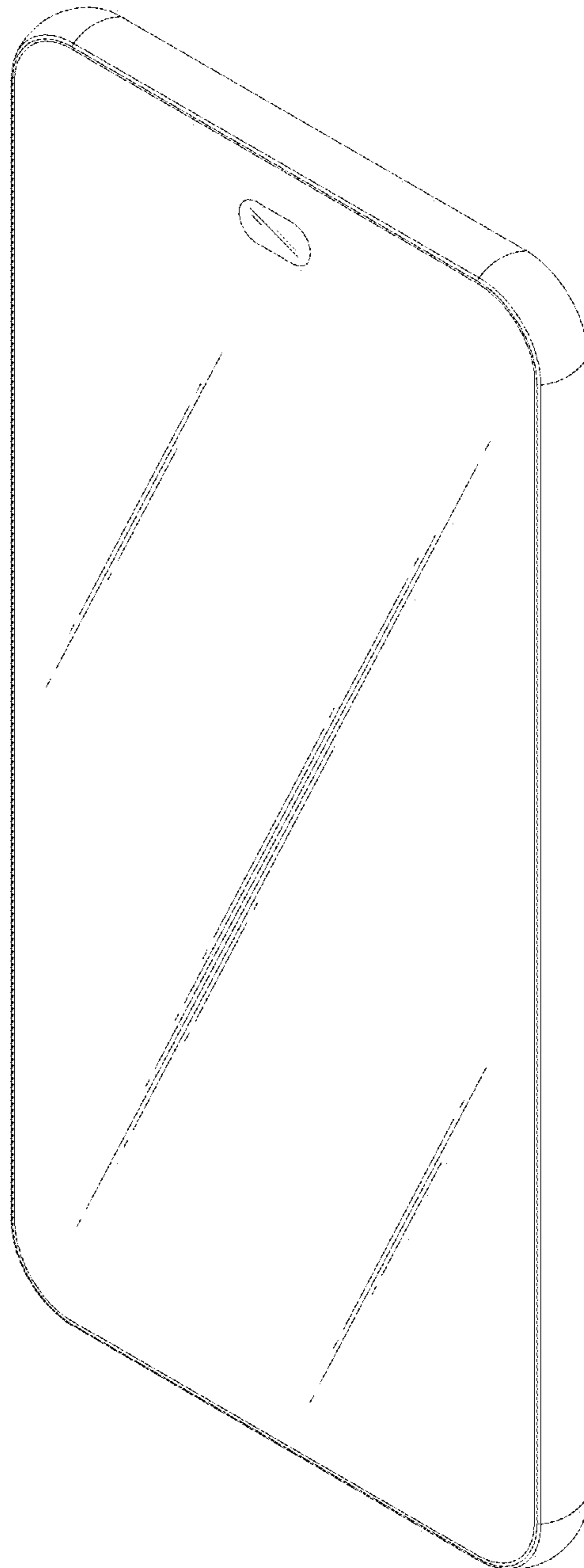


FIG. 2

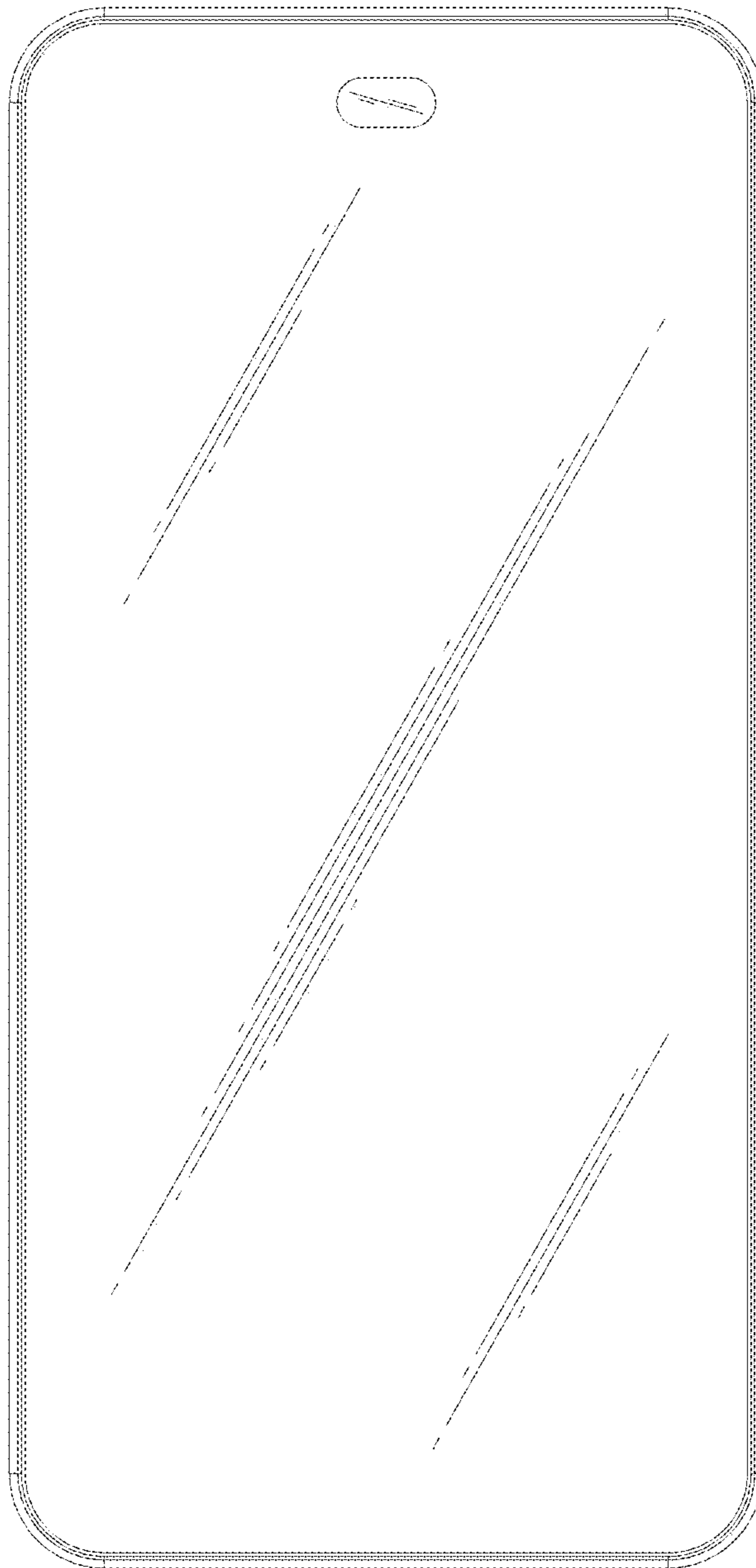


FIG. 3




FIG. 4




FIG. 5




FIG. 6




FIG. 7

