



US00D935985S

(12) **United States Design Patent**  
**Wang et al.**

(10) **Patent No.:** **US D935,985 S**

(45) **Date of Patent:** **\*\* Nov. 16, 2021**

(54) **TIRE**

(71) Applicant: **PRINX CHENGSHAN (QINGDAO) INDUSTRIAL RESEARCH AND DESIGN CO., LTD.**, Qingdao (CN)

(72) Inventors: **Ran Wang**, Qingdao (CN); **Yongqiang Sui**, Qingdao (CN)

(73) Assignee: **PRINX CHENGSHAN (QINGDAO) INDUSTRIAL RESEARCH AND DESIGN CO., LTD.**, Qingdao (CN)

(\*\*) Term: **15 Years**

(21) Appl. No.: **29/711,987**

(22) Filed: **Nov. 5, 2019**

(51) **LOC (13) Cl.** ..... **12-15**

(52) **U.S. Cl.**  
USPC ..... **D12/579**

(58) **Field of Classification Search**  
USPC ..... D12/568–605, 900  
CPC ..... Y10T 152/10027; B60C 1/0016; B60C 11/0306; B60C 11/0302; B60C 3/06; B60C 9/17  
See application file for complete search history.

(56) **References Cited**

**U.S. PATENT DOCUMENTS**

D656,086 S	*	3/2012	Herbeuval	.....	D12/579
D713,329 S	*	9/2014	Dixon	.....	D12/579
D763,781 S	*	8/2016	Ashton	.....	D12/579
D802,523 S	*	11/2017	Uphouse	.....	D12/579
D845,886 S	*	4/2019	Shondel	.....	D12/579
D845,887 S	*	4/2019	Shondel	.....	D12/580

D855,556 S	*	8/2019	Shondel	.....	D12/579
D878,284 S	*	3/2020	Henderson	.....	D12/593
D882,497 S	*	4/2020	Digman	.....	D12/579
D882,504 S	*	4/2020	Iwata	.....	D12/600
D895,536 S	*	9/2020	Digman	.....	D12/579
D899,350 S	*	10/2020	Henderson	.....	D12/594
D912,611 S	*	3/2021	Digman	.....	D12/595

\* cited by examiner

*Primary Examiner* — John A Voytek

(74) *Attorney, Agent, or Firm* — Bayramoglu Law Offices LLC

(57) **CLAIM**

The ornamental design for a tire, as shown and described.

**DESCRIPTION**

FIG. 1 is a perspective view of a tire, showing our new design;

FIG. 2 is a front view thereof;

FIG. 3 is a left side view thereof; and,

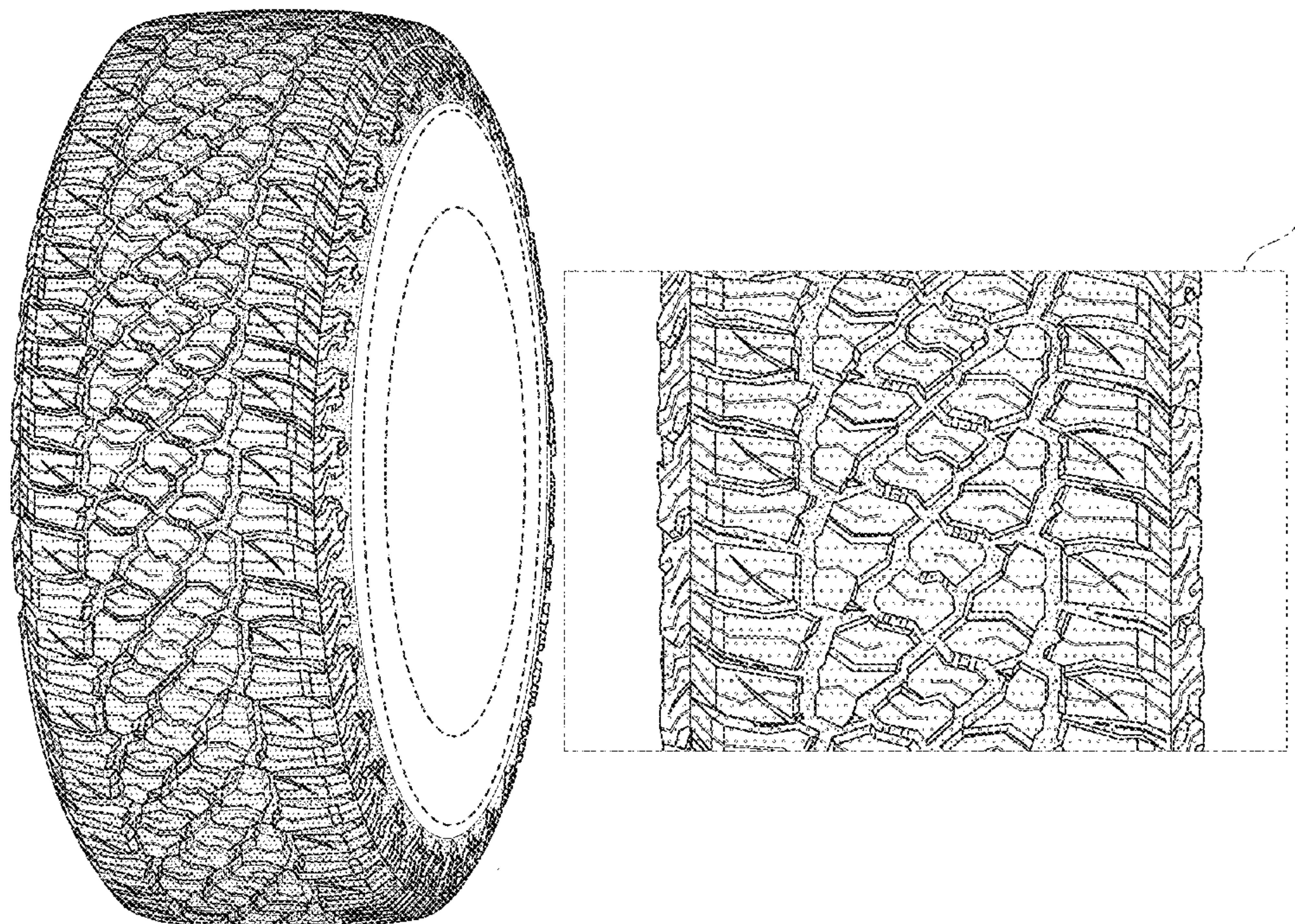
FIG. 4 is a partial enlarged view of the indicated area “4” in FIG. 2.

According to the present invention, a rear view is a mirror image of a front view thereof, and a right side view is identical to a left side view. The broken lines depict portions of the tire in which the design is embodied that form no part of the claimed design.

The dot-dash broken lines indicating an enlargement portion of the design form no part of the claimed design.

The tiny circles on the surfaces of the tire are the stippling surface shading for the purpose of indicating depth and contour.

**1 Claim, 4 Drawing Sheets**





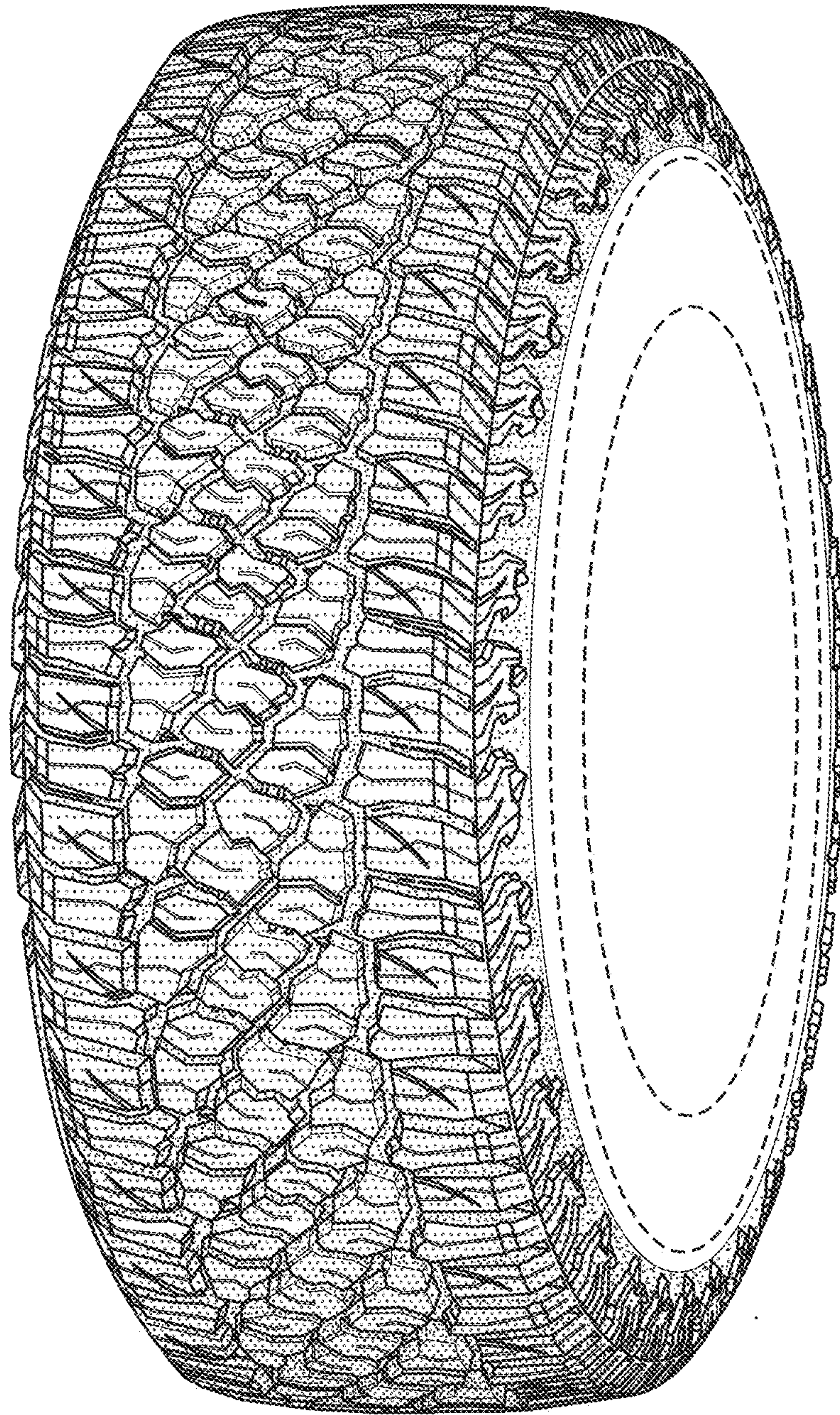


Fig. 1



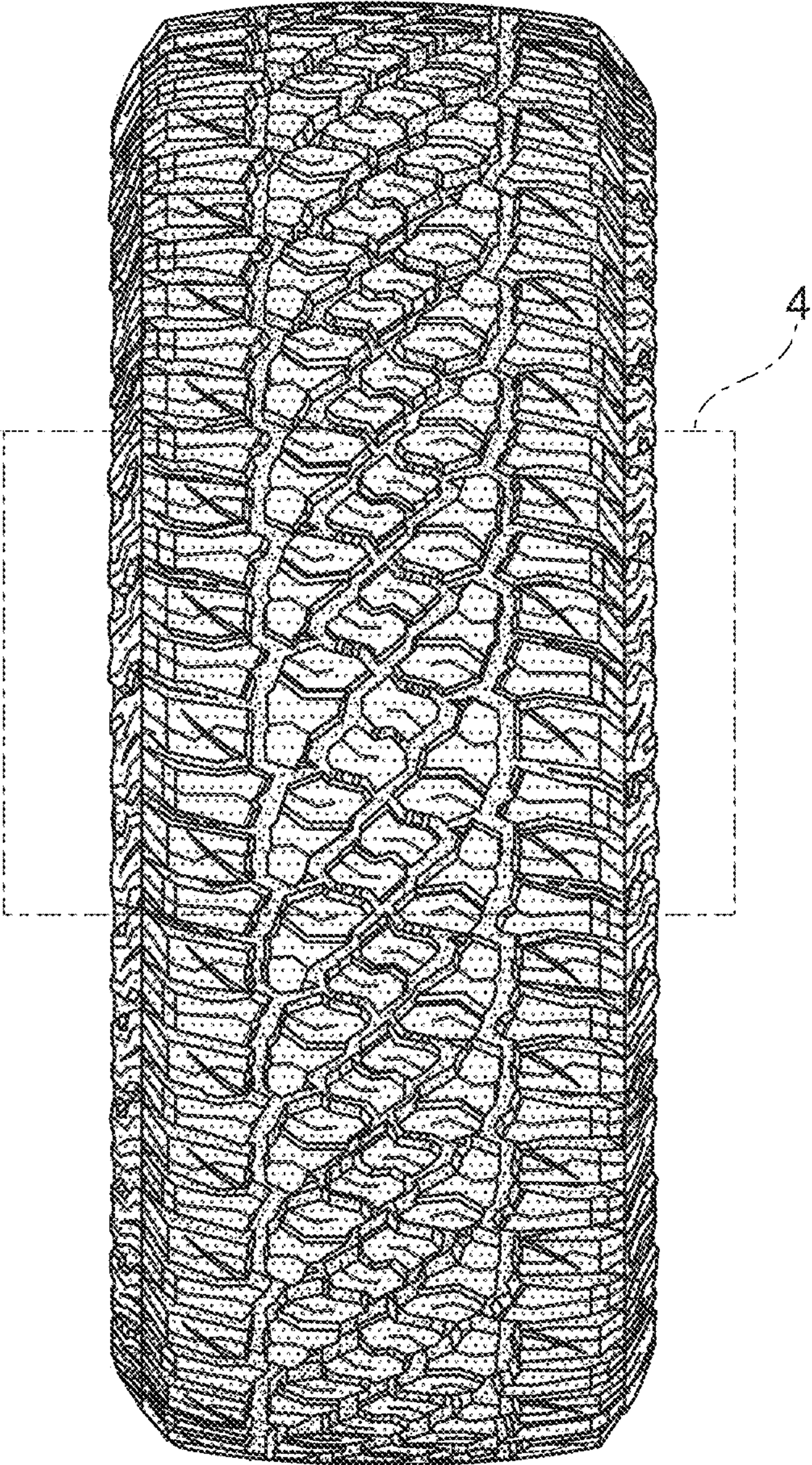


Fig. 2






Fig. 3



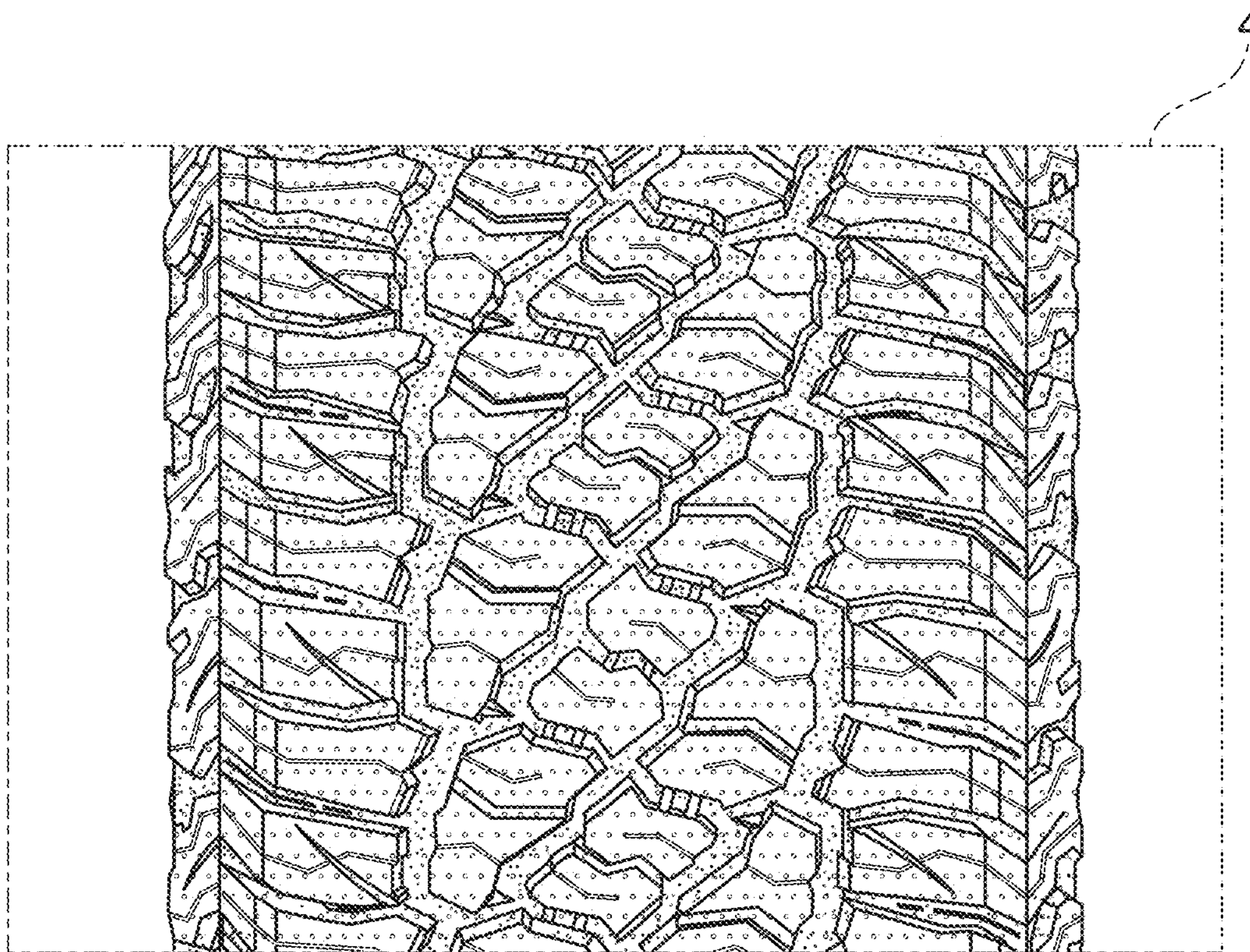


Fig. 4