



US00D935974S

(12) **United States Design Patent**
Preyss et al.

(10) **Patent No.:** **US D935,974 S**

(45) **Date of Patent:** **** Nov. 16, 2021**

(54) **VEHICLE WHEEL, TOY VEHICLE WHEEL,
AND/OR REPLICAS THEREOF**

(71) Applicant: **Bayerische Motoren Werke
Aktiengesellschaft, Munich (DE)**

(72) Inventors: **Georg Friedrich Carl Preyss, Munich
(DE); Joerg Thomas Maurer, Munich
(DE)**

(73) Assignee: **Bayerische Motoren Werke
Aktiengesellschaft, Munich (DE)**

(**) Term: **15 Years**

(21) Appl. No.: **29/750,704**

(22) Filed: **Sep. 16, 2020**

(30) **Foreign Application Priority Data**

Mar. 17, 2020 (DE) 402020100272.0

(51) **LOC (13) Cl.** **12-16**

(52) **U.S. Cl.**
USPC **D12/209; D21/563**

(58) **Field of Classification Search**
USPC D12/204–213; D21/563
CPC B60B 7/00; B60B 7/02; B60B 7/04; B60B
7/01; B60B 7/06; B60B 3/02; B60B 3/04;
B60B 3/06; B60B 3/10; B60B 1/00;
B60B 1/08; B60B 1/10; B60B 1/12
See application file for complete search history.

(56) **References Cited**

U.S. PATENT DOCUMENTS

D432,974 S 10/2000 Jablonski
D542,728 S * 5/2007 Ichinose D12/211
D645,390 S * 9/2011 De Bono D12/209
D673,099 S 12/2012 Ender
D689,421 S * 9/2013 Wachter D12/211

D748,558 S * 2/2016 Hans D12/211
D766,155 S * 9/2016 Wheel D12/211
D768,047 S * 10/2016 Hans D12/211
D786,159 S * 5/2017 Boyd D12/211
D793,939 S * 8/2017 Hans D12/211
D793,940 S * 8/2017 Gardavsky D12/211
D796,411 S * 9/2017 Chung D12/211
D811,979 S * 3/2018 Svensson D12/211
D823,222 S * 7/2018 Chung D12/211
D826,128 S 8/2018 Groth
D828,267 S * 9/2018 Badstuebner D12/209
D833,941 S * 11/2018 Chung D12/209
D849,648 S * 5/2019 Kraljevic D12/209
D853,934 S * 7/2019 Waldron D12/211
D857,597 S * 8/2019 Muto D12/211

(Continued)

FOREIGN PATENT DOCUMENTS

EM 000255609-0001 2/2005
EM 001049324-0002 9/2009

(Continued)

Primary Examiner — Stacia A Cadmus

(74) *Attorney, Agent, or Firm* — Crowell & Moring LLP



(57) **CLAIM**

The ornamental design for a vehicle wheel, toy vehicle wheel, and/or replicas thereof, as shown and described.

DESCRIPTION

FIG. 1 is a perspective view of a vehicle wheel, toy vehicle wheel, and/or replicas thereof according to the design; FIG. 2 is an additional perspective view thereof; FIG. 3 is an additional perspective view thereof; FIG. 4 is a front view thereof; FIG. 5 is a rear view thereof in a lighter grey scale representing portions of the wheel that form no part of the claimed design; and, FIG. 6 is a side view thereof.

1 Claim, 6 Drawing Sheets



(56)

References Cited

U.S. PATENT DOCUMENTS

D877,018 S *	3/2020	Betancourt	D12/209
D879,005 S *	3/2020	Zelenak	D12/211
D885,288 S *	5/2020	Preyss	D12/209
D897,927 S *	10/2020	Langhals	D12/211
D906,216 S *	12/2020	Valencia Pollex	D12/209
D908,576 S *	1/2021	Han	D12/209
D917,366 S *	4/2021	Groth	D12/209

FOREIGN PATENT DOCUMENTS

EM	001898339-0001	9/2011
EM	002205542-0002	8/2014
WO	WO DM/044406	8/1998

* cited by examiner



Fig. 1



Fig. 2



Fig. 3




Fig. 4




Fig. 5




Fig. 6