



US00D935964S

(12) **United States Design Patent**
Qiu

(10) **Patent No.:** **US D935,964 S**

(45) **Date of Patent:** **** Nov. 16, 2021**

(54) **CAR STEERING WHEEL DECORATION**

(71) Applicant: **Shenzhen Beiting Technology Co., Ltd.**, Shenzhen (CN)

(72) Inventor: **Weisi Qiu**, Shenzhen (CN)

(**) Term: **15 Years**

(21) Appl. No.: **29/768,008**

(22) Filed: **Jan. 27, 2021**

(51) **LOC (13) Cl.** **12-16**

(52) **U.S. Cl.**
USPC **D12/177**

(58) **Field of Classification Search**
USPC D12/174, 175, 176, 177, 400; D21/333, D21/385; D14/401, 414, 444; D11/4, 5, D11/6, 8, 11, 12, 13, 15, 16, 26, 27, 28, D11/29, 30, 31, 32, 33, 34, 35, 36, 37, 38
CPC B60R 21/05; B60R 21/203; B62D 1/04; B62D 1/06; B62D 1/065
See application file for complete search history.

(56) **References Cited**

U.S. PATENT DOCUMENTS

2,317,307	A *	4/1943	Snow	B62D 1/043
					74/557
2,881,638	A *	4/1959	Taylor	B62D 1/04
					74/552
D211,168	S *	5/1968	Shroeder	D12/176
D249,499	S *	9/1978	LeRose	74/552
D286,990	S *	12/1986	Burlingham	D11/1
D316,685	S *	5/1991	Royer	D11/4
D337,740	S *	7/1993	Rowray	D11/40
D507,771	S *	7/2005	Wang	D12/177
D517,964	S *	3/2006	Huang	D12/177
D635,900	S *	4/2011	Anzi	D12/176
D646,608	S	10/2011	Huang		
D653,181	S	1/2012	Krankkala		
D659,579	S *	5/2012	Hill	D11/3
D662,434	S *	6/2012	Hill	D11/3

D678,804	S *	3/2013	Takahashi	D11/37
D683,288	S	5/2013	Kho		
D701,153	S	3/2014	Shen		
D704,109	S	5/2014	Shen		
D704,110	S	5/2014	Shen		
D704,111	S	5/2014	Shen		
D710,272	S	8/2014	Shen		
D740,711	S *	10/2015	Wempe	D11/26
D740,712	S *	10/2015	Wempe	D11/26
D793,896	S *	8/2017	Reed, Jr.	D11/26
D809,441	S	2/2018	Simmons		
D831,549	S	10/2018	Simmons		

(Continued)

Primary Examiner — Christian P. McLean

Assistant Examiner — Adam C Mager

(74) *Attorney, Agent, or Firm* — Rumit Ranjit Kanakia

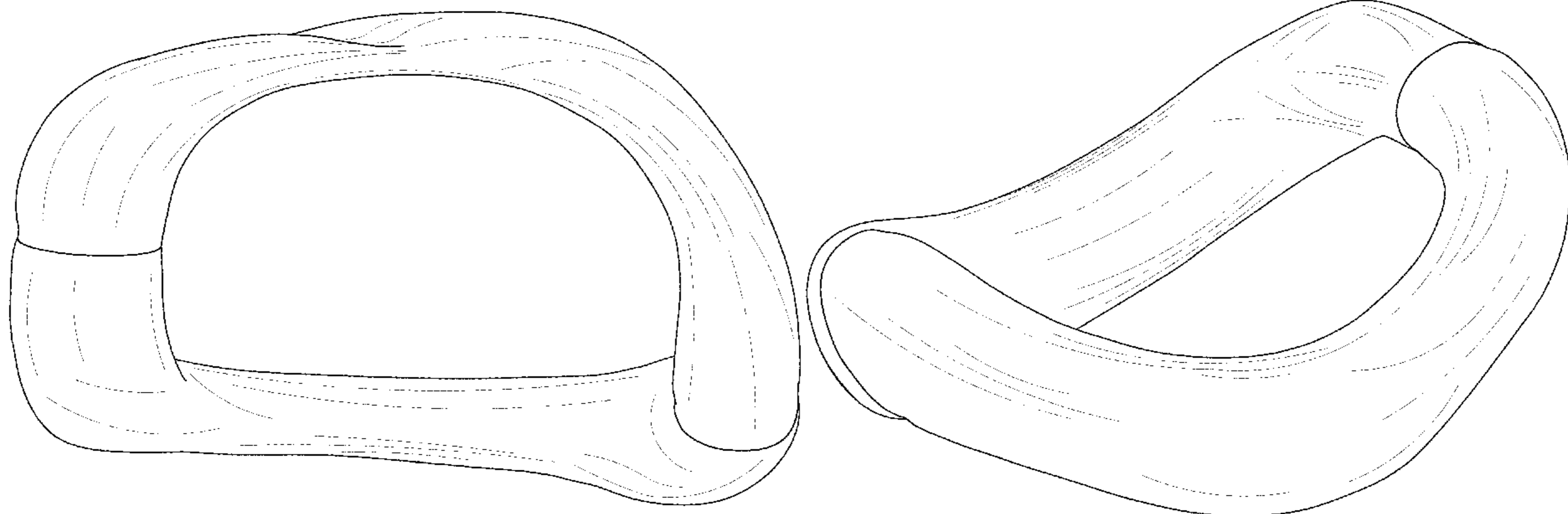
(57) **CLAIM**

The ornamental design for a car steering wheel decoration, as shown and described.

DESCRIPTION

FIG. 1 is a front view of a car steering wheel decoration showing my new design;
 FIG. 2 is a rear view thereof;
 FIG. 3 is a left side view thereof;
 FIG. 4 is a right side view thereof;
 FIG. 5 is a top view thereof;
 FIG. 6 is a bottom view thereof;
 FIG. 7 is a perspective view of a car steering wheel decoration showing my new design;
 FIG. 8 is another perspective view thereof;
 FIG. 9 is a perspective view showing the car steering wheel decoration is open; and,
 FIG. 10 is another perspective view showing the car steering wheel decoration is open.
 The broken lines in the figures are for the purposes of illustrating portions of the a car steering wheel decoration, which form no part of the claimed design.

1 Claim, 10 Drawing Sheets



(56)

References Cited

U.S. PATENT DOCUMENTS

D842,754 S * 3/2019 Hardy D11/86
D861,558 S * 10/2019 Huang D12/177
2016/0107674 A1* 4/2016 Fiumefreddo B62D 1/06
74/558
2017/0129528 A1* 5/2017 Fiumefreddo B62D 1/06

* cited by examiner

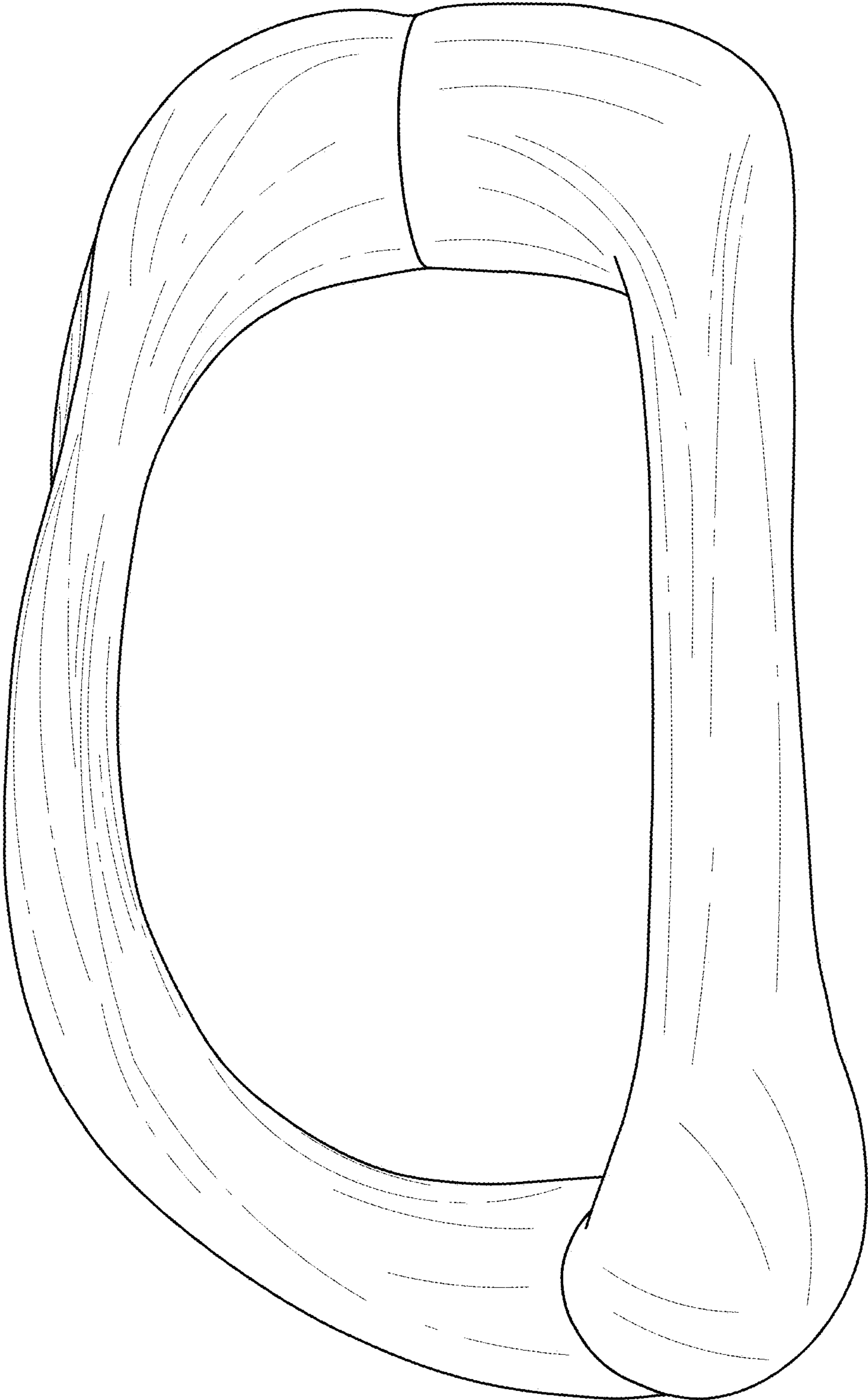


Fig. 1

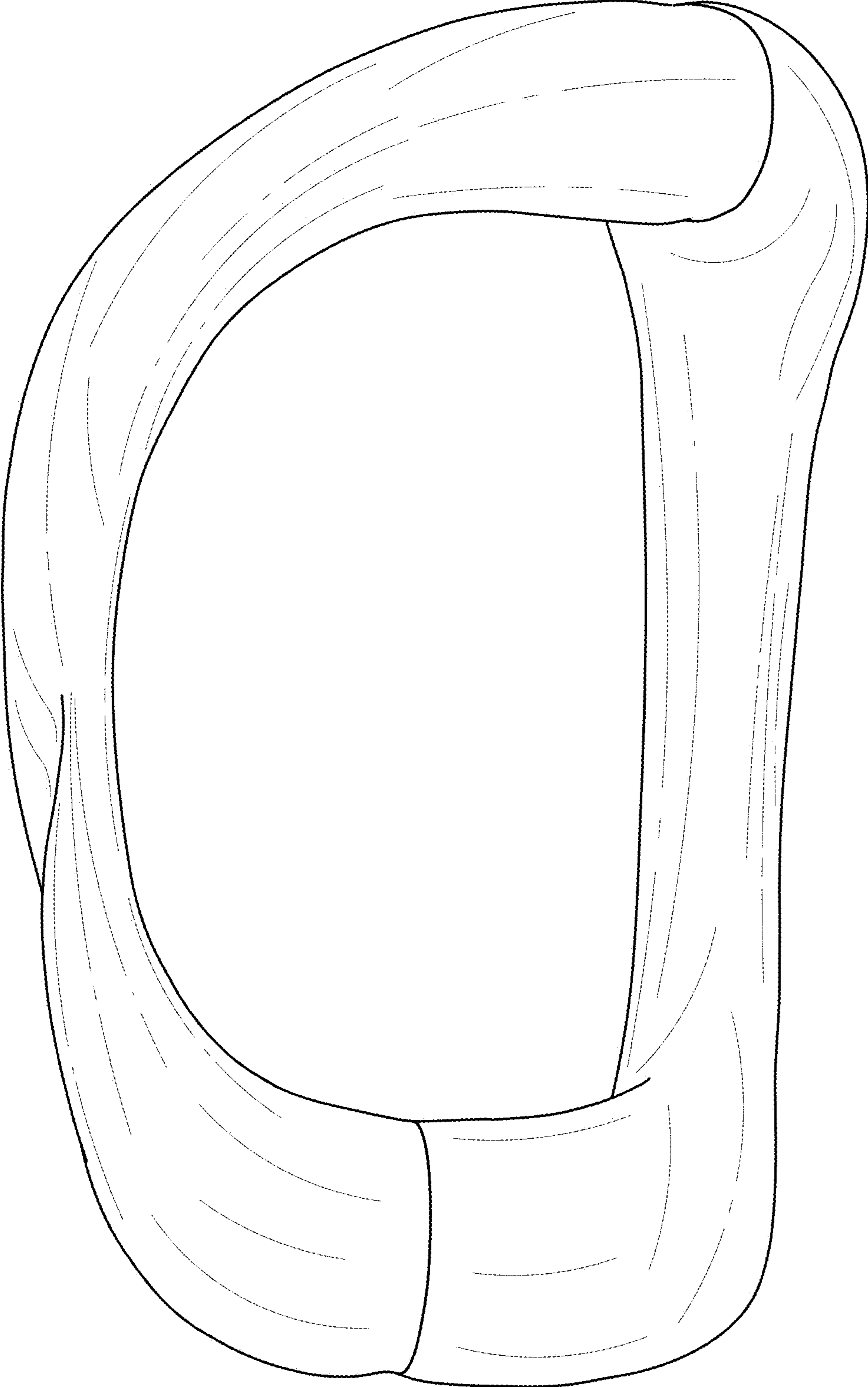


Fig. 2

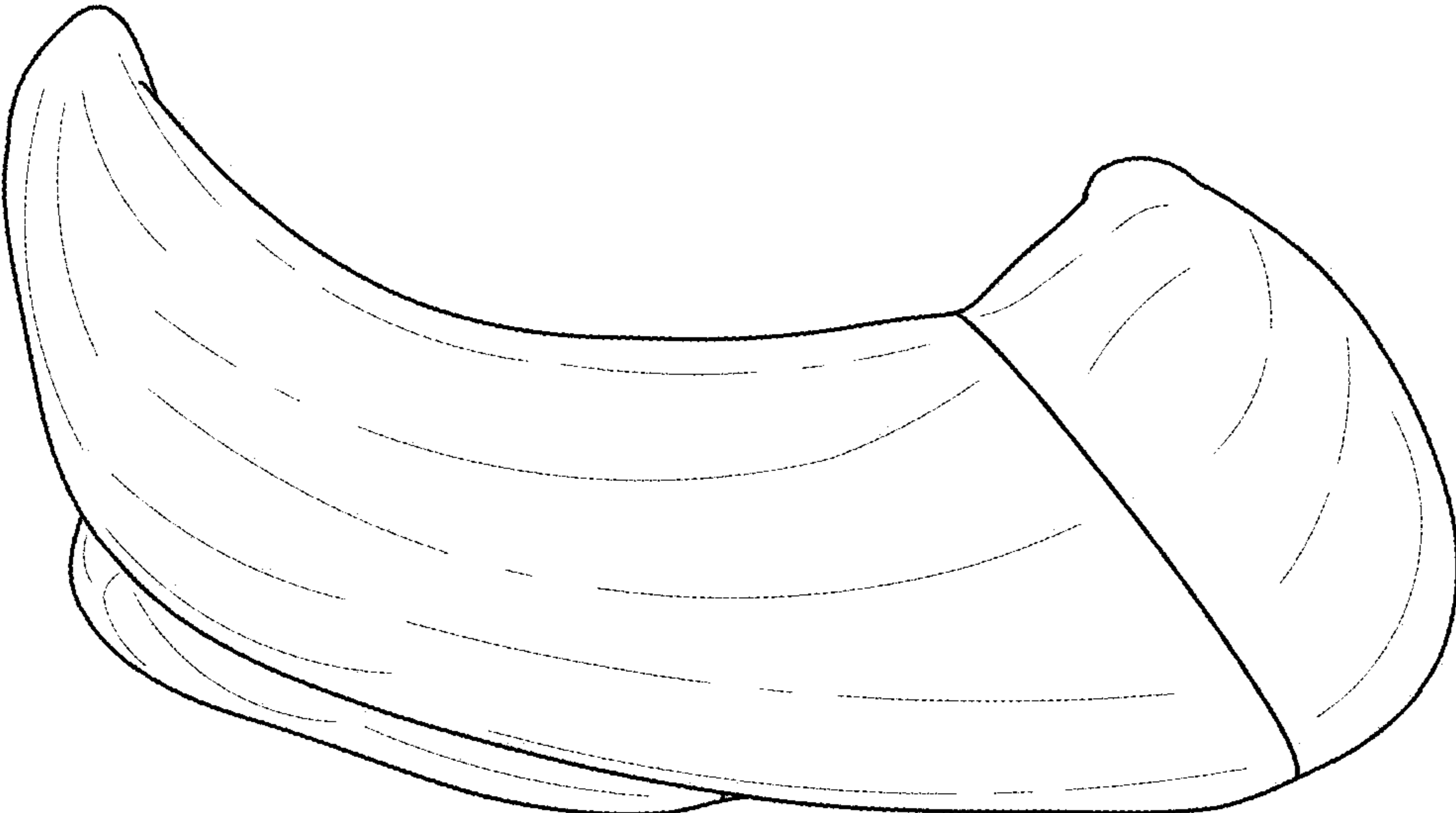


Fig. 3




Fig.4

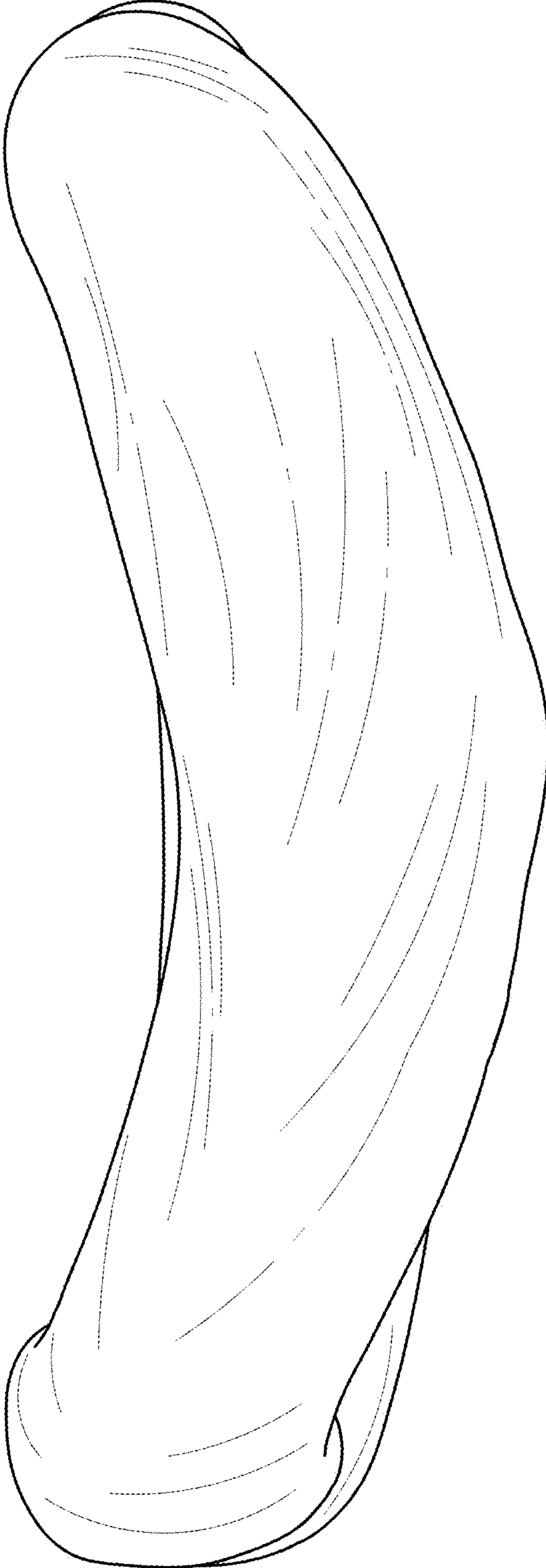


Fig. 5



Fig.6

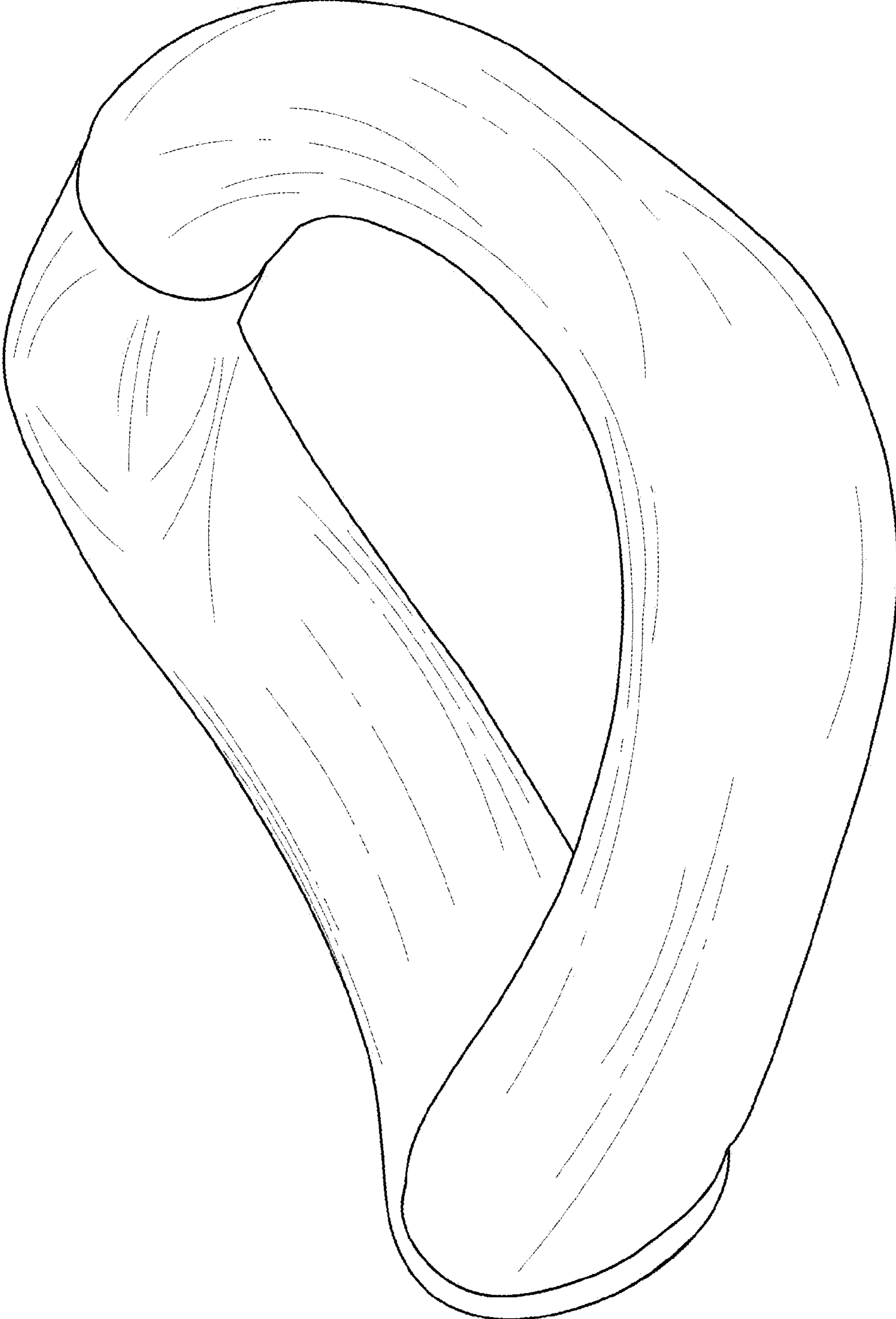


Fig.7



Fig.8

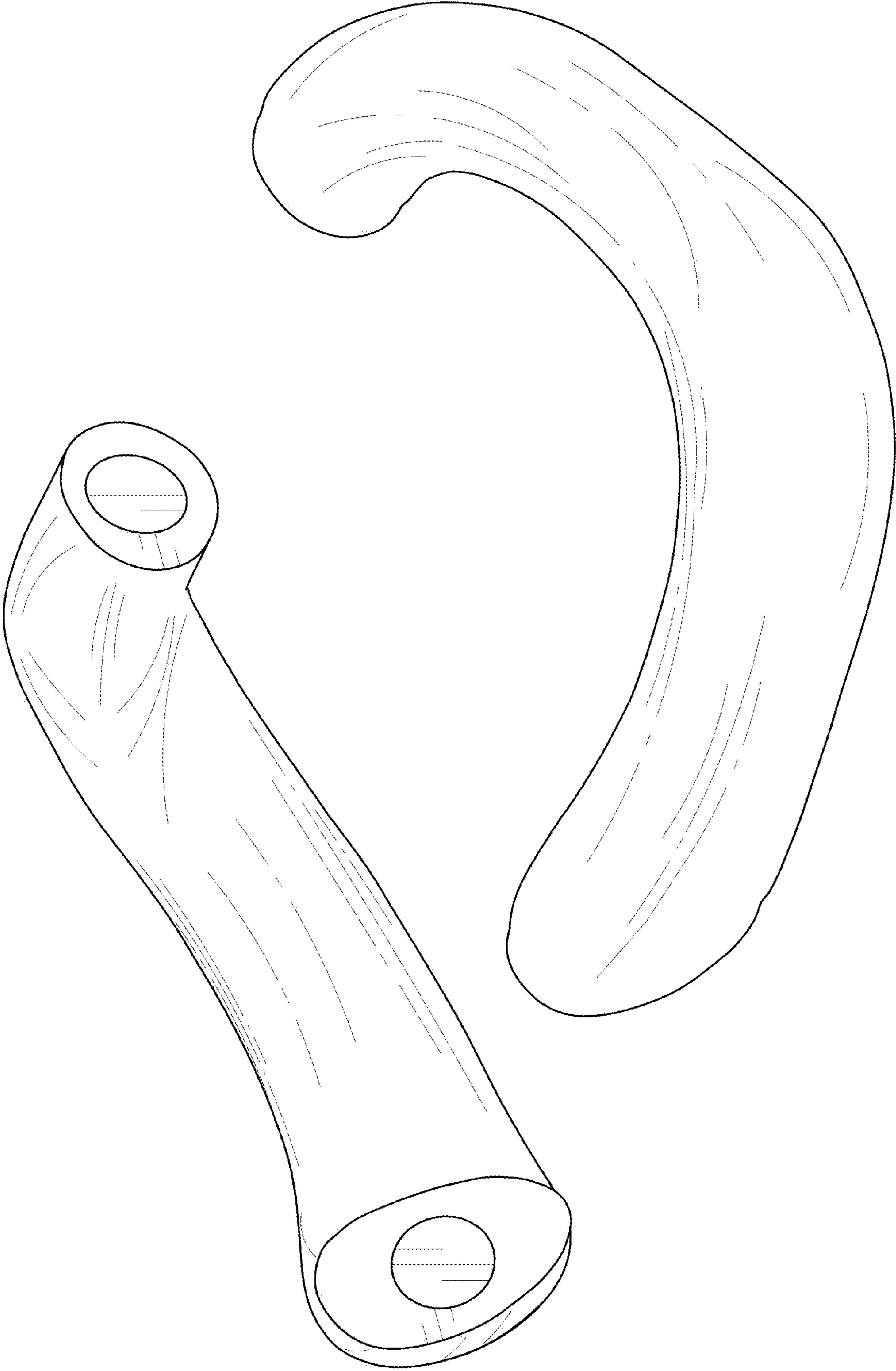


Fig. 9

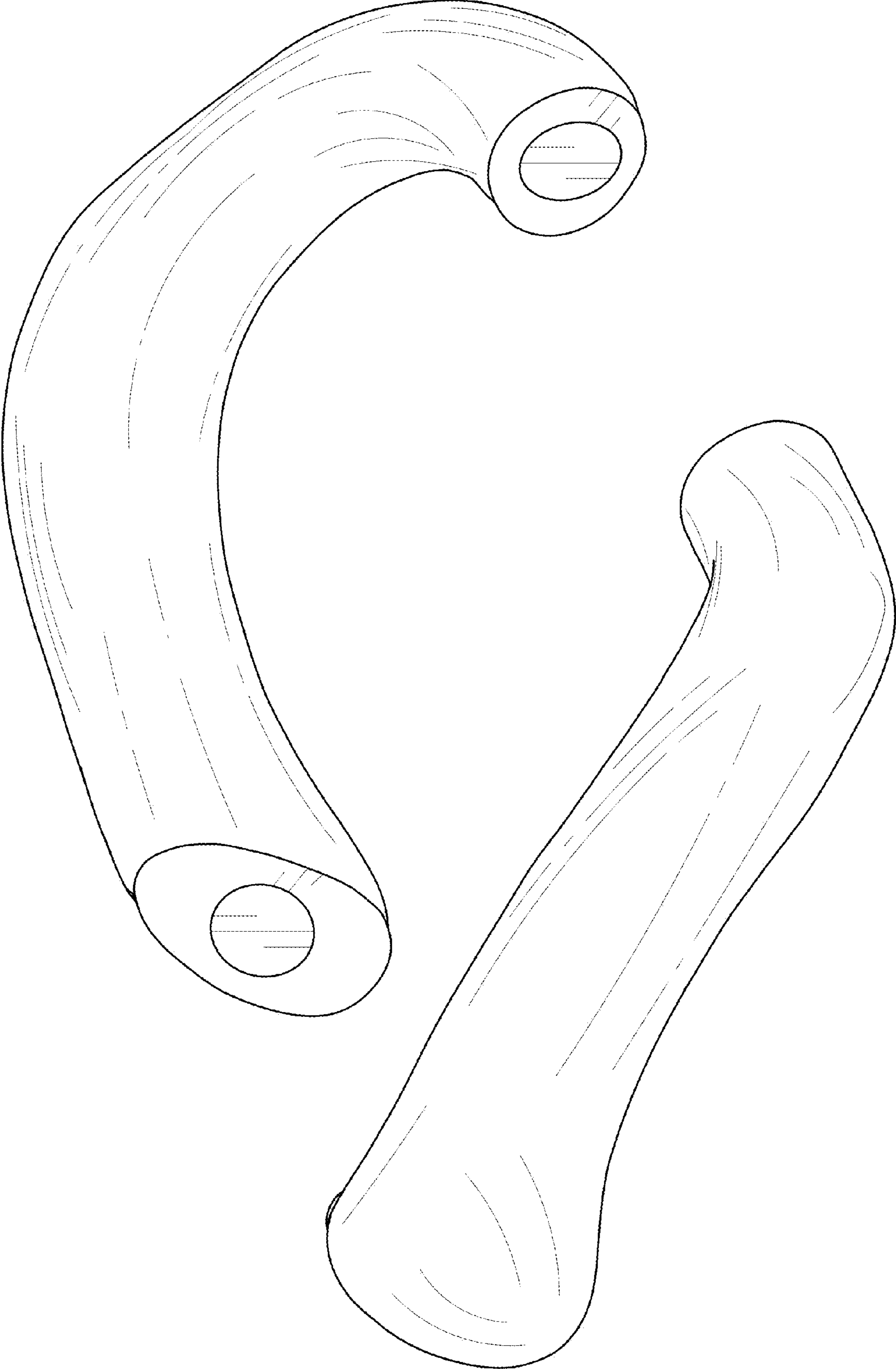


Fig. 10