



US00D935963S

(12) **United States Design Patent**  
**Hamada et al.**

(10) **Patent No.:** **US D935,963 S**

(45) **Date of Patent:** **\*\* Nov. 16, 2021**

(54) **PORTIONS OF A STEERING WHEEL FOR A VEHICLE**

(71) Applicant: **MITSUBISHI JIDOSHA KOGYO KABUSHIKI KAISHA**, Tokyo (JP)

(72) Inventors: **Kei Hamada**, Tokyo (JP); **Shuichi Imai**, Tokyo (JP)

(73) Assignee: **MITSUBISHI JIDOSHA KOGYO KABUSHIKI KAISHA**, Tokyo (JP)

(\*\*) Term: **15 Years**

(21) Appl. No.: **29/700,995**

(22) Filed: **Aug. 7, 2019**

(30) **Foreign Application Priority Data**

Feb. 20, 2019 (JP) ..... 2019-003369

(51) **LOC (13) Cl.** ..... **12-16**

(52) **U.S. Cl.**  
USPC ..... **D12/176**

(58) **Field of Classification Search**  
USPC ..... D12/175, 176, 177; 74/552, 558, 558.5  
CPC ..... B60R 21/203; B60R 21/05; B62D 1/04  
See application file for complete search history.

(56) **References Cited**

**U.S. PATENT DOCUMENTS**

D521,913 S \* 5/2006 Nakamura ..... D12/176  
D633,835 S \* 3/2011 Frank ..... D12/176  
D653,179 S \* 1/2012 Frank ..... D12/176  
D653,594 S \* 2/2012 Frank ..... D12/176

D659,613 S \* 5/2012 Tanaka ..... D12/176  
D707,162 S \* 6/2014 Finney ..... D12/176  
D758,932 S \* 6/2016 Schowalter ..... D12/176  
D773,968 S \* 12/2016 Blachere ..... D12/176  
D797,621 S \* 9/2017 Ogawa ..... D12/176  
D814,999 S \* 4/2018 Lokers ..... D12/176  
D820,177 S \* 6/2018 Buttery ..... D12/176  
D827,522 S \* 9/2018 Villamizar ..... D12/176  
D853,912 S \* 7/2019 Grewer ..... D12/176  
D858,383 S \* 9/2019 Wakou ..... D12/176  
D875,000 S \* 2/2020 Watola ..... D12/176  
D880,383 S \* 4/2020 Kim ..... D12/176  
D881,765 S \* 4/2020 Finney ..... D12/176

\* cited by examiner

*Primary Examiner* — Melody N Brown

(74) *Attorney, Agent, or Firm* — Birch, Stewart, Kolasch & Birch, LLP.

(57) **CLAIM**


The ornamental design for portions of a steering wheel for a vehicle, as shown and described.


**DESCRIPTION**

FIG. 1 is a front and left side perspective view of portions of a steering wheel for a vehicle showing our new design; FIG. 2 is a front and right side perspective view thereof; FIG. 3 is a front view thereof; FIG. 4 is a left side view thereof; FIG. 5 is a right side view thereof; and, FIG. 6 is a bottom view thereof.


The portions of a steering wheel for a vehicle shown throughout the drawing views in a deemphasized and faded out half tone form are for environmental and illustrative purposes and form no part of the claimed design.

**1 Claim, 6 Drawing Sheets**





**FIG. 1**



**FIG. 2**



**FIG. 3**






FIG. 4



**FIG. 5**



**FIG. 6**