



US00D935931S

(12) **United States Design Patent**
Yatsugi-Kang

(10) **Patent No.:** **US D935,931 S**

(45) **Date of Patent:** **** Nov. 16, 2021**

(54) **NECKLACE**

(71) Applicant: **Harry Winston SA**, Plan-les-Ouates (CH)

(72) Inventor: **Rie Yatsugi-Kang**, New York, NY (US)

(73) Assignee: **Harry Winston SA**, Plan-les-Ouates (CH)

(**) Term: **15 Years**

(21) Appl. No.: **29/725,808**

(22) Filed: **Feb. 27, 2020**

(30) **Foreign Application Priority Data**

Sep. 2, 2019 (WO) WIPO86930

(51) **LOC (13) Cl.** **11-01**

(52) **U.S. Cl.**
USPC **D11/16; D11/8**

(58) **Field of Classification Search**
USPC D11/1-12, 16-18, 40-43, 79, 91, 92;
D99/26, 27

CPC . A44C 15/0015; A44C 15/002; A44C 15/005;
A44C 15/0055; A44C 17/02; A44C
17/04; A44C 25/001; A44C 11/002
See application file for complete search history.

(56) **References Cited**

U.S. PATENT DOCUMENTS

D66,018 S * 11/1924 Klein D11/11
D161,039 S * 11/1950 Philippe D11/8
D167,099 S * 6/1952 Philippe D11/10
D168,561 S * 1/1953 Katz D11/9
D169,177 S * 3/1953 Katz D11/9

D169,676 S * 5/1953 Katz D11/79
D172,679 S * 7/1954 Philippe D11/10
D175,113 S * 7/1955 Katz D11/7
D175,952 S * 11/1955 Katz D11/9
D176,696 S * 1/1956 Katz D11/10
D176,785 S * 1/1956 Katz D11/9
D176,857 S * 2/1956 Katz D11/9
D176,955 S * 2/1956 Katz D11/9
D177,103 S * 3/1956 Katz D11/10
D177,129 S * 3/1956 Katz D11/8
D177,142 S * 3/1956 Katz D11/10
D177,408 S * 4/1956 Katz D11/10
D178,397 S * 7/1956 Katz D11/8
D752,471 S * 3/2016 Riviere D11/16
D759,531 S * 6/2016 Yatsugi-Kang D11/8
D780,005 S * 2/2017 Yatsugi-Kang D11/7
D783,440 S * 4/2017 Yatsugi-Kang D11/16
D793,273 S * 8/2017 Riviere D11/16
D885,960 S * 6/2020 Yatsugi-Kang D11/8

* cited by examiner

Primary Examiner — Llorellys Martinez

(74) *Attorney, Agent, or Firm* — Blank Rome LLP

(57) **CLAIM**

The ornamental design for a necklace, as shown and described.

DESCRIPTION

FIG. 1 is a front view of a necklace of the present design; FIG. 2 is a rear view thereof; FIG. 3 is a right side perspective view thereof; FIG. 4 is a left side perspective view thereof; FIG. 5 is a top perspective view thereof; FIG. 6 is a bottom perspective view thereof; FIG. 7 is a front right perspective view thereof; and, FIG. 8 is a rear left perspective view thereof.

1 Claim, 8 Drawing Sheets





FIG. 1



FIG. 2




FIG. 3

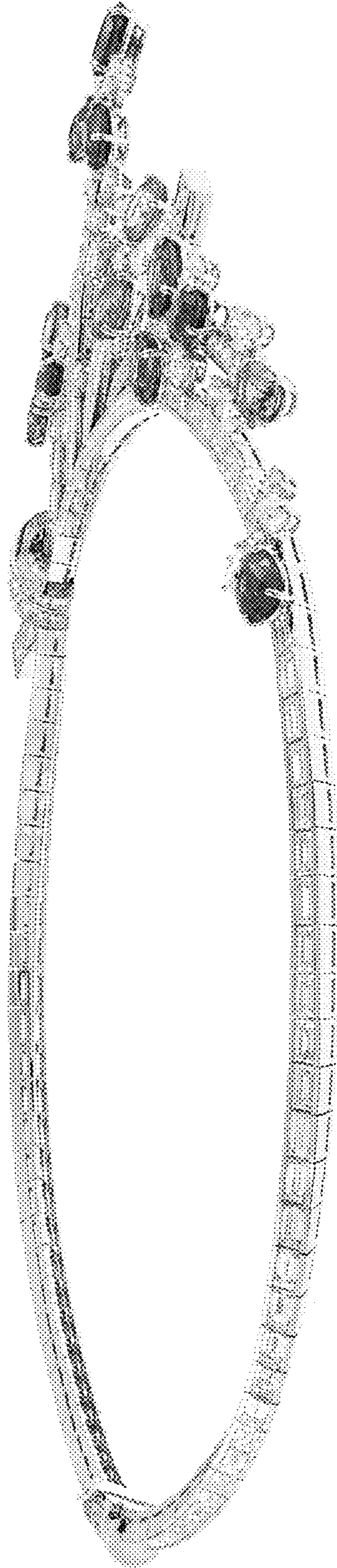


FIG. 4

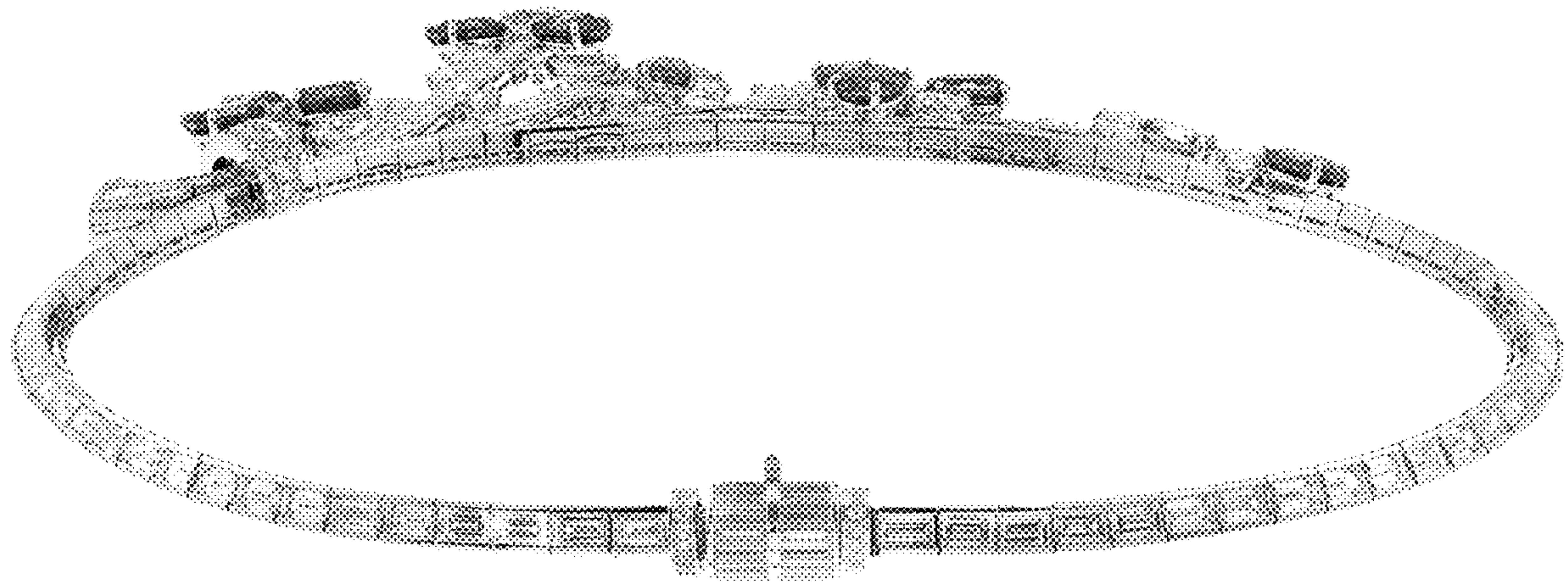


FIG. 5

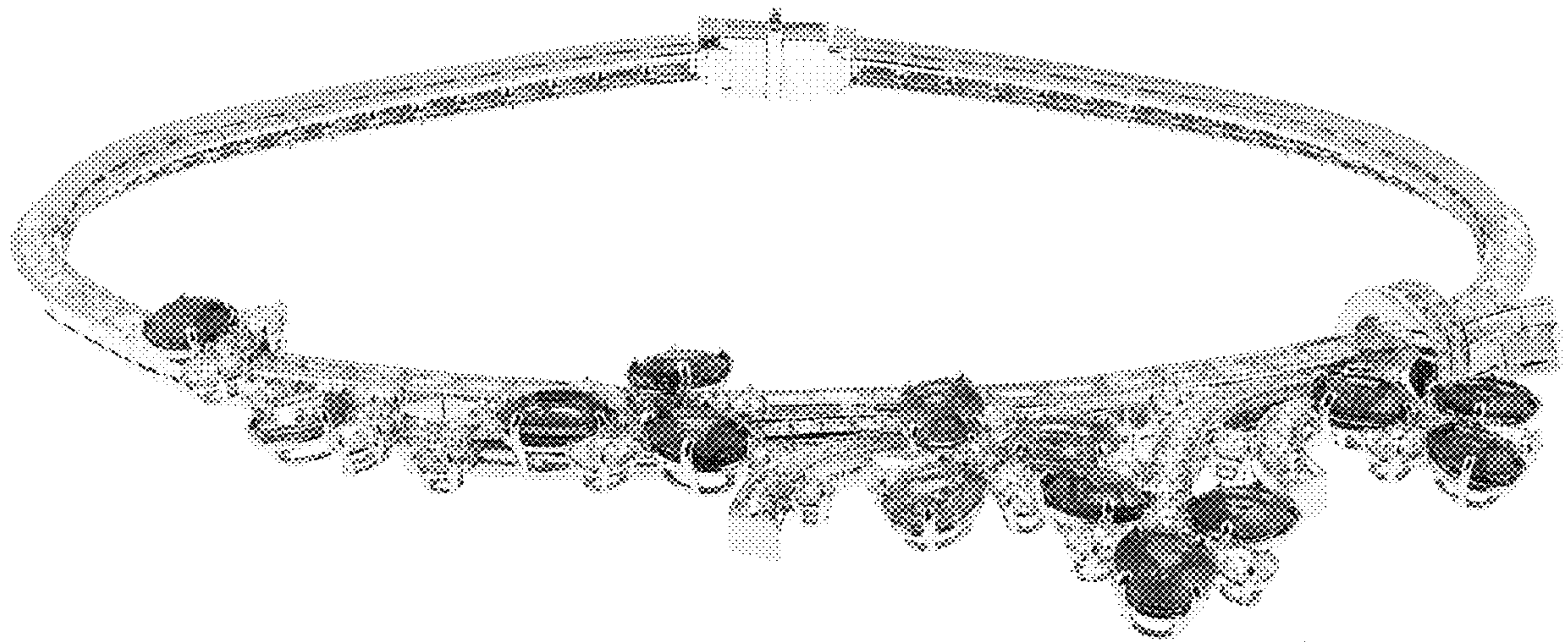


FIG. 6




FIG. 7



FIG. 8