



US00D935930S

(12) **United States Design Patent** (10) **Patent No.:** **US D935,930 S**
Riviere (45) **Date of Patent:** **** Nov. 16, 2021**

(54) **NECKLACE**
(71) Applicant: **Harry Winston SA**, Plan-les-Ouates (CH)
(72) Inventor: **Dominique Riviere**, New York, NY (US)
(73) Assignee: **Harry Winston SA**, Plan-les-Ouates (CH)

(**) Term: **15 Years**
(21) Appl. No.: **29/711,113**
(22) Filed: **Oct. 29, 2019**

(30) **Foreign Application Priority Data**

Apr. 30, 2019 (WO) DM/200984

(51) **LOC (13) Cl.** **11-01**
(52) **U.S. Cl.**
USPC **D11/8**

(58) **Field of Classification Search**
USPC D11/1, 3-18, 40, 42, 43, 75-79
CPC A44C 5/00; A44C 5/02; A44C 15/005;
A44C 15/0045; A44C 15/0055; A44C
12/00; A44C 25/00; A44C 25/001
See application file for complete search history.

(56) **References Cited**

U.S. PATENT DOCUMENTS

D148,042 S * 12/1947 Arpels D11/9
D151,708 S * 11/1948 Philippe D11/6
D151,835 S * 11/1948 Katz D11/9
D151,844 S * 11/1948 Katz D11/9
D151,958 S * 12/1948 Bogoff D11/8
D154,030 S * 6/1949 Duvalet D11/8
D168,408 S * 12/1952 Katz D11/8
D169,203 S * 3/1953 Philippe D11/9

D173,576 S * 11/1954 Katz D11/79
D210,552 S * 3/1968 Pelzman D11/11
D780,008 S * 2/2017 Galli D11/16
D800,009 S * 10/2017 Yatsugi-Kang D11/16
D907,520 S * 1/2021 Abdourahim D11/6

FOREIGN PATENT DOCUMENTS

JP D1553780 * 7/2016

OTHER PUBLICATIONS

Ruby and Diamond Necklace, Lot 1941, Sotheby's Magnificent Jewels and Jadeite auction eCatalog, Oct. 6, 2010, [online], [site visited Aug. 24, 2021], Retrieved from url:https://www.sothebys.com/en/auctions/ecatalogue/2010/magnificent-jewels-jadeite-hk0330/lot.1941.html (Year: 2010).*

* cited by examiner

Primary Examiner — Wendy L Arminio

Assistant Examiner — Tracey J Bell

(74) *Attorney, Agent, or Firm* — Blank Rome LLP

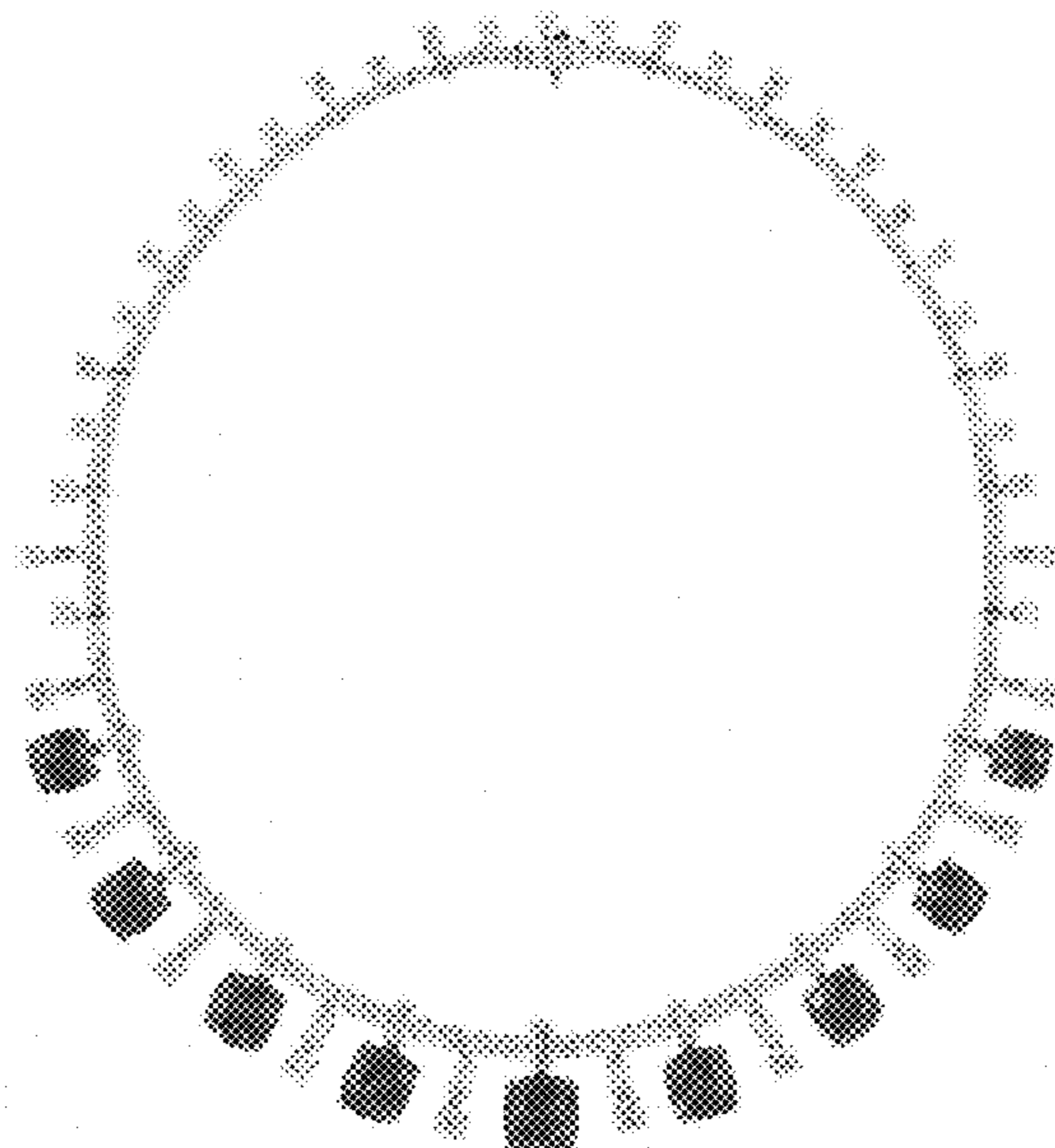
(57) **CLAIM**

The ornamental design for a necklace, as shown and described.

DESCRIPTION

FIG. 1 is a front view of a necklace of the present design; FIG. 2 is a rear view thereof; FIG. 3 is a left side perspective view thereof; FIG. 4 is a right side perspective view thereof; FIG. 5 is a top perspective view thereof; FIG. 6 is a bottom perspective view thereof; FIG. 7 is a front perspective view thereof; and, FIG. 8 is a rear perspective view thereof.

1 Claim, 8 Drawing Sheets



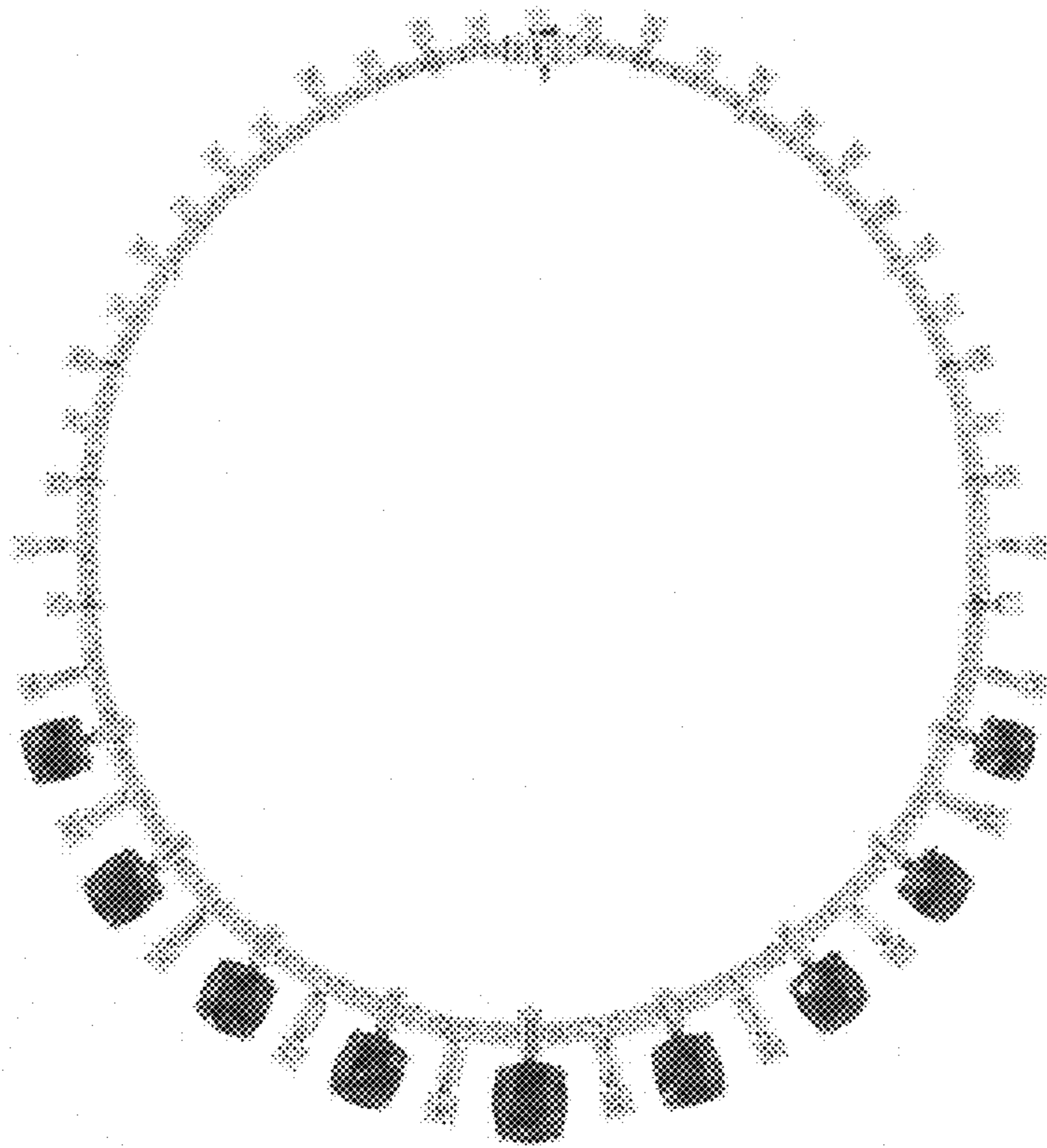


Fig. 1




Fig. 2



Fig. 3



Fig. 4




Fig. 5



Fig. 6



Fig. 7




Fig. 8