



US00D935892S

(12) **United States Design Patent** (10) **Patent No.:** **US D935,892 S**  
**Zaharinov** (45) **Date of Patent:** **\*\* Nov. 16, 2021**

(54) **COLLAPSIBLE CONTAINER**

5/38; B65D 1/32; B65D 1/00; B65D 1/322; B65D 1/24; B65D 1/38

(71) Applicant: **DIFOLD INC.**, Middletown, DE (US)

See application file for complete search history.

(72) Inventor: **Petar Kirilov Zaharinov**, Sofia (BG)

(56) **References Cited**

(73) Assignee: **DIFOLD INC.**, Middletown, DE (US)

U.S. PATENT DOCUMENTS

(\*\*) Term: **15 Years**

|              |         |                |        |
|--------------|---------|----------------|--------|
| D604,164 S * | 11/2009 | Miller .....   | D9/521 |
| D693,237 S * | 11/2013 | Bates .....    | D9/697 |
| D760,592 S * | 7/2016  | Charnley ..... | D9/574 |
| D858,307 S * | 9/2019  | Latour .....   | D9/695 |
| D924,059 S * | 7/2021  | Lyon .....     | D9/516 |
| D925,372 S * | 7/2021  | Maclam .....   | D9/574 |

(21) Appl. No.: **29/712,365**

(22) Filed: **Nov. 7, 2019**

\* cited by examiner

(51) **LOC (13) Cl.** ..... **09-05**

(52) **U.S. Cl.**

USPC ..... **D9/695**

(58) **Field of Classification Search**

USPC ..... D9/695-699, 702-703, 705, 707-708, D9/711-712, 521-522, 516, 541, D9/556-560, 723-729, 447, 442-443, D9/453, 730, 686, 688-693, 435, 440; 215/355, 380-381; 222/212, 92, 95-96, 222/107, 215, 531, 386, 536, 207, 394; 220/669, DIG. 7; D28/91.1, 76-78, 82, D28/88, 7; D4/112, 114; D24/119, 133; 206/229; 401/184; D19/66; 221/64, 221/208, 278

CPC ..... B65D 35/00; B65D 35/28; B65D 35/02; B65D 35/04; B65D 35/08; B65D 35/36; B65D 35/38; B65D 5/00; B65D 5/001; B65D 5/0227; B65D 5/0254; B65D 5/0045; B65D 5/18; B65D 5/2033; B65D

*Primary Examiner* — Abraham Bahta

(74) *Attorney, Agent, or Firm* — Marshall, Gerstein & Borun LLP

(57) **CLAIM**

The ornamental design for a collapsible container, as shown and described.

**DESCRIPTION**

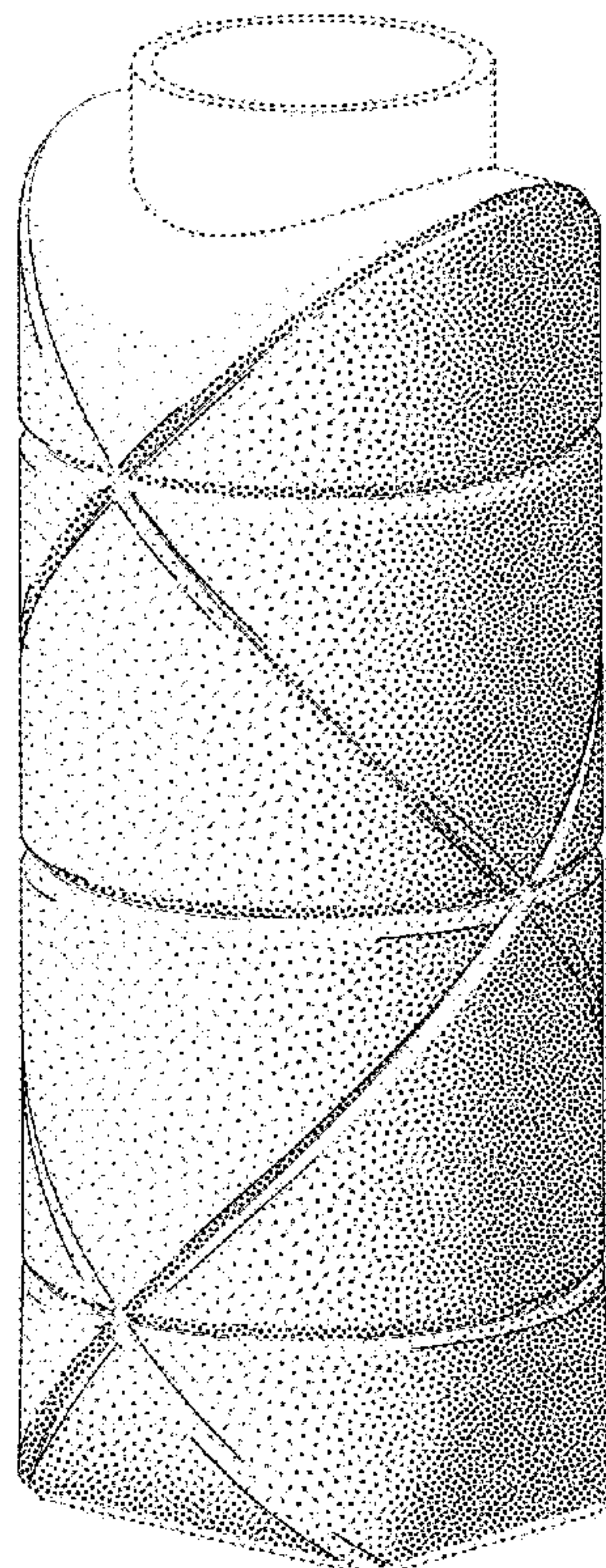
FIG. 1 is a perspective view of the collapsible container showing my new design;

FIG. 2 is a front view, the back view being a mirror image thereof; and,

FIG. 3 is a left side view, the right side view being a mirror image thereof.

The broken lines are for illustrative purposes only and form no part of the claimed design.

**1 Claim, 3 Drawing Sheets**



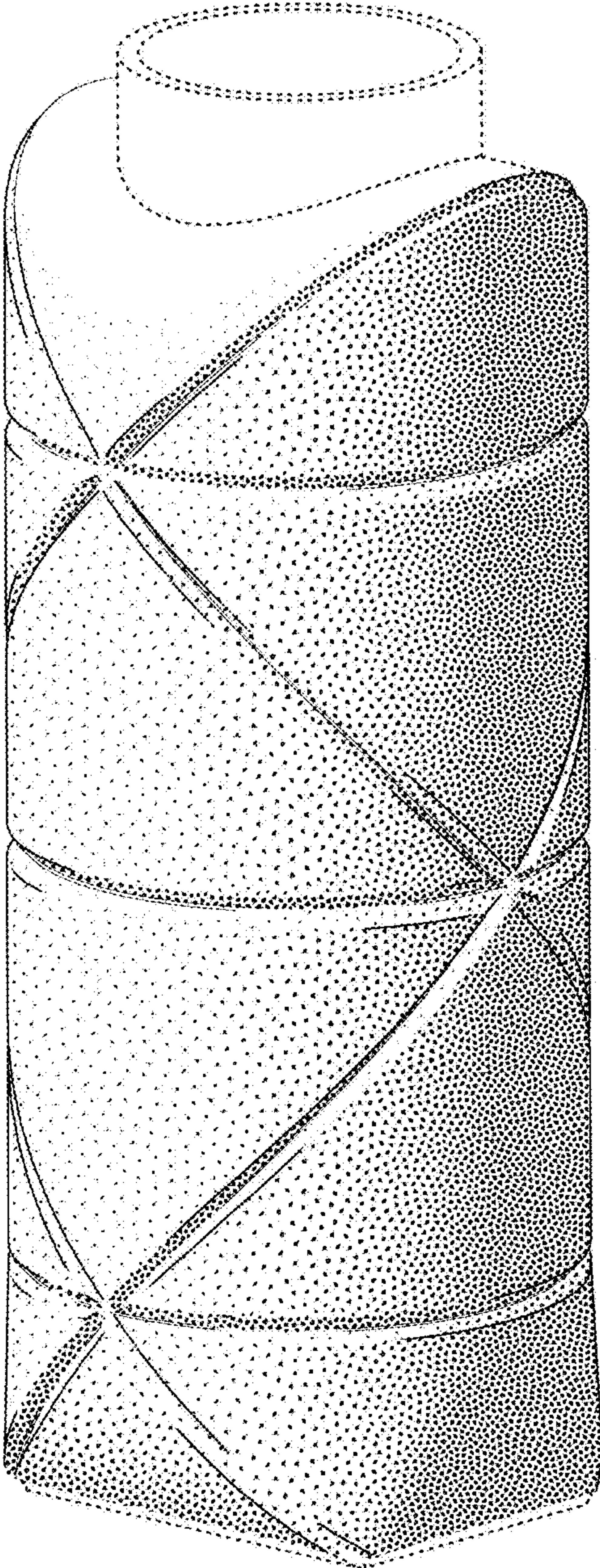


FIG. 1



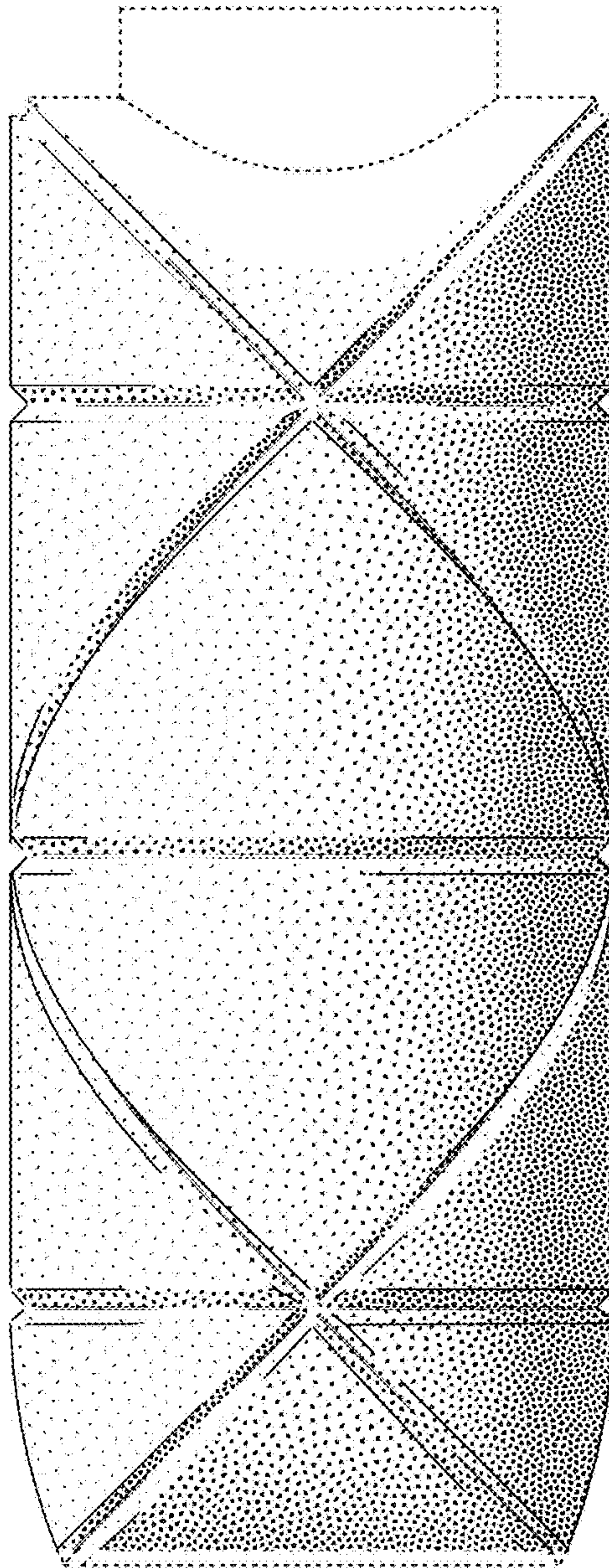


FIG. 2

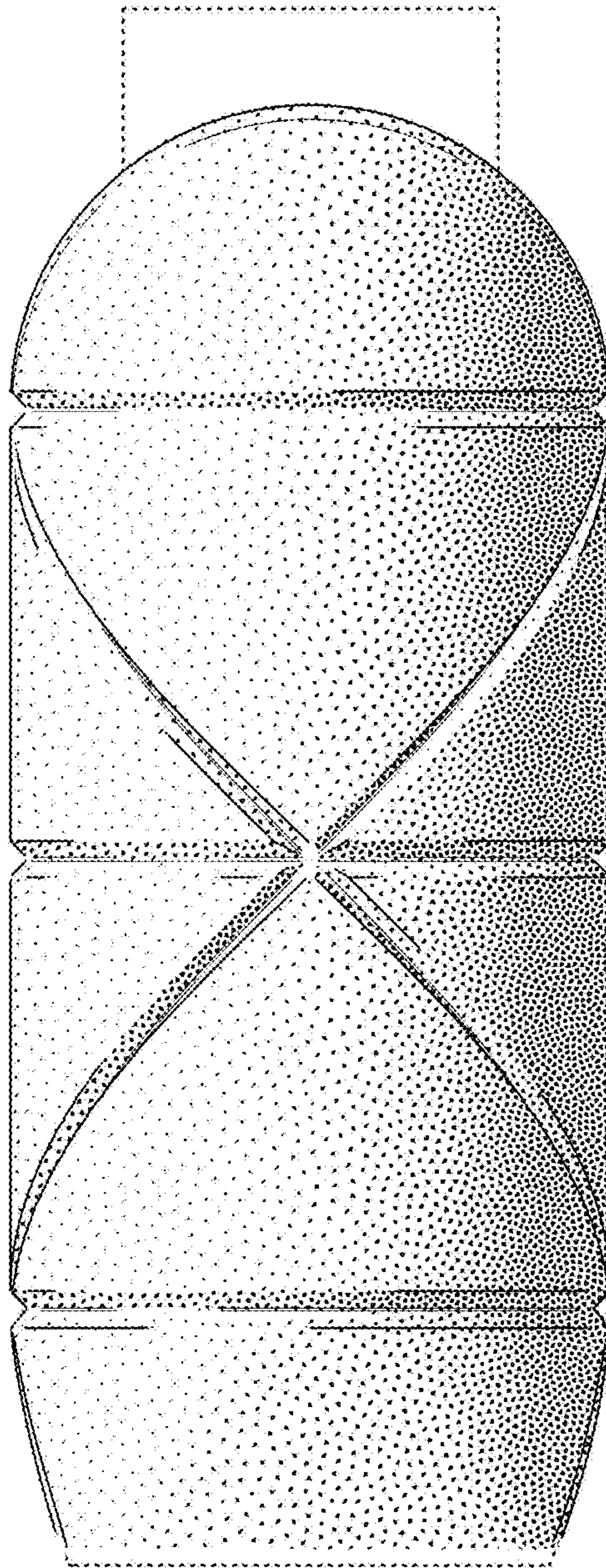


FIG. 3