



US00D935881S

(12) **United States Design Patent** (10) **Patent No.:** **US D935,881 S**
Saeyens (45) **Date of Patent:** **** Nov. 16, 2021**

(54) **GIFT PACKAGING IN THE FORM OF A CASTLE**

(71) Applicant: **De Graal**, Brakel (BE)

(72) Inventor: **Wim Saeyens**, Brakel (BE)

(73) Assignee: **De Graal**, Brakel (BE)

(**) Term: **15 Years**

(21) Appl. No.: **29/709,674**

(22) Filed: **Oct. 16, 2019**

(30) **Foreign Application Priority Data**

Apr. 17, 2019 (EM) 006381323

(51) **LOC (13) Cl.** **09-03**

(52) **U.S. Cl.**
USPC **D9/432; D9/636**

(58) **Field of Classification Search**
USPC D9/414, 418, 420, 430, 432, 433, 456,
D9/517, 636, 638, 640, 641, 757, 600;
D30/112; D6/663; D25/59; D21/510,
D21/506, 827
CPC A47G 23/0241; B65D 5/5038; B65D
71/0077; A63H 33/00; A63H 33/04; A47F
5/116

See application file for complete search history.

(56) **References Cited**

U.S. PATENT DOCUMENTS

D115,651 S * 7/1939 Ford D9/753
D154,199 S * 6/1949 Finkelstein D6/674
D169,888 S * 6/1953 Beyer D21/510
D213,508 S * 3/1969 Wormser D21/820
D241,871 S * 10/1976 Reiling D21/510
4,112,635 A * 9/1978 Rylander A63H 33/008
217/46
D262,902 S * 2/1982 Duarte D21/510
D268,787 S * 4/1983 Franklin, Jr. D25/23

4,419,840 A * 12/1983 Pope A63H 33/044
446/110
5,050,536 A * 9/1991 Baker A01K 1/035
119/499
D333,328 S * 2/1993 Aker D21/510
5,337,700 A * 8/1994 Toft A01K 1/0125
119/165
D368,393 S * 4/1996 Darneille D30/161
5,580,294 A * 12/1996 Briant A63H 33/044
446/110
D389,892 S * 1/1998 Van Wagenen D21/827
D392,692 S * 3/1998 Windom D21/389

(Continued)

FOREIGN PATENT DOCUMENTS

CN 304462172 * 1/2018
GB 1060733 * 1/1990

OTHER PUBLICATIONS

De Graal Castle: Site Visited [Feb. 23, 2023, online]. Available from Internet URL: <https://degraal.be/en/products/de-graal-castle>.*

Primary Examiner — Leanne Was-Englehart
(74) *Attorney, Agent, or Firm* — Dinsmore & Shohl LLP

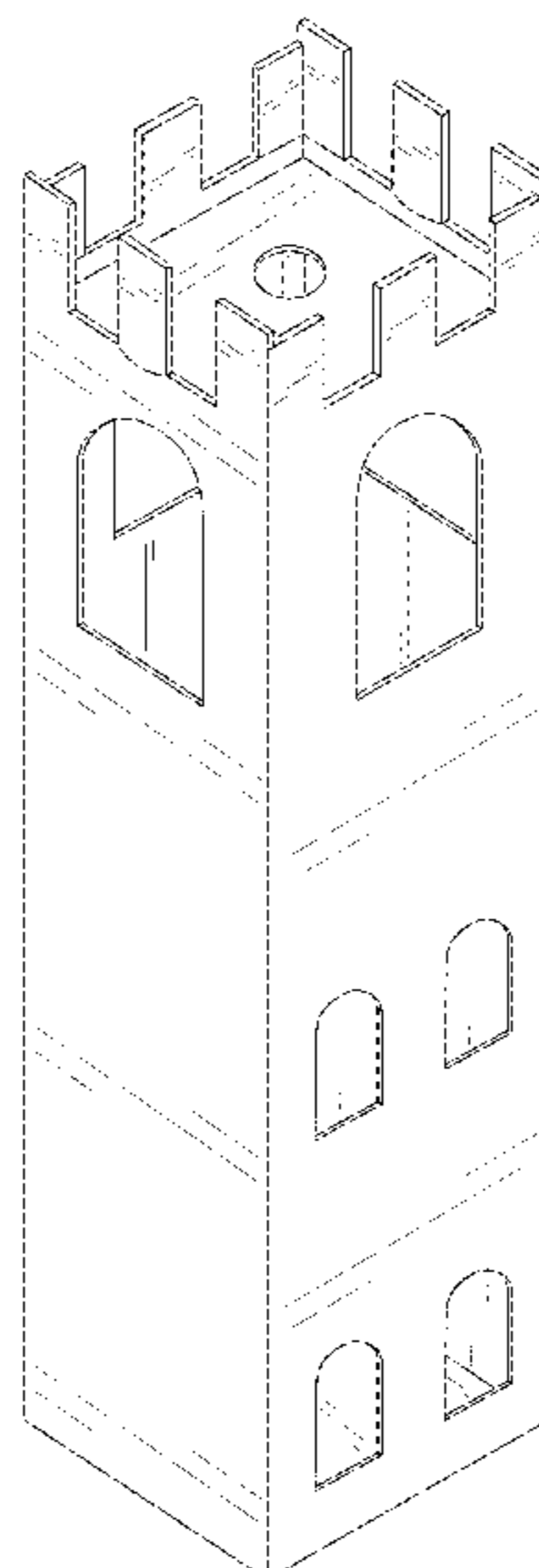
(57) **CLAIM**

The ornamental design for a gift packaging in the form of a castle, as shown and described.

DESCRIPTION

FIG. 1 is a perspective view of a gift packaging in the form of a castle showing my new design;
FIG. 2 is a front side elevation view thereof;
FIG. 3 is a back side elevation view thereof;
FIG. 4 is a left side elevation view thereof;
FIG. 5 is a right side elevation view thereof; and,
FIG. 6 is a top plan view thereof.
The broken lines are shown for the purpose of illustrating parts of the article that form no part of the claim.

1 Claim, 6 Drawing Sheets



(56)

References Cited

U.S. PATENT DOCUMENTS

D393,303	S *	4/1998	Van Wagenen	D21/827
D407,861	S *	4/1999	Teng	A63H 33/044
					D30/112
D469,584	S *	1/2003	Shepherd	D30/112
6,758,167	B1 *	7/2004	Edelinski	A01K 1/033
					119/498
D501,584	S *	2/2005	Abajian	D30/161
D522,269	S *	6/2006	Walker	D6/663
D525,866	S *	8/2006	Oliveira	D9/751
D544,926	S *	6/2007	Kassens	A01K 1/035
					D21/506
D554,060	S *	10/2007	Park	D21/510
D604,016	S *	11/2009	Langston	D30/112
D631,105	S *	1/2011	Cohen	D21/510
D689,140	S *	9/2013	Lo	D21/451
D725,318	S *	3/2015	Olson	D30/161
D725,483	S *	3/2015	Abadie	D9/687
D782,746	S *	3/2017	Mihlbauer	D30/102
D805,914	S *	12/2017	Jackman	A47F 5/116
					D9/636
D815,900	S *	4/2018	Guan	D7/505
D854,190	S *	7/2019	Lee	D25/32
D874,854	S *	2/2020	Gelman	D6/672
10,750,866	B2 *	8/2020	Gruppenhof	A47F 5/116
2012/0037078	A1 *	2/2012	Bradley	A01K 39/0113
					119/51.5

* cited by examiner

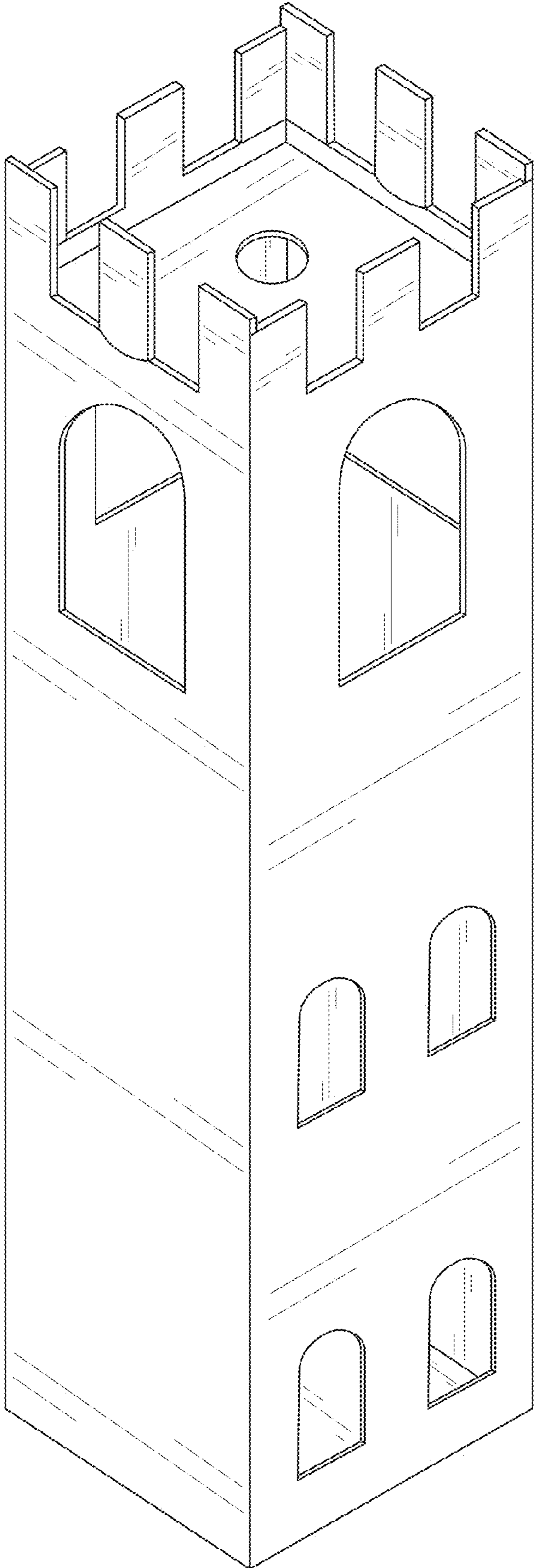


FIG. 1




FIG. 2




FIG. 3




FIG. 4




FIG. 5

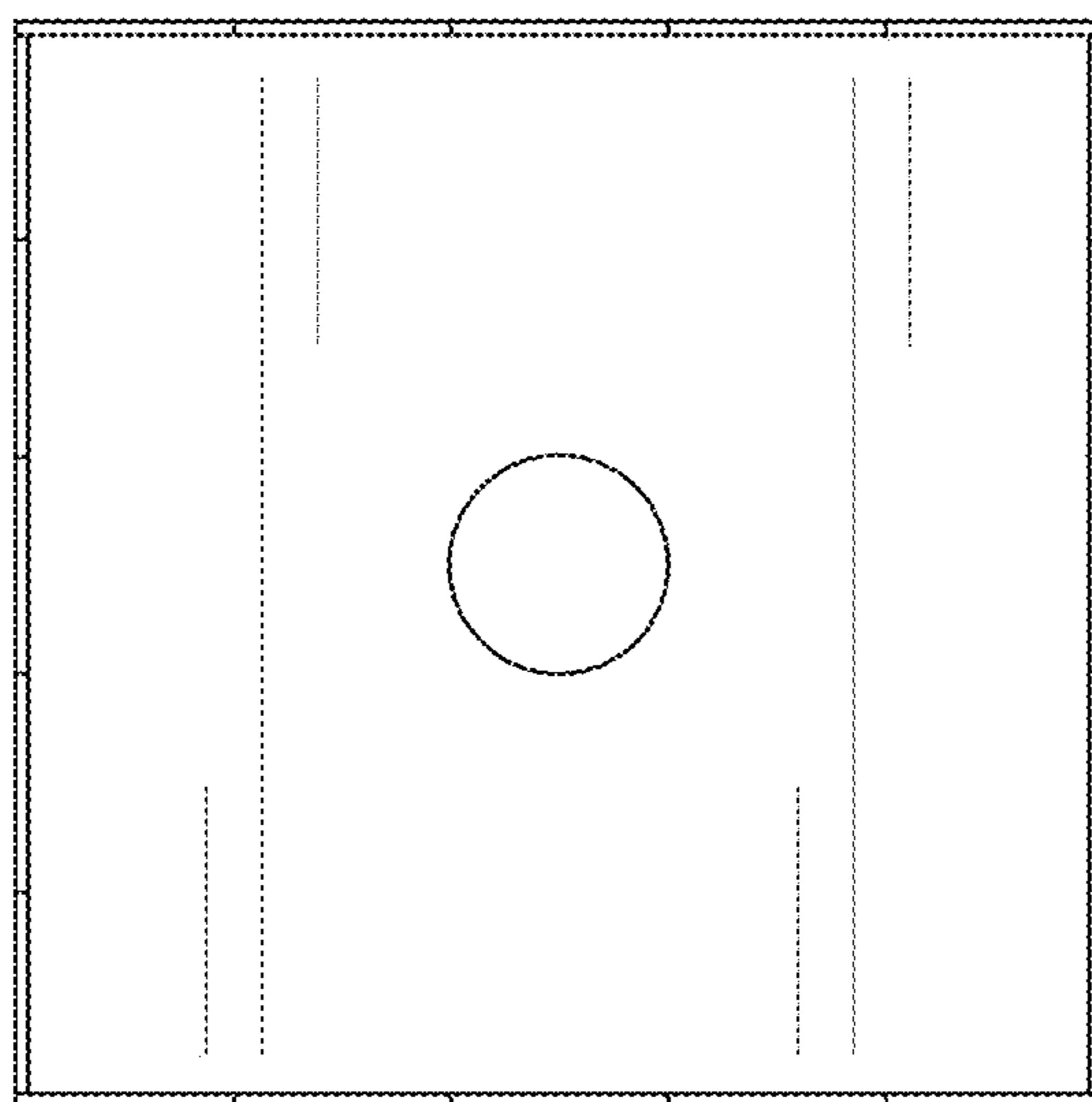


FIG. 6