



US00D935842S

(12) **United States Design Patent** (10) **Patent No.:** **US D935,842 S**  
**Weisbrod** (45) **Date of Patent:** **\*\* Nov. 16, 2021**

(54) **STAND-MIXER SLIDER**  
(71) Applicant: **Spa Sled Mover, LLC**, Nixa, MO (US)  
(72) Inventor: **Steven Weisbrod**, Nixa, MO (US)  
(73) Assignee: **Spa Sled Mover, LLC**, Nixa, MO (US)  
(\*\*) Term: **15 Years**

(21) Appl. No.: **29/686,619**  
(22) Filed: **Apr. 5, 2019**  
(51) **LOC (13) Cl.** ..... **31-00**  
(52) **U.S. Cl.**  
USPC ..... **D7/412; D7/379**  
(58) **Field of Classification Search**  
USPC ..... D7/372, 376-386, 412-413, 602, 629,  
D7/665-666, 669, 679, 693-694  
CPC .... A21C 1/02; A21C 1/04; A23N 1/00; A23N  
1/02; A47J 42/04; A47J 42/08; A47J  
42/40; A47J 43/04; A47J 43/25; A47J  
43/27; A47J 43/042; A47J 43/044; A47J  
43/046; A47J 43/075; A47J 43/0705;  
A47J 43/0722; A47J 43/0727; A47J  
43/082; A47J 45/08; B01F 3/00; B01F  
3/0807; B01F 3/0853; B01F 13/0059;  
B01F 13/0064; B02C 1/08; B02C 2/04;  
B02C 4/42; B02C 4/142; B02C 4/143;  
B02C 4/423; B02C 13/1835; B28C 5/10;  
B28C 5/12; B28C 5/14; B28C 5/16; F16F  
9/00; H02P 23/04  
See application file for complete search history.

(56) **References Cited**  
U.S. PATENT DOCUMENTS  
4,893,942 A \* 1/1990 Stottmann ..... A47J 43/082  
366/279  
4,900,160 A \* 2/1990 Brooks ..... A47J 43/0705  
222/570  
D400,759 S \* 11/1998 Doggett ..... D7/379  
D584,916 S \* 1/2009 Christou ..... D7/376

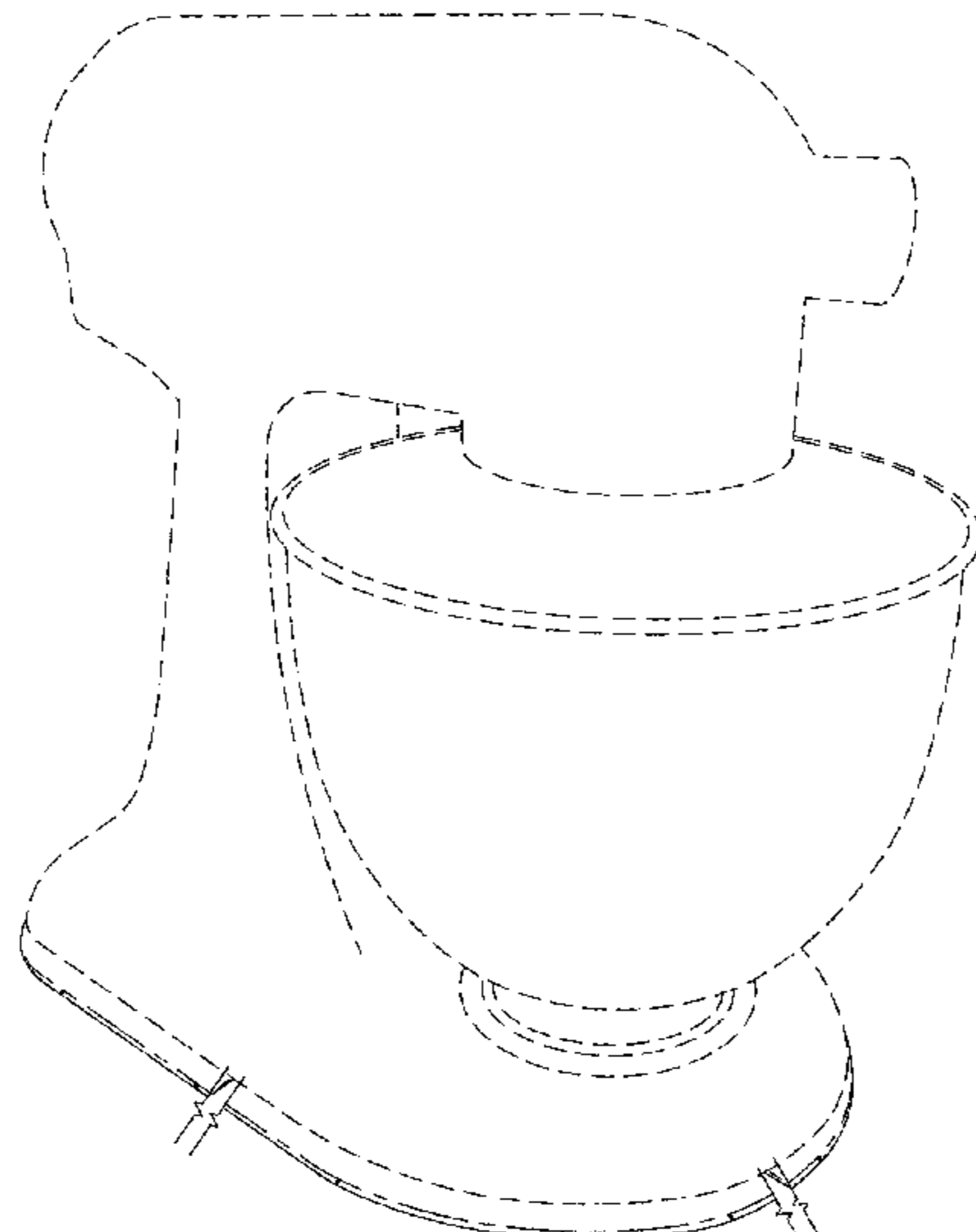
D654,304 S \* 2/2012 Bodum ..... D7/379  
D772,643 S \* 11/2016 Bazzicalupo ..... D7/379  
D796,254 S \* 9/2017 Thomas ..... D7/379  
D818,761 S \* 5/2018 Wang ..... D7/378  
D891,173 S \* 7/2020 Saubert ..... D7/379  
D901,234 S \* 11/2020 Li ..... D7/379  
D909,132 S \* 2/2021 Kuhnel ..... D7/412  
2009/0109792 A1 \* 4/2009 Ciancimino ..... H02P 23/04  
366/142  
2016/0324367 A1 \* 11/2016 Roberts ..... F16F 9/00

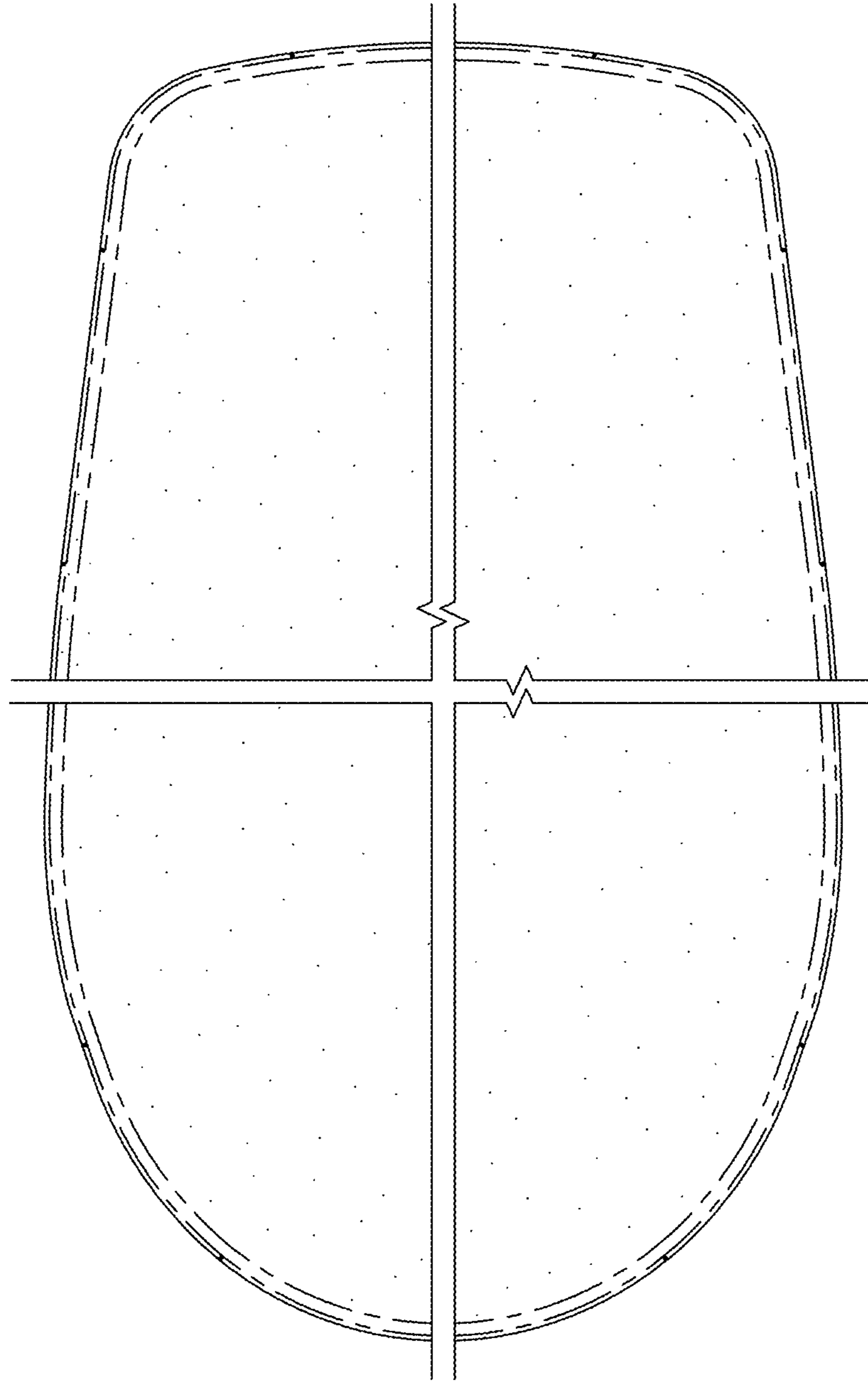
\* cited by examiner  
*Primary Examiner* — Ricky Pham  
(74) *Attorney, Agent, or Firm* — Shook, Hardy & Bacon  
L.L.P.

(57) **CLAIM**  
The ornamental design for a stand-mixer slider, as shown  
and described.

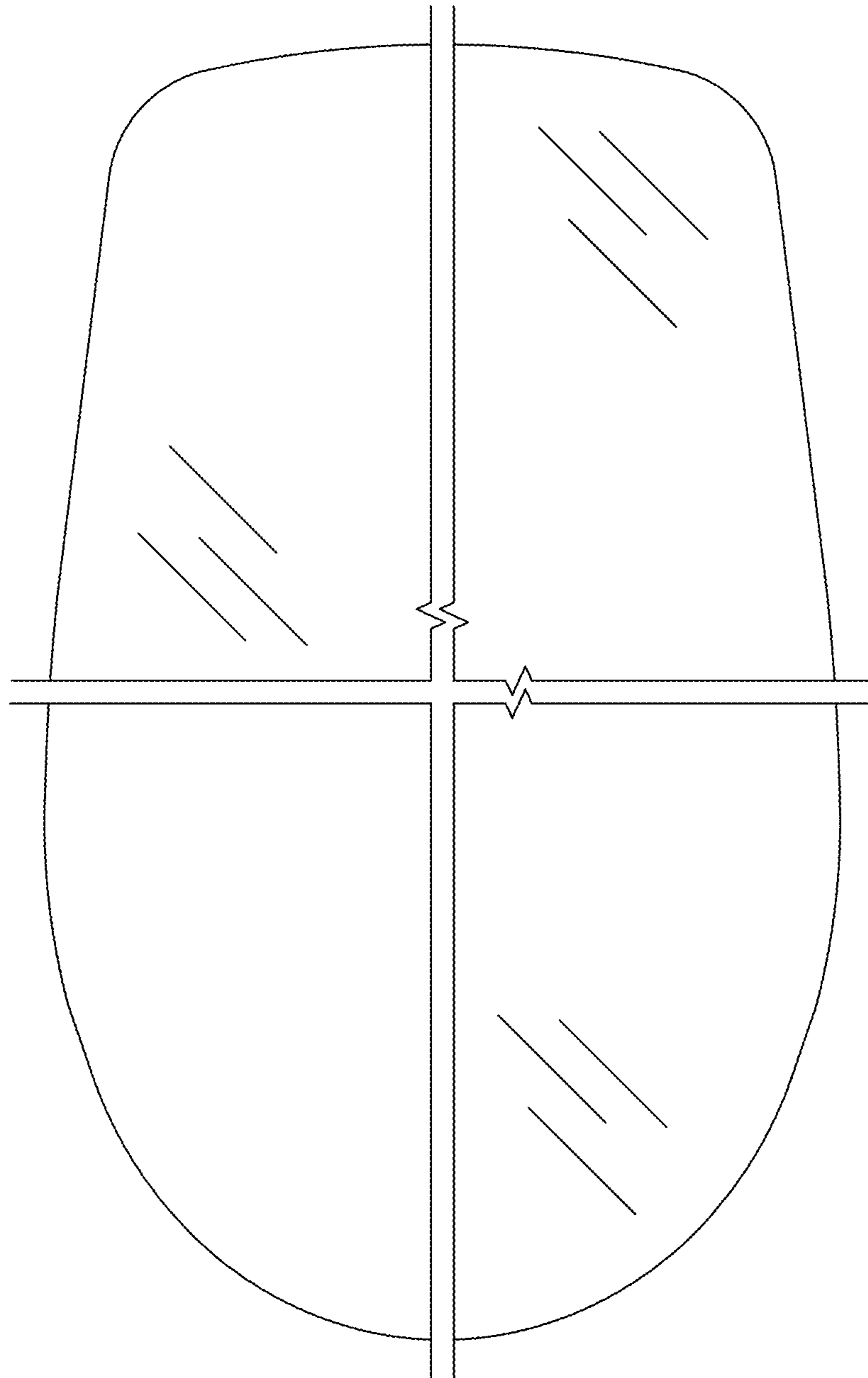
**DESCRIPTION**  
FIG. 1 is a top plan view of a stand-mixer slider showing my  
design;  
FIG. 2 is a bottom view thereof;  
FIG. 3 is a front elevation view thereof;  
FIG. 4 is a rear elevation view thereof;  
FIG. 5 is a side elevation view thereof and the opposing side  
(not shown) is a mirror image; and,  
FIG. 6 is a perspective view showing the stand-mixer slider  
in-use.  
The even-length broken lines are directed to environment,  
represent unclaimed subject matter, and form no part of the  
claimed design. The long and short broken lines form an  
unclaimed boundary of the claimed subject matter and form  
no part of the claim. The break lines showing a separation  
between the portions of the stand-mixer slider in FIGS. 1-6  
correspond to disclaimed spacing of indeterminate length  
between the claimed portions. The difference in shading  
including the line shading and stipple shading represents a  
difference in material, texture, or color.

**1 Claim, 6 Drawing Sheets**

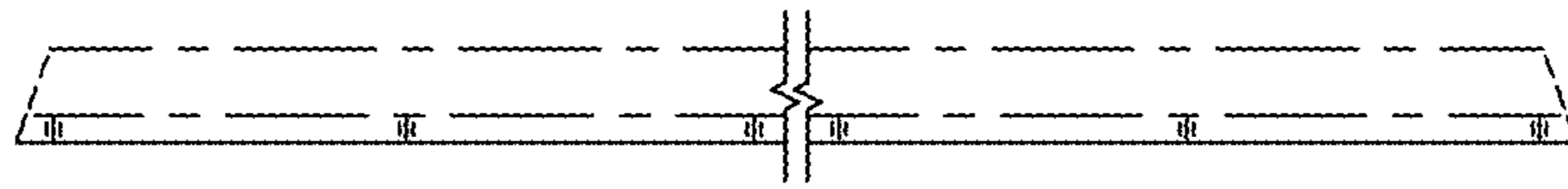




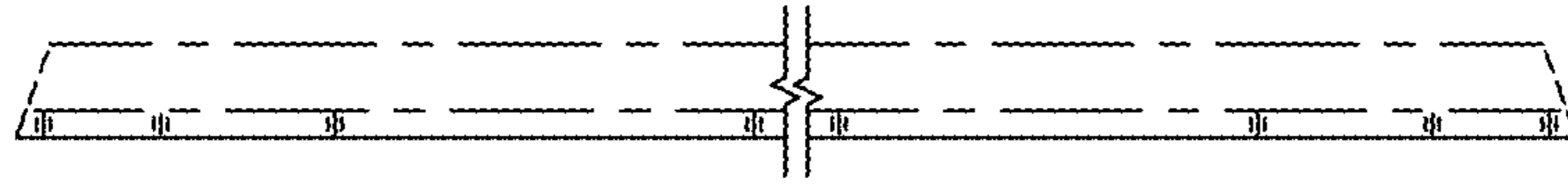
*FIG. 1*



**FIG. 2**



*FIG. 3*



*FIG. 4*

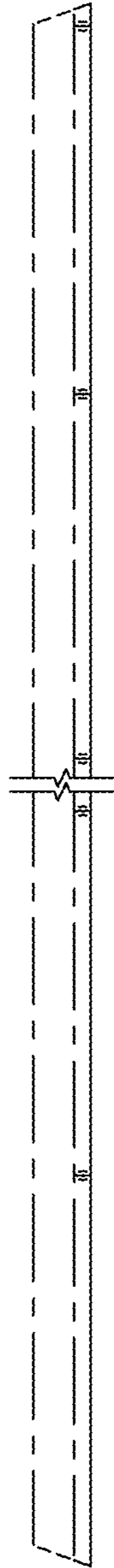
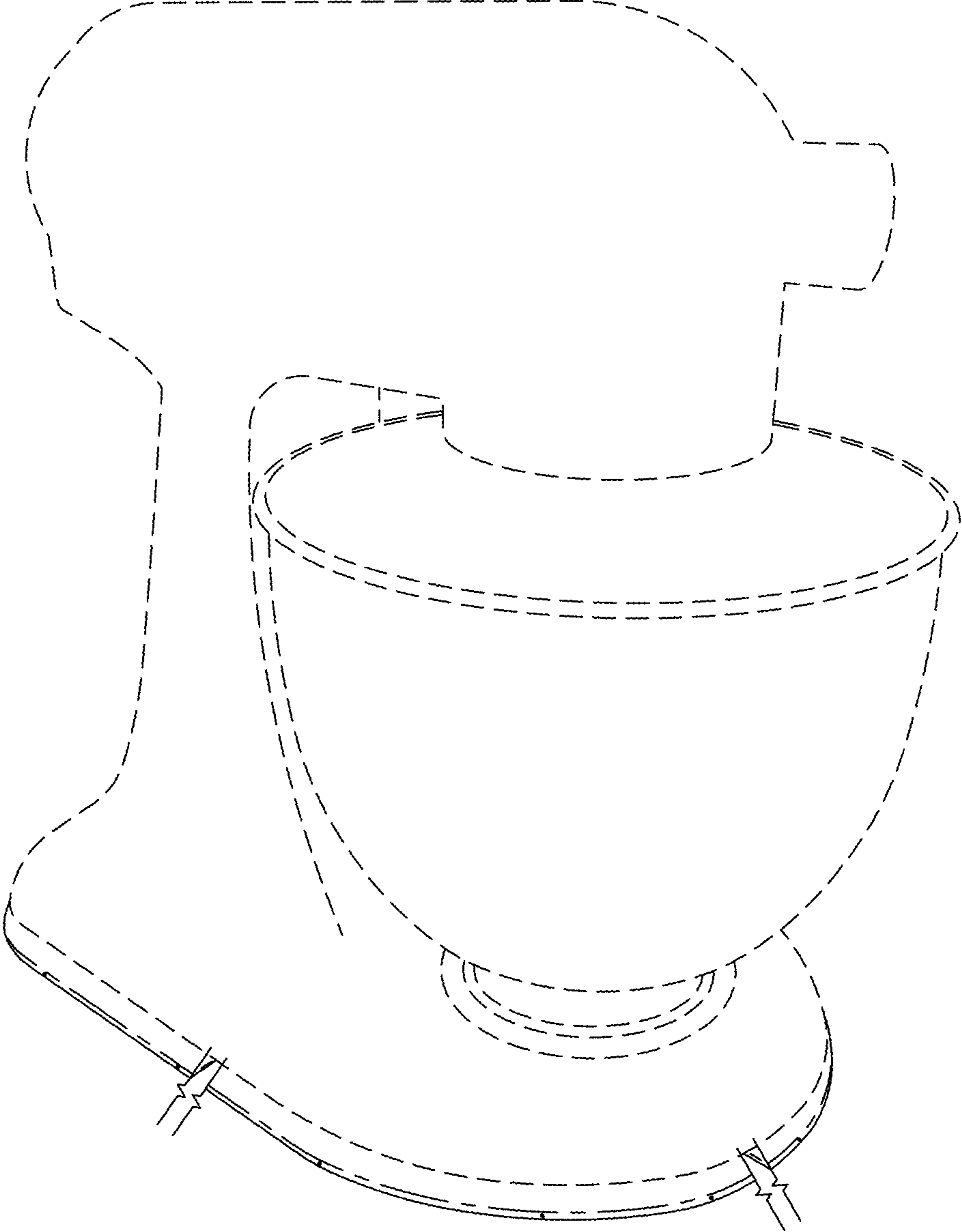


FIG. 5



*FIG. 6*