



US00D935841S

(12) **United States Design Patent** (10) **Patent No.:** **US D935,841 S**
Bradshaw et al. (45) **Date of Patent:** **** Nov. 16, 2021**

(54) **GRILL WITH DRIP TRAY**
(71) Applicant: **Spectrum Brands, Inc.**, Middleton, WI (US)

D539,597 S 4/2007 Dreimann et al.
D541,580 S 5/2007 Dreimann et al.
D550,025 S * 9/2007 Chao D7/352
(Continued)

(72) Inventors: **Luke Bradshaw**, Kalmar (SE); **Beau Wisniewski**, Madison, WI (US);
Benjamin Cleppe, Verona, WI (US)

FOREIGN PATENT DOCUMENTS

EM 000396122-0001 9/2005
EM 000993233-0001 8/2008
(Continued)

(73) Assignee: **Spectrum Brands, Inc.**, Middleton, WI (US)

OTHER PUBLICATIONS

“Chef Buddy 82-SW100 Red Non-Stick Grill and Panini Press”, Newegg; Date Accessed Sep. 5, 2019; disclosure date unknown but prior to the filing date of present application; URL: <<https://www.newegg.com/chef-buddy-non-stick-grill-and-panini-press-82-sw100/p/N82E16896595015>>.

(**) Term: **15 Years**

Primary Examiner — Ricky Pham

(21) Appl. No.: **29/711,580**

(74) *Attorney, Agent, or Firm* — Banner & Witcoff, Ltd.

(22) Filed: **Oct. 31, 2019**

(51) **LOC (13) Cl.** **07-02**

(52) **U.S. Cl.**
USPC **D7/409; D7/352**

(57) **CLAIM**

The ornamental design for a grill with drip tray, as shown and described.

(58) **Field of Classification Search**
USPC D7/323, 328–330, 337, 347, 352–364, D7/367, 402, 409–411
CPC . A21B 5/023; A47J 27/60; A47J 27/62; A47J 36/04; A47J 37/04; A47J 37/06; A47J 37/067; A47J 37/0605; A47J 37/0611; A47J 37/0623; A47J 37/0629; A47J 37/0676; A47J 2037/06; A47J 2037/0611; F24C 15/10; F24C 15/102; H05B 6/02; H05B 6/062
See application file for complete search history.

DESCRIPTION

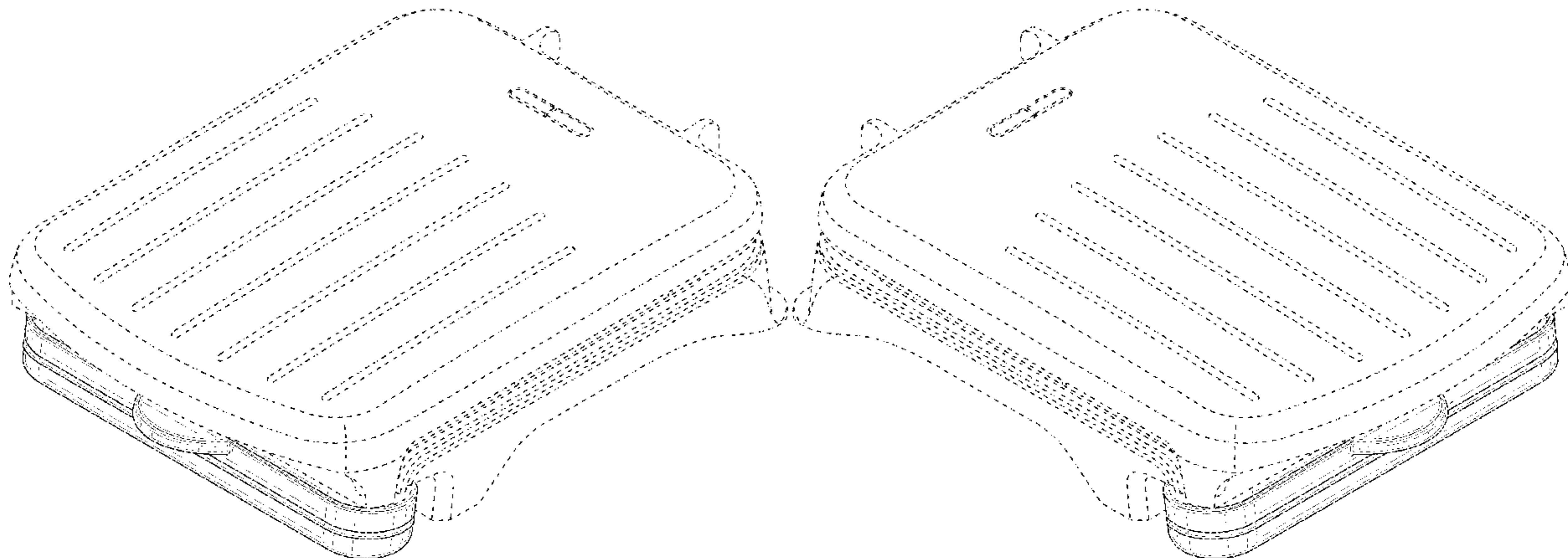
FIG. 1 is a right front perspective view of a grill with drip tray showing our new design;
FIG. 2 is a left front perspective view thereof;
FIG. 3 is a front view thereof;
FIG. 4 is a left side view thereof;
FIG. 5 is a right side view thereof;
FIG. 6 is a right front perspective view of an alternative embodiment of a grill with drip tray showing our new design;
FIG. 7 is a left front perspective view thereof;
FIG. 8 is a front view thereof;
FIG. 9 is a left side view thereof; and,
FIG. 10 is a right side view thereof.
The broken lines depicting the remainder of the grill with drip tray form no part of the claimed design.

(56) **References Cited**

U.S. PATENT DOCUMENTS

D413,760 S 9/1999 Tsai et al.
D462,228 S 9/2002 Wu
D462,229 S 9/2002 Wu
D475,237 S 6/2003 Lin
D493,663 S 8/2004 Lin et al.
D494,407 S * 8/2004 Lin D7/347
D521,310 S 5/2006 Lin
D526,154 S 8/2006 Dreimann et al.

1 Claim, 10 Drawing Sheets



(56)

References Cited

U.S. PATENT DOCUMENTS

D550,026 S * 9/2007 Chao D7/352
 D552,518 S 10/2007 Sandy et al.
 D562,620 S * 2/2008 Li D7/352
 D572,968 S 7/2008 Doo
 D592,005 S 5/2009 Richardson et al.
 D594,695 S 6/2009 Lin
 D632,127 S 2/2011 Whitcombe
 D634,969 S 3/2011 De' Longhi
 D638,260 S 5/2011 Lin
 D647,827 S 11/2011 Medina et al.
 D650,220 S 12/2011 Miller et al.
 D650,221 S 12/2011 Miller et al.
 D650,224 S 12/2011 Miller et al.
 D657,608 S 4/2012 Lavy et al.
 D676,272 S 2/2013 Liu
 D696,549 S 12/2013 Pennington
 D697,360 S 1/2014 Josancy
 D709,410 S 7/2014 Conway et al.
 D714,092 S 9/2014 Verbrugge
 D718,975 S * 12/2014 Miller D7/352
 D718,976 S * 12/2014 Miller D7/352
 D719,395 S 12/2014 Miller
 D750,417 S 3/2016 Meraz
 D766,645 S 9/2016 Koszylko

D790,906 S 7/2017 Zhu
 D802,984 S * 11/2017 Dutruel D7/352
 D828,074 S 9/2018 Liang et al.
 D830,760 S 10/2018 Wessels
 D831,406 S * 10/2018 Corlay D7/352
 D844,366 S * 4/2019 Miller D7/352
 D856,738 S 8/2019 Mishan et al.
 2009/0020022 A1* 1/2009 Liu A47J 36/04
 99/372
 2012/0090476 A1* 4/2012 Wang A47J 37/0611
 99/379
 2015/0366402 A1* 12/2015 Wu A47J 37/0611
 99/340
 2017/0181574 A1* 6/2017 Altenritter A47J 37/0611

FOREIGN PATENT DOCUMENTS

EM 001204788-0001 3/2010
 EM 001957929-0001 12/2011
 EM 001318679-0001 3/2012
 EM 002091256-0004 8/2012
 EM 002955351-0001 1/2016
 EM 002963165-0001 1/2016
 EM 003805738-0001 3/2017
 EM 003806025-0001 3/2017

* cited by examiner

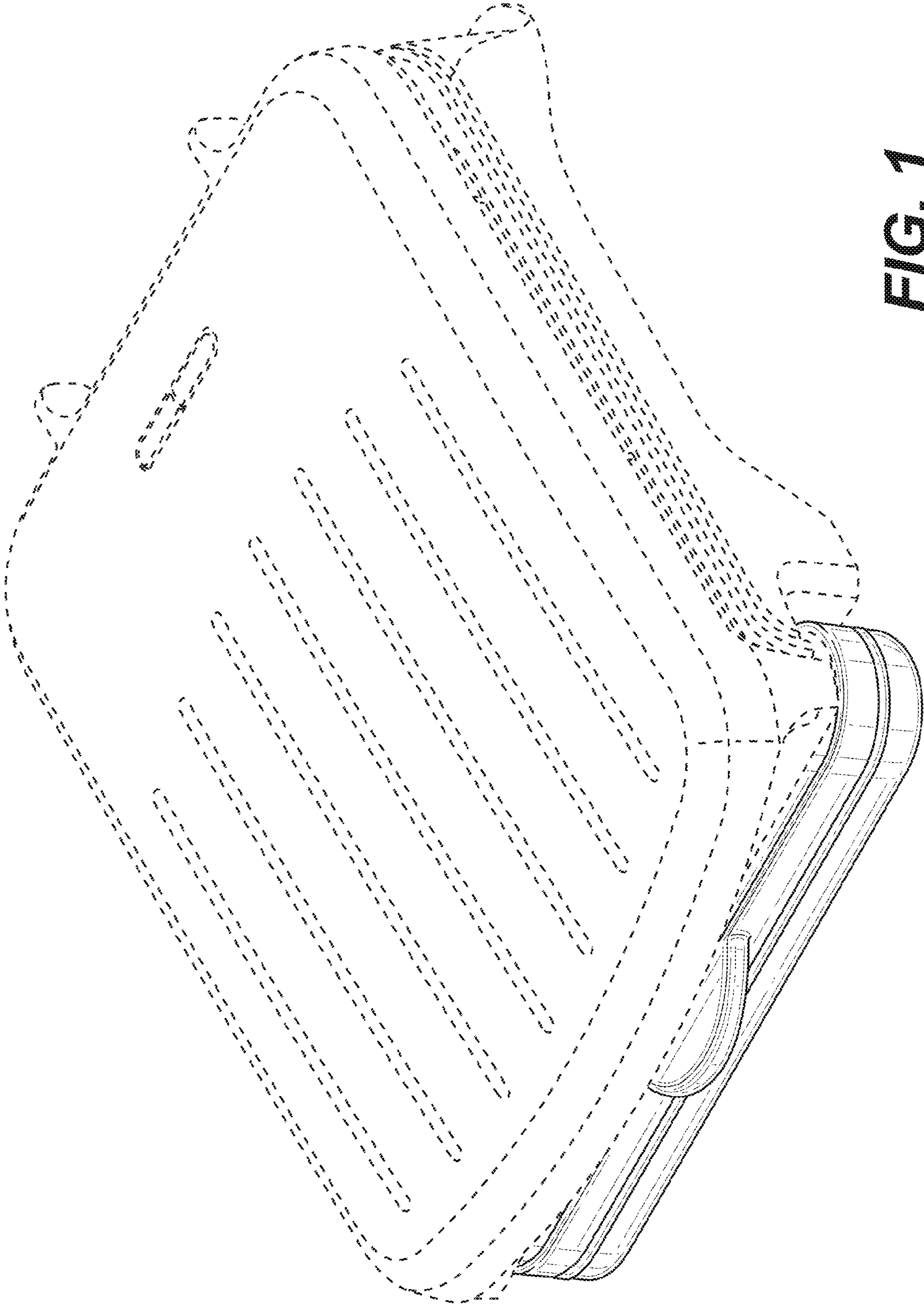


FIG. 1

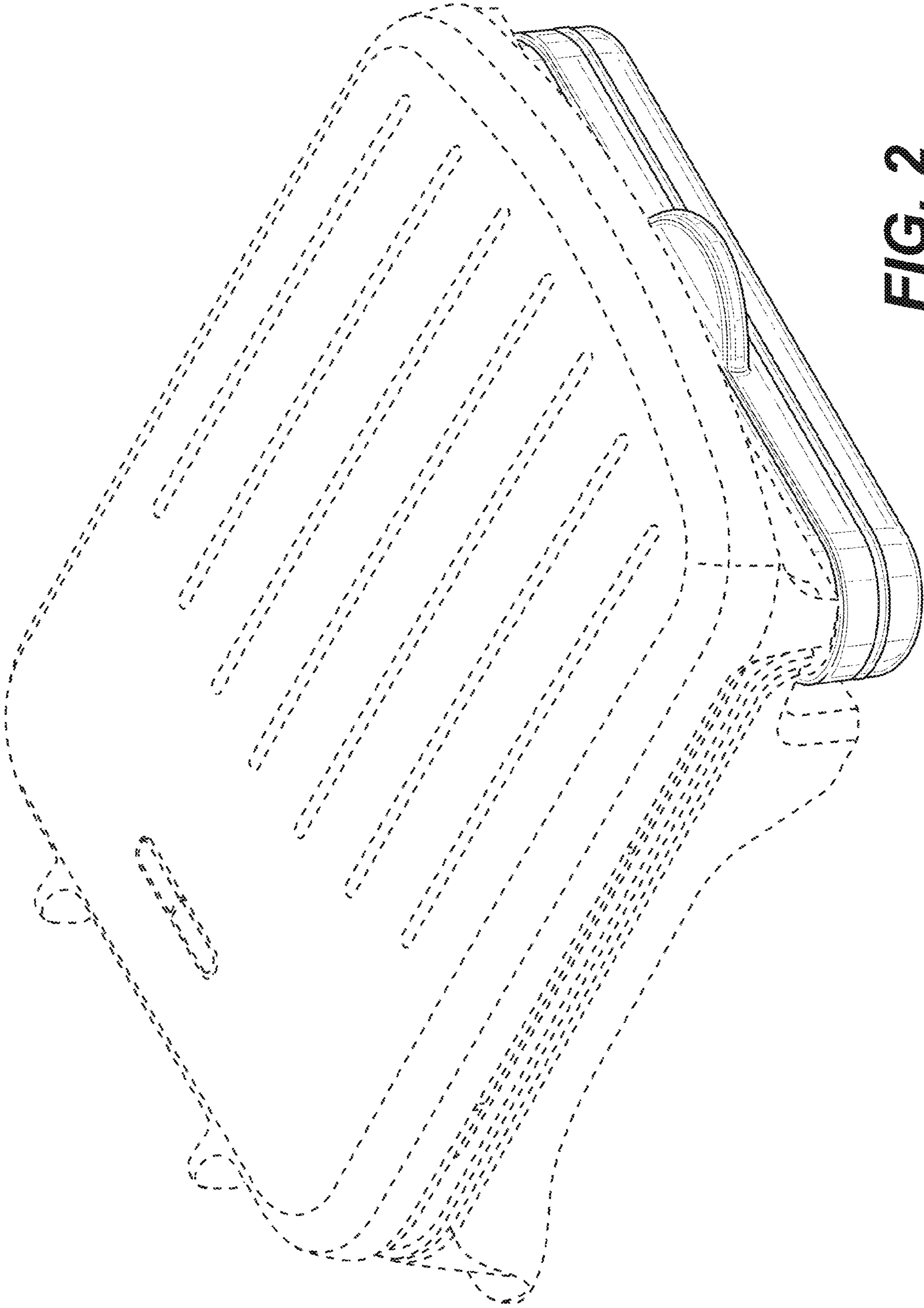


FIG. 2

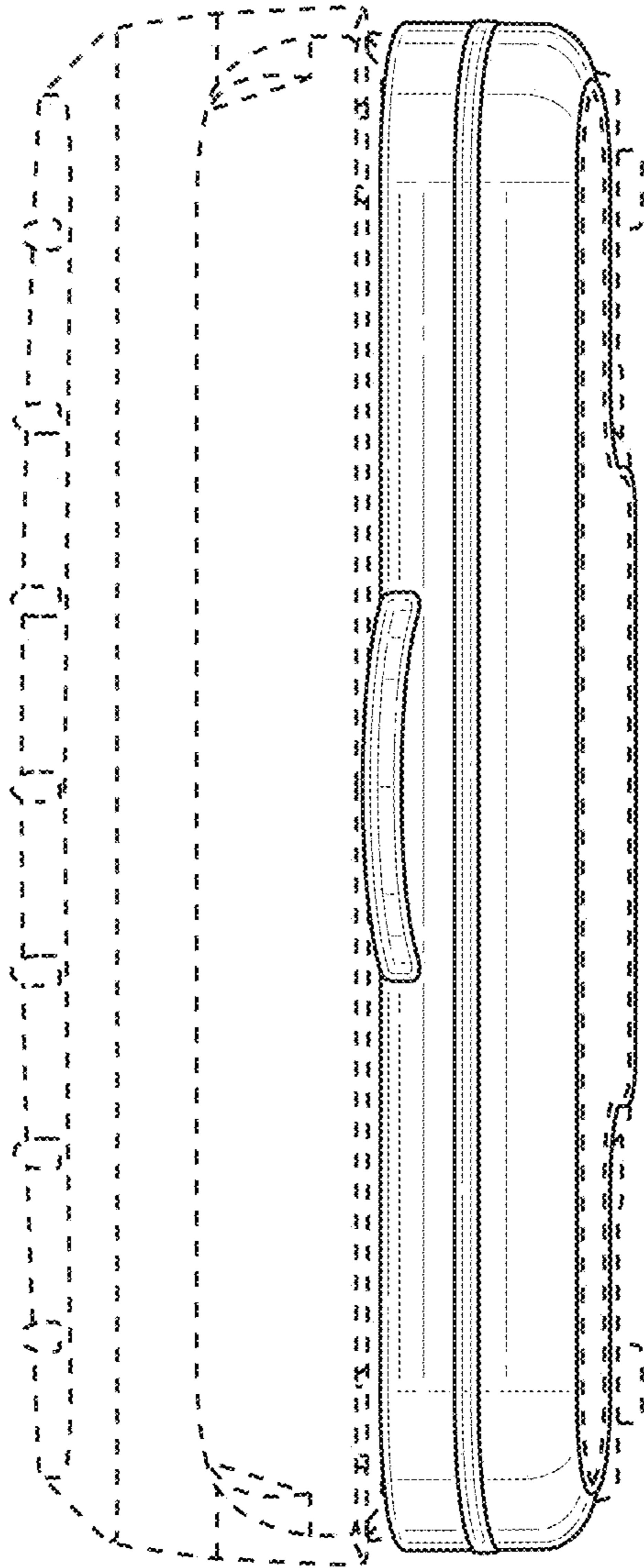


FIG. 3

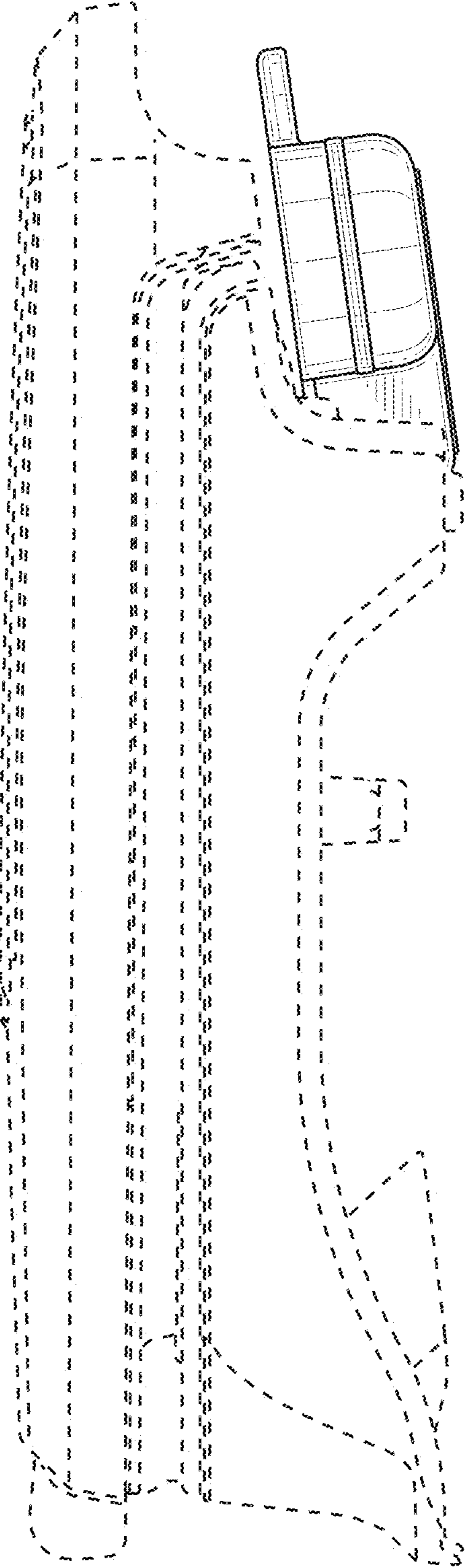


FIG. 4

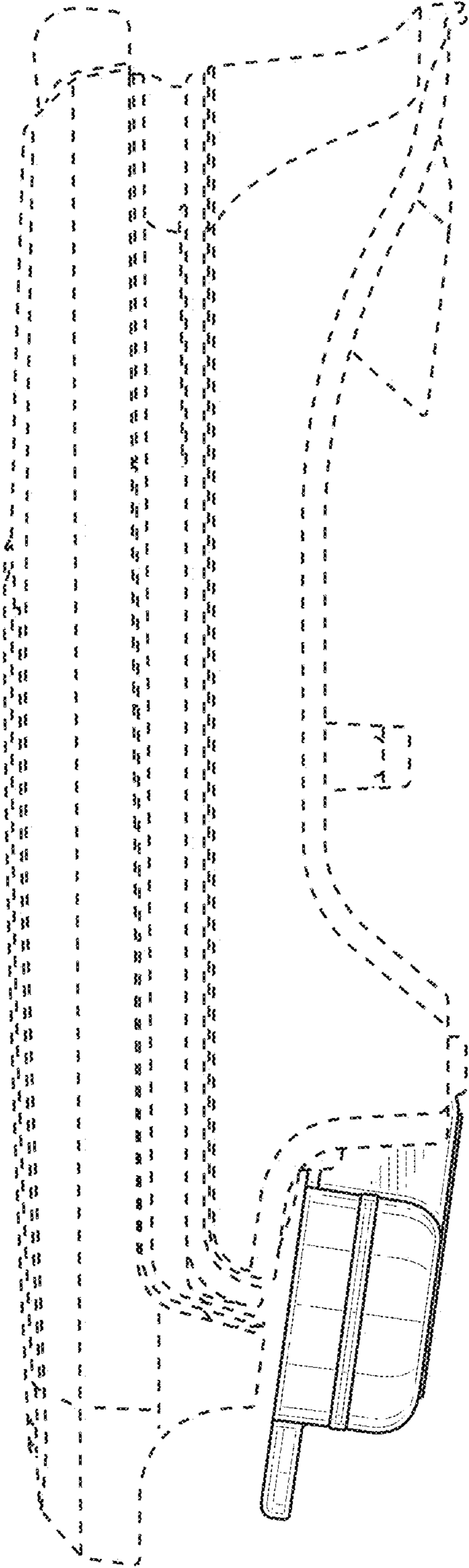


FIG. 5

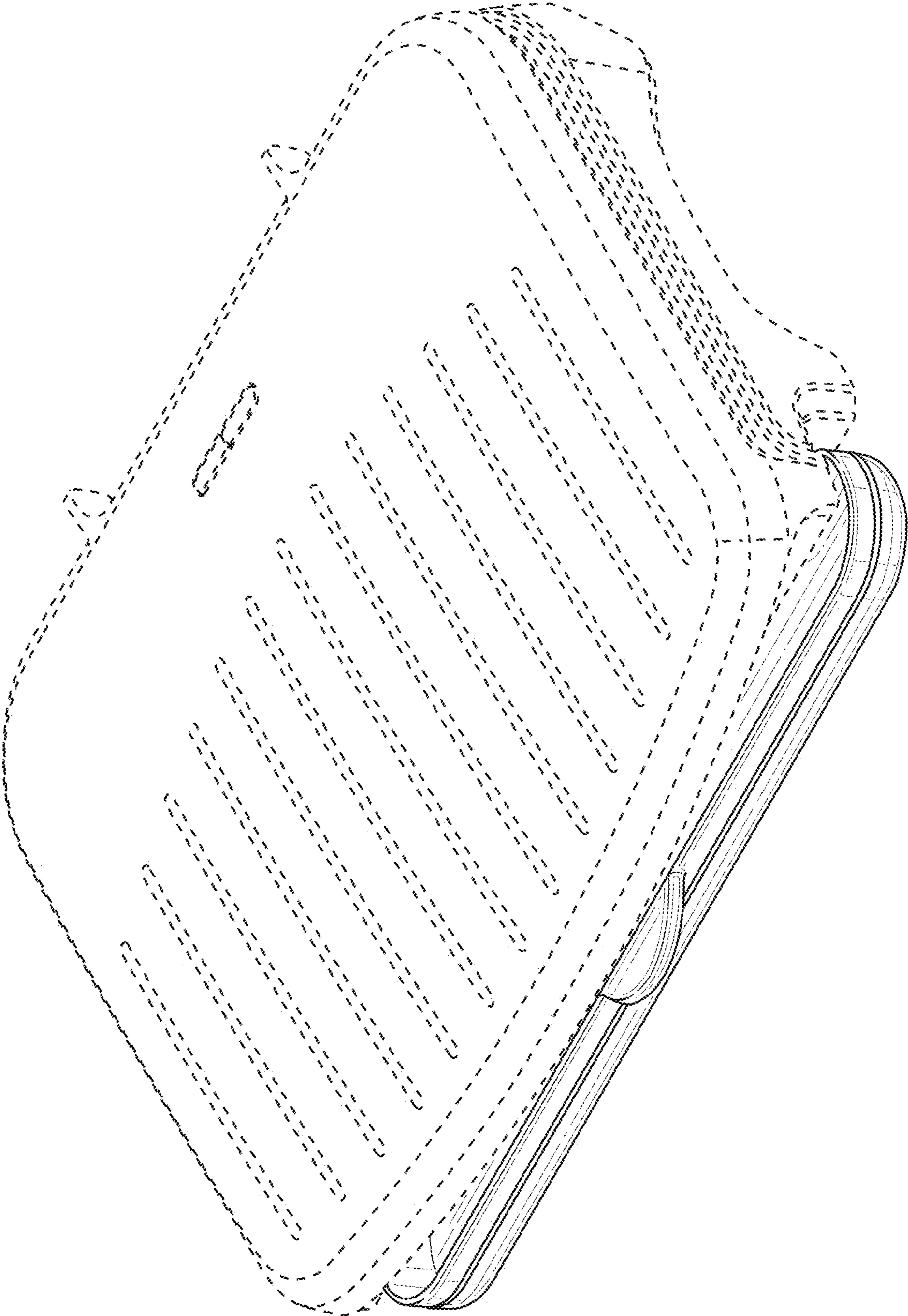


FIG. 6

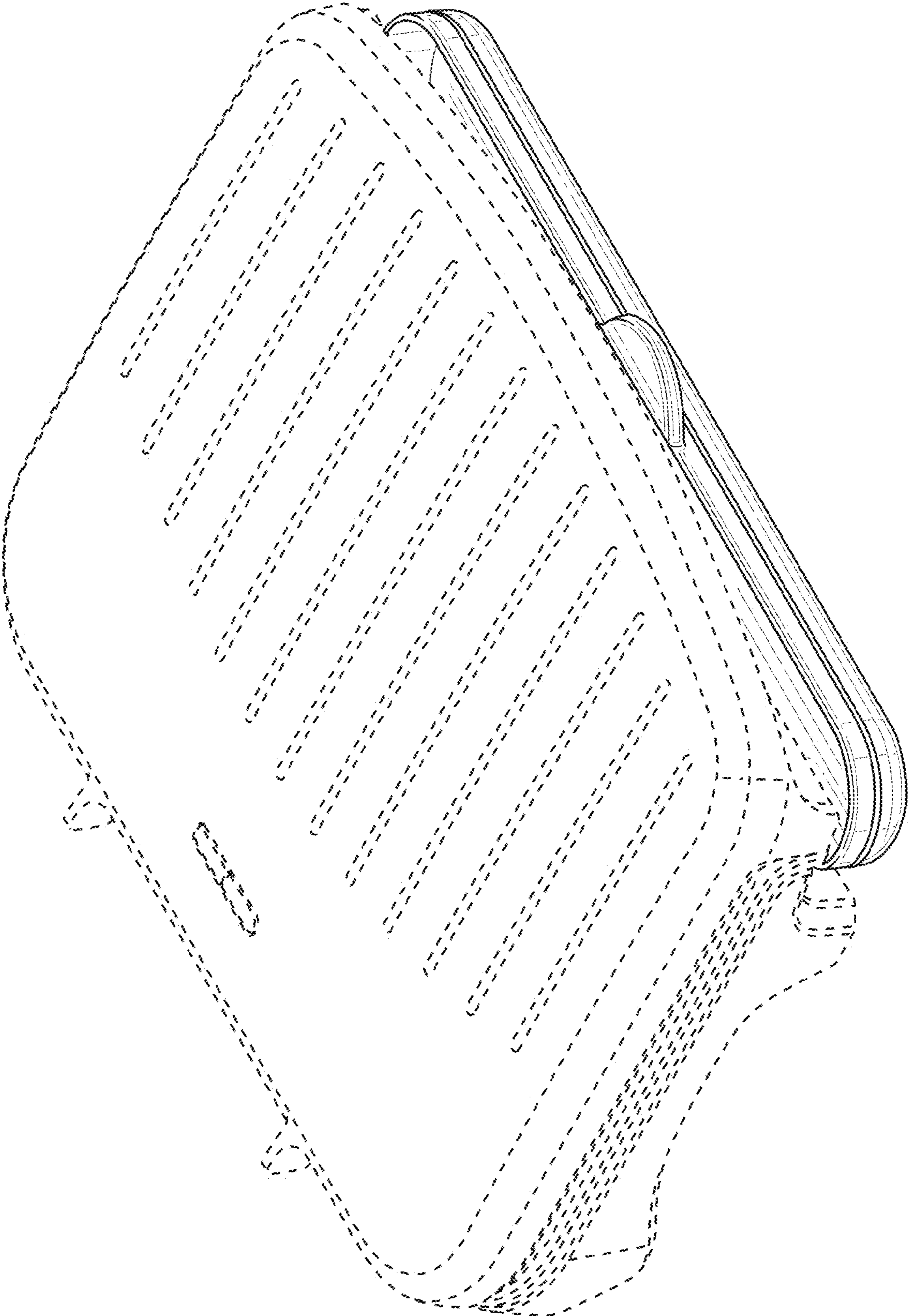


FIG. 7

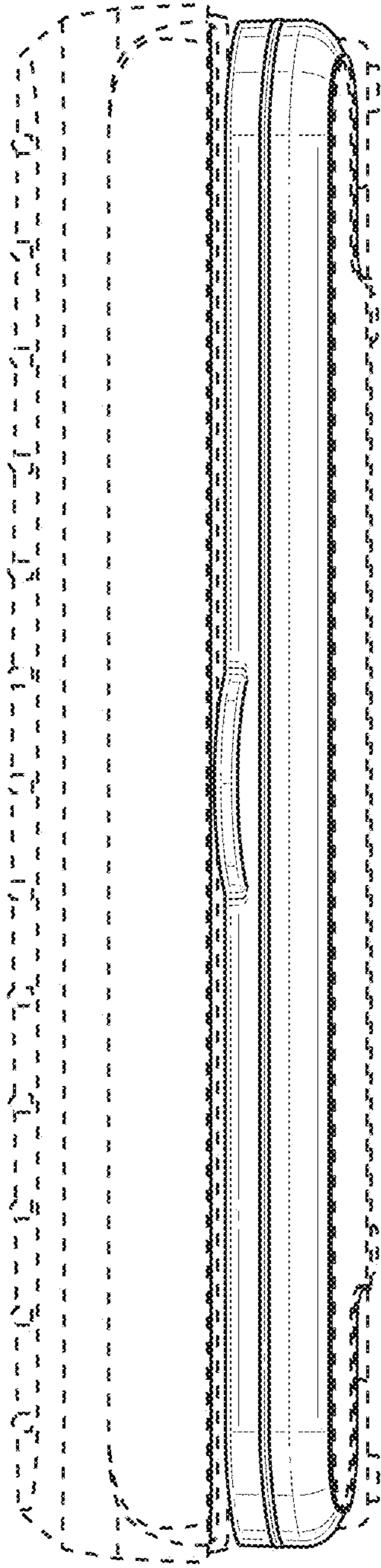


FIG. 8

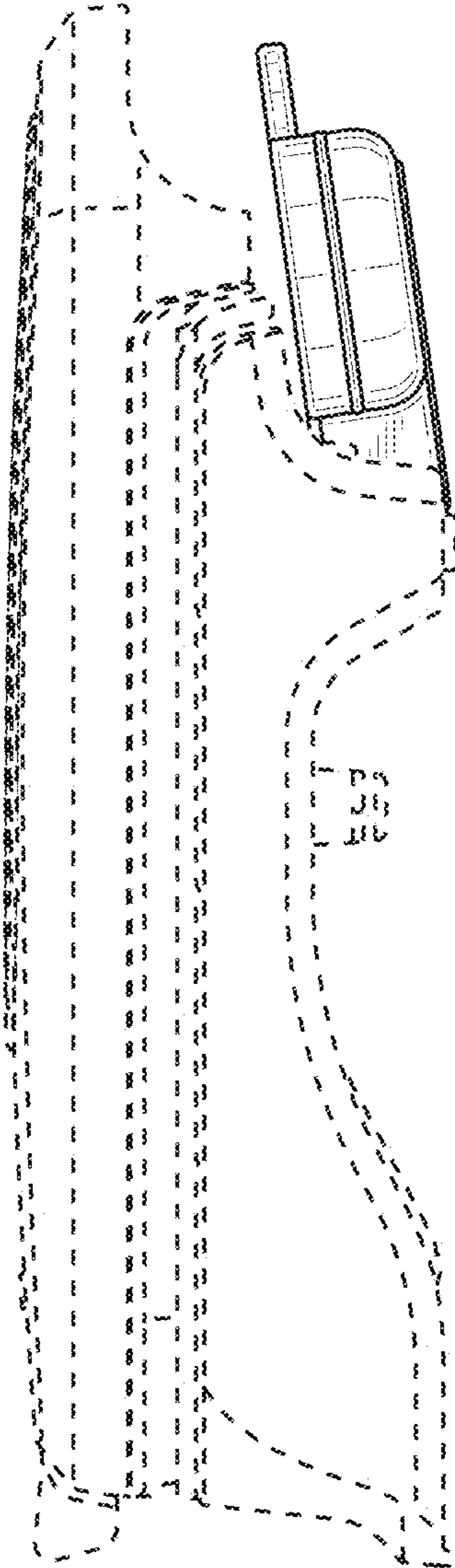


FIG. 9

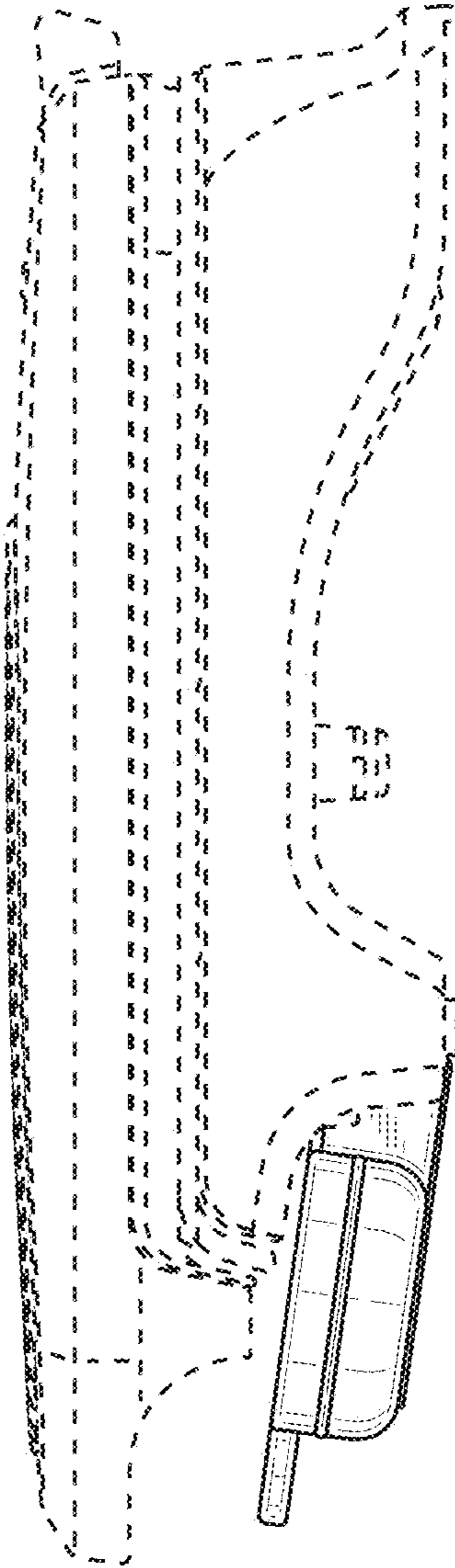


FIG. 10