



US00D935833S

(12) **United States Design Patent** (10) **Patent No.:** **US D935,833 S**
Blofeld (45) **Date of Patent:** **** Nov. 16, 2021**

(54) **ELECTRIC MIXER BASE UNIT**
(71) Applicant: **PROMiXX Limited**, Cardiff (GB)
(72) Inventor: **Matthew Blofeld**, Cardiff (GB)
(73) Assignee: **PROMiXX LIMITED**, Cardiff (GB)
(**) Term: **15 Years**

D303,482 S * 9/1989 Barrault D7/381
4,960,246 A * 10/1990 Fohrman A47J 42/04
241/169.1
D320,326 S * 10/1991 Barrault D7/384
D339,716 S * 9/1993 Barrault D7/381
D346,526 S * 5/1994 Bannigan D7/323

(Continued)

Primary Examiner — Ricky Pham
(74) *Attorney, Agent, or Firm* — Leason Ellis LLP

(21) Appl. No.: **29/735,987**
(22) Filed: **May 27, 2020**

(57) **CLAIM**

The ornamental design for an electric mixer base unit, as shown and described.

(30) **Foreign Application Priority Data**

DESCRIPTION

Nov. 27, 2019 (EM) 007304696
(51) **LOC (13) Cl.** **31-00**
(52) **U.S. Cl.**
USPC **D7/386**; D7/376; D7/378; D7/412
(58) **Field of Classification Search**
USPC D7/372, 376–386, 412–413, 602, 629,
D7/665–666, 669, 679, 693–694
CPC A21C 1/02; A21C 1/04; A23N 1/00; A23N
1/02; A47J 43/04; A47J 43/25; A47J
43/27; A47J 43/042; A47J 43/044; A47J
43/046; A47J 43/075; A47J 43/0722;
A47J 43/0727; A47J 45/08; A47J 42/04;
A47J 42/08; A47J 42/40; B01F 3/00;
B01F 3/0807; B01F 3/0853; B01F
13/0059; B01F 13/0064; B02C 1/08;
B02C 2/04; B02C 4/42; B02C 4/142;
B02C 4/143; B02C 4/423; B02C 13/1835;
B28C 5/10; B28C 5/12; B28C 5/14;
B28C 5/16

FIG. 1 is a front perspective view of an electric mixer base unit according to my new design;
FIG. 2 is a front plan view thereof;
FIG. 3 is a rear plan view thereof;
FIG. 4 is a left side plan view thereof;
FIG. 5 is a right side plan view thereof;
FIG. 6 is a top plan view thereof; and,
FIG. 7 is a bottom plan view thereof.

The broken lines illustrate environmental structure and form no part of the claimed design. Conventional shading is illustrated for purposes of highlighting the line drawings, but forms no part of the claimed design.

Any combination of the illustrated features, including claimed features and unclaimed features, may be claimed in this application or a continuing application claiming priority to this application by converting any portion of the broken lines to solid lines, any portion of the solid lines to broken lines, or both.

Our design is not limited to the exact details shown in the drawings, since equivalents and colorable imitations thereof will be evident to a person of ordinary skill in the art. Within the scope of the appended claim, in which we intend to cover only the ornamental and novel elements shown in the drawings, our invention may be practiced otherwise than as specifically shown and described herein.

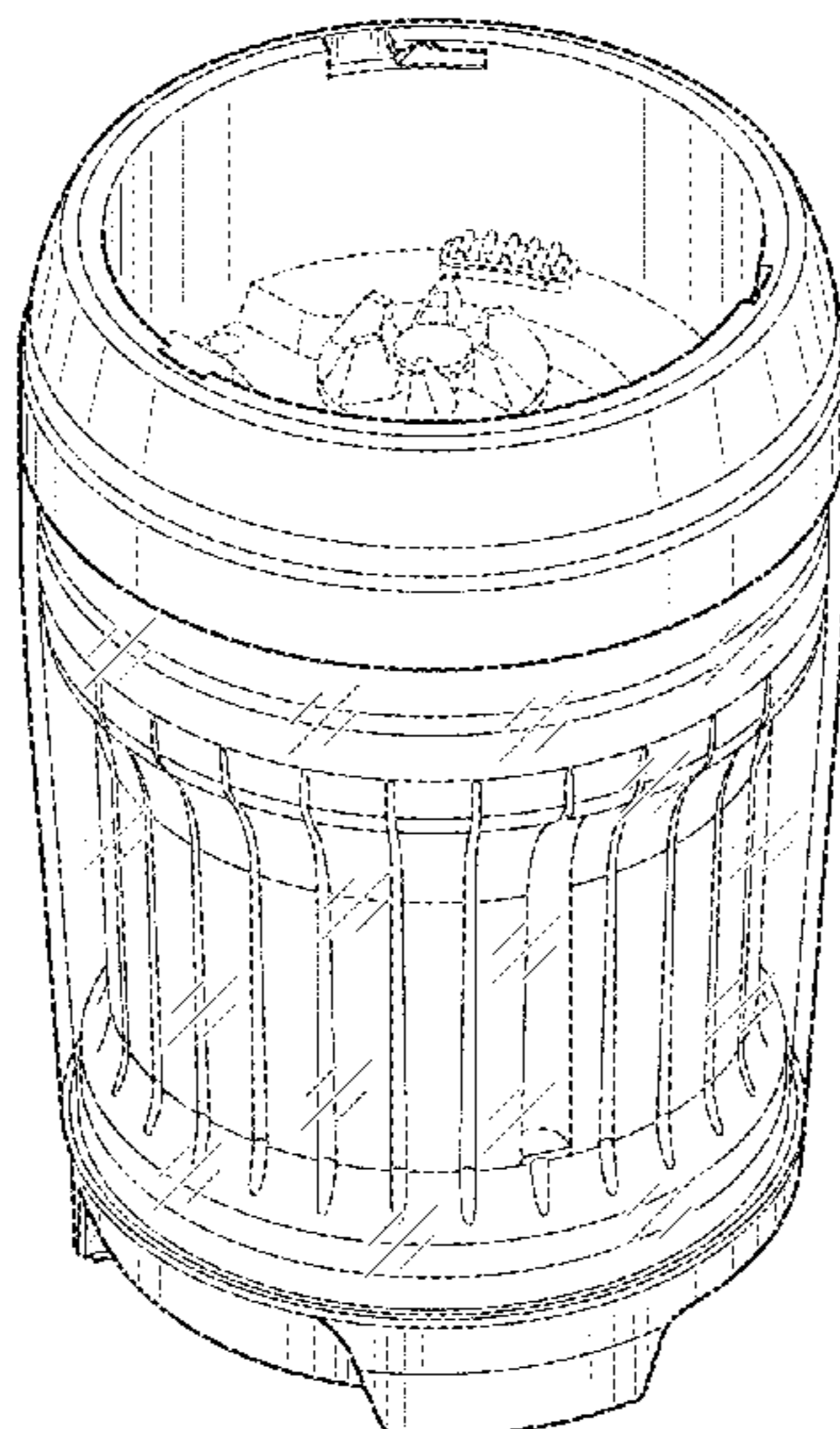
See application file for complete search history.

(56) **References Cited**

U.S. PATENT DOCUMENTS

D212,260 S * 9/1968 Cabell D7/373
D241,404 S * 9/1976 Mantelet D7/384
D260,350 S * 8/1981 Kahlcke D7/378

1 Claim, 7 Drawing Sheets



(56)

References Cited

U.S. PATENT DOCUMENTS

| | | | | |
|------------|---|---------|-----------------|----------|
| D613,553 S | * | 4/2010 | Wilson | D7/401.1 |
| D646,521 S | * | 10/2011 | Collinson | D7/376 |
| D815,486 S | * | 4/2018 | Suess | D7/386 |
| D843,777 S | * | 3/2019 | Chen | D7/384 |
| D876,166 S | * | 2/2020 | Smith | D7/413 |

* cited by examiner




FIG. 1




FIG. 2




FIG. 3




FIG. 4




FIG. 5

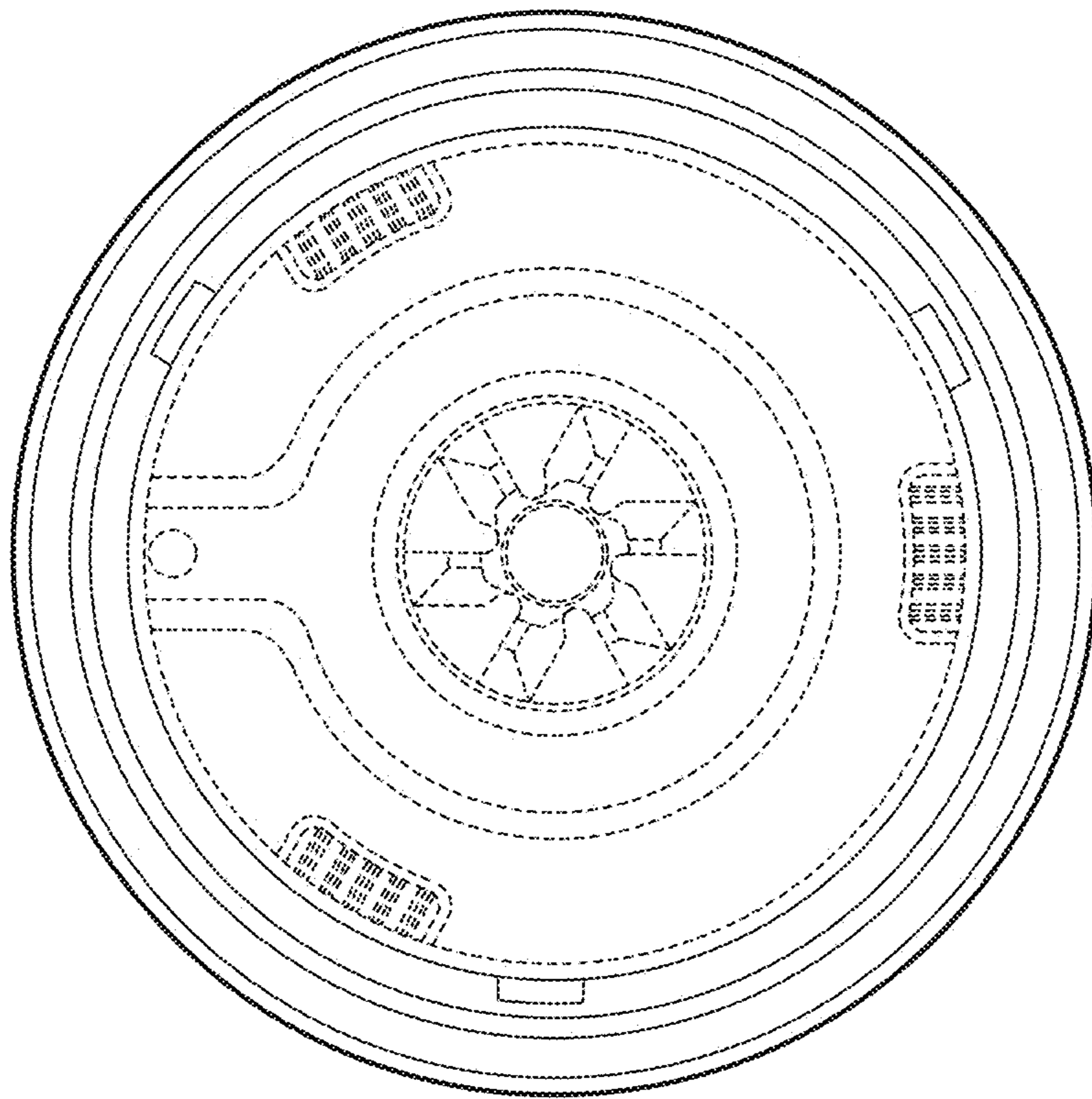


FIG. 6

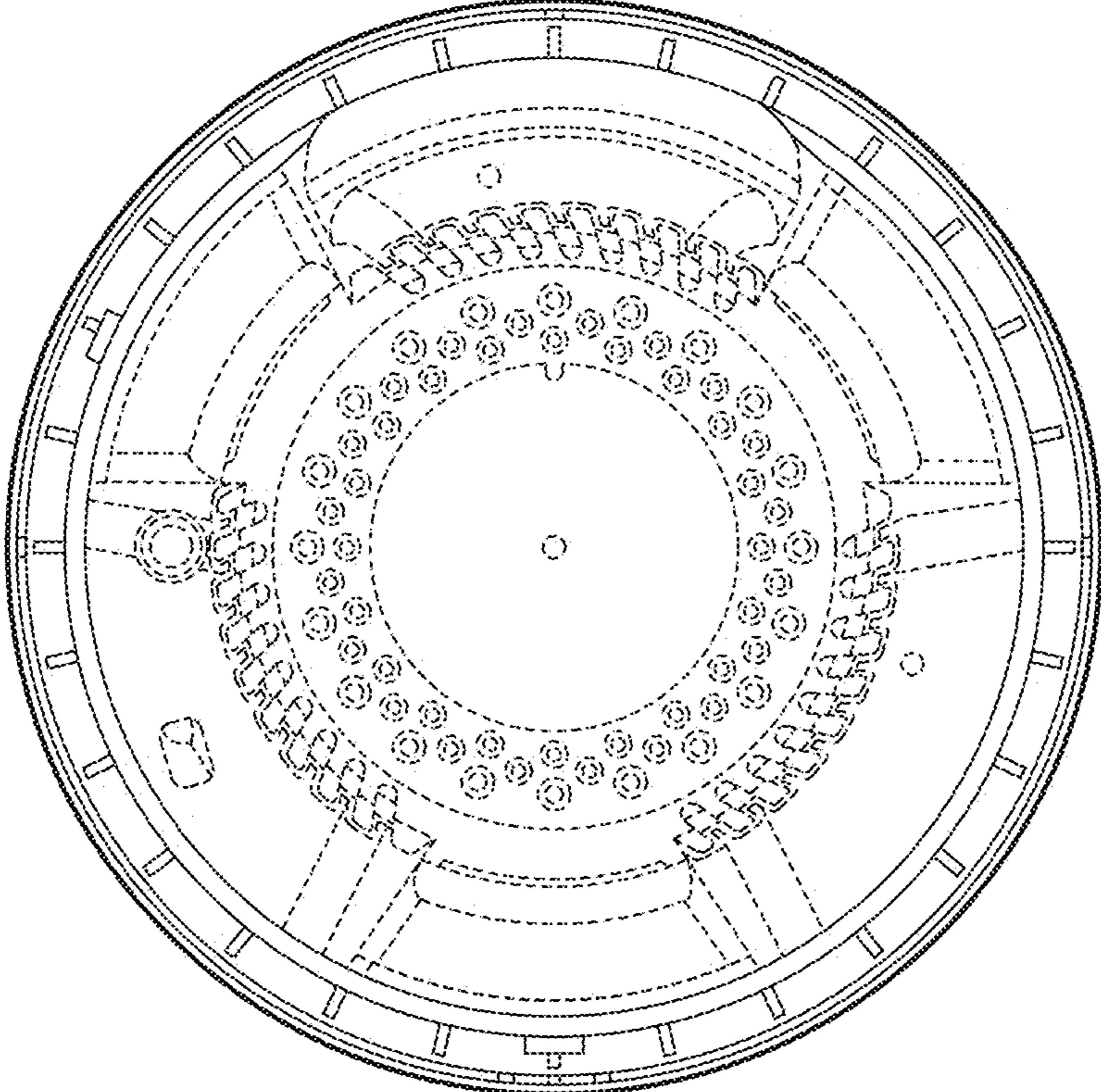


FIG. 7