



US00D935812S

(12) **United States Design Patent**
Dunigan

(10) **Patent No.:** **US D935,812 S**

(45) **Date of Patent:** **** Nov. 16, 2021**

- (54) **DISPLAY SHELVING**
- (71) Applicant: **Modern Equipment Co., Inc.**,
Burlington, NJ (US)
- (72) Inventor: **David Dunigan**, Bordentown, NJ (US)
- (73) Assignee: **MODERN EQUIPMENT CO., INC.**,
Burlington, NJ (US)
- (**) Term: **15 Years**
- (21) Appl. No.: **29/750,608**
- (22) Filed: **Sep. 15, 2020**

D256,196 S *	8/1980	Kates	D6/675.1
4,225,248 A *	9/1980	Para	B01F 15/00733 366/251
4,274,216 A	6/1981	Boyd	
D260,337 S	8/1981	Thompson	
D262,334 S	12/1981	Clarke, Jr. et al.	
D280,163 S	8/1985	Leo, Sr.	
D283,859 S	5/1986	Padgett	
D301,413 S *	6/1989	Rosen	D6/661
D332,015 S *	12/1992	Brunner	D6/675.1
5,180,066 A	1/1993	McArdle	
D365,947 S *	1/1996	Howard	D6/675.1
D378,265 S	3/1997	Vicard et al.	
D391,812 S	3/1998	Shafa	
6,123,033 A *	9/2000	Polley	A47F 5/0018 108/107
6,361,129 B1	3/2002	Börger	
D479,925 S	9/2003	Hsieh et al.	
D482,275 S	11/2003	Kilduff	
D482,611 S	11/2003	Kilduff	
D548,026 S	8/2007	Whiteman	

Related U.S. Application Data

- (63) Continuation of application No. 29/716,310, filed on Dec. 9, 2019, now Pat. No. Des. 901,949, which is a continuation of application No. 29/610,610, filed on Jul. 13, 2017, now Pat. No. Des. 869,882.

- (51) **LOC (13) Cl.** **06-06**
- (52) **U.S. Cl.**
USPC **D6/675.1**
- (58) **Field of Classification Search**
USPC D6/629, 657, 663-664, 672, 672.1, 675,
D6/675.1, 675.2, 682, 682.1, 682.2
CPC A47B 47/0091; A47B 81/00; A47F 3/00;
A47F 3/005; A47F 5/0018; A47F 5/0043;
A47F 7/00
See application file for complete search history.

(56) **References Cited**

U.S. PATENT DOCUMENTS

2,999,599 A *	9/1961	Jentzen	A47B 96/04 108/23
D250,625 S	12/1978	Leventhal	
D252,004 S	6/1979	Leventhal	
D252,065 S	6/1979	Leventhal	
D252,122 S	6/1979	Searcy	

Primary Examiner — Kelley A Donnelly

(74) *Attorney, Agent, or Firm* — Myers Wolin, LLC

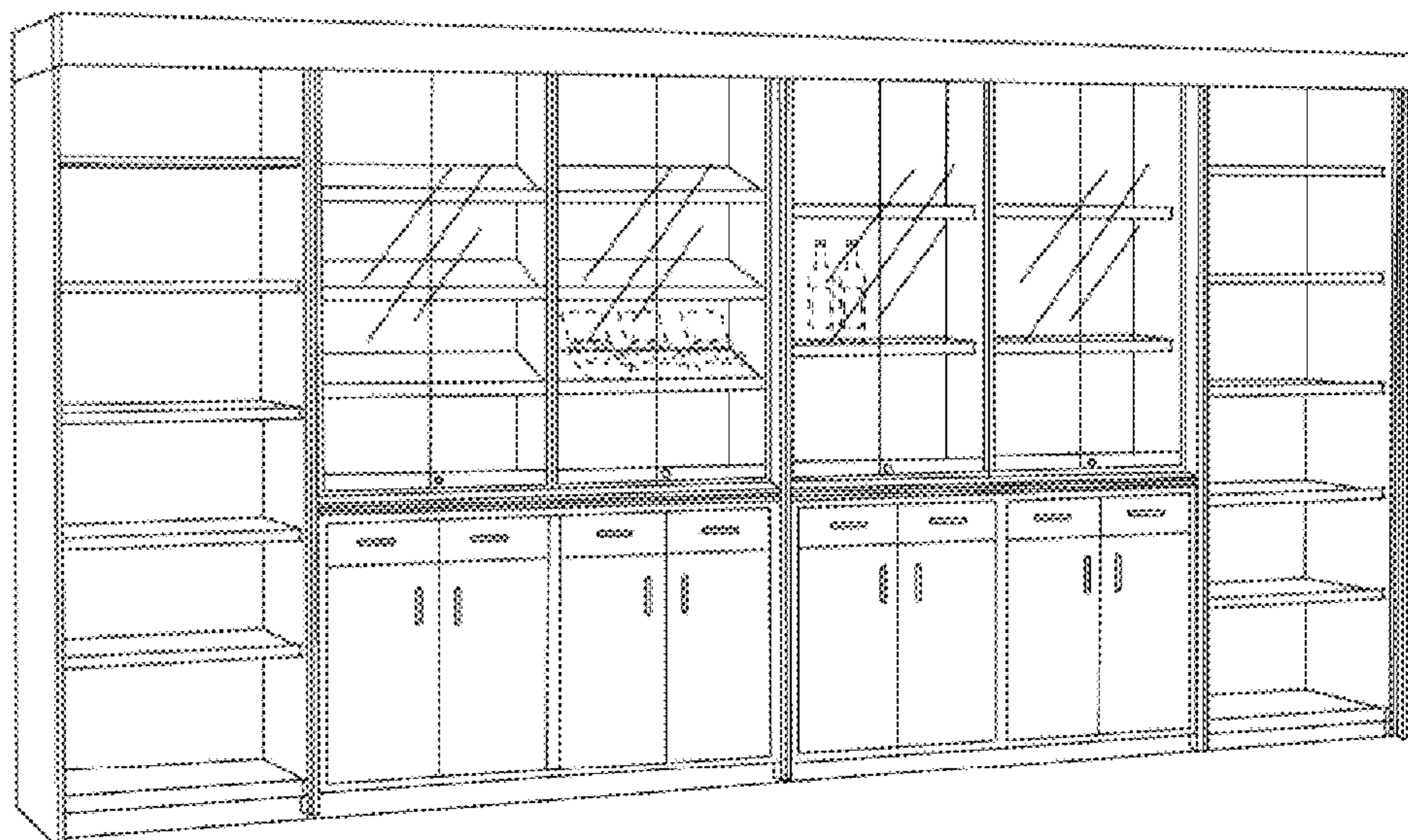
(57) **CLAIM**

The ornamental design for display shelving, as shown and described.

DESCRIPTION

FIG. 1 is a perspective view of display shelving showing my new design;
 FIG. 2 is a front elevation view thereof;
 FIG. 3 is a left side elevation view thereof;
 FIG. 4 is a rear elevation view thereof;
 FIG. 5 is a right side elevation view thereof;
 FIG. 6 is a top view thereof; and,
 FIG. 7 is a bottom view thereof.
 The broken lines are for illustrative purposes only and form no part of the claimed design.

1 Claim, 1 Drawing Sheet



(56)

References Cited

U.S. PATENT DOCUMENTS

D554,902 S	11/2007	Austin, Jr.	
D571,477 S	6/2008	Terrill	
D583,588 S	12/2008	Maki	
D622,521 S	8/2010	Urquiola	
D655,947 S	3/2012	Doane	
D686,437 S	7/2013	Johnson et al.	
D691,838 S	10/2013	Hinkle	
D701,574 S	3/2014	Johnson et al.	
D717,573 S	11/2014	Fishman et al.	
D725,920 S	4/2015	Renolds	
D734,068 S	7/2015	Qworman	
D743,719 S	11/2015	Barho	
D819,373 S	6/2018	Massaud	
D830,745 S	10/2018	Pedersen et al.	
D834,357 S *	11/2018	Massaud	D6/675.1
D836,956 S	1/2019	Tsuchiyama	
D869,882 S *	12/2019	Dunigan	D6/675.1
D901,949 S *	11/2020	Dunigan	D6/675.1
D906,024 S *	12/2020	Brenzy	D6/675.1
2014/0251933 A1 *	9/2014	Old	A47B 57/06 211/90.04
2017/0310090 A1 *	10/2017	Woodley	A47B 97/00

* cited by examiner

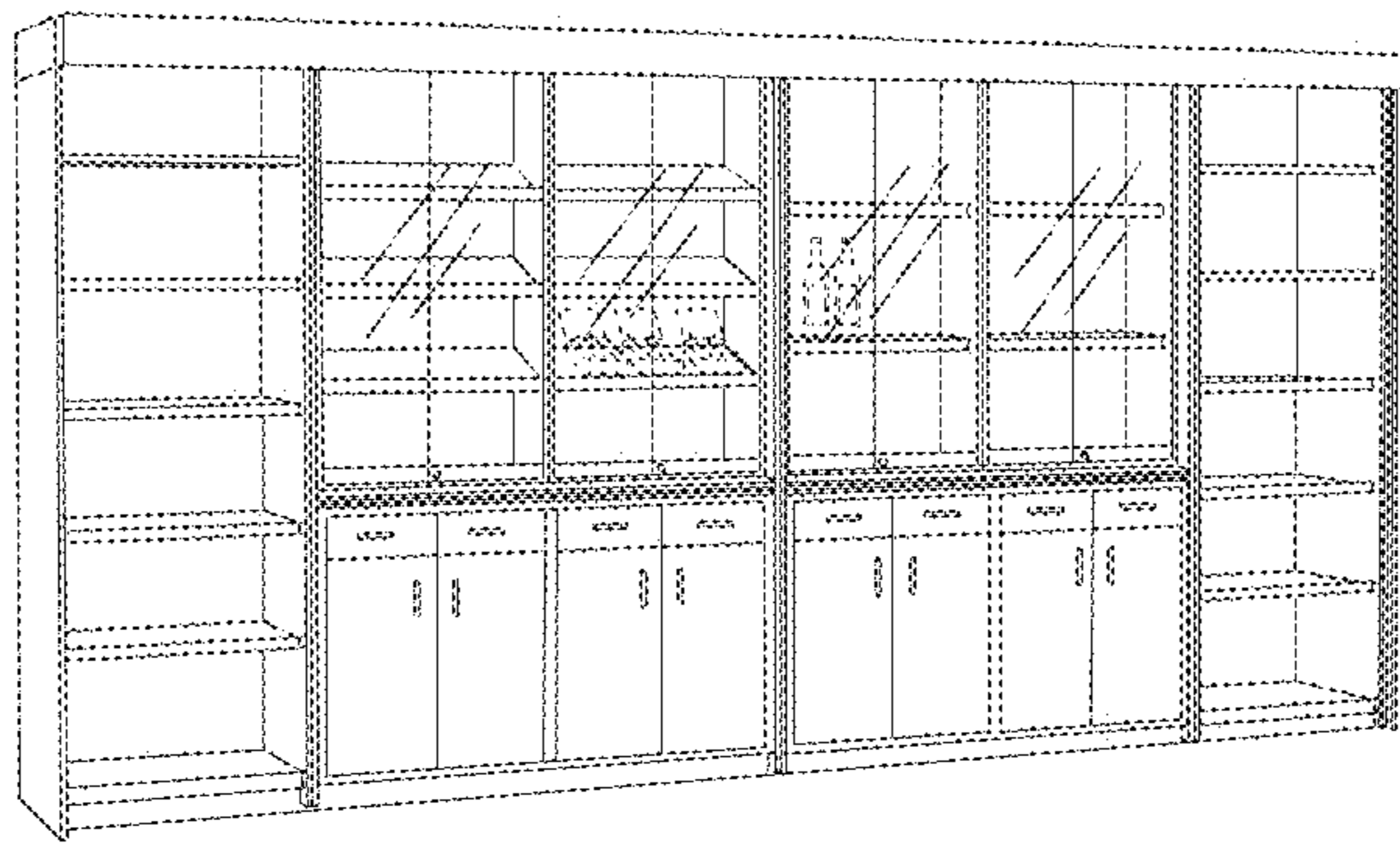


FIG. 1

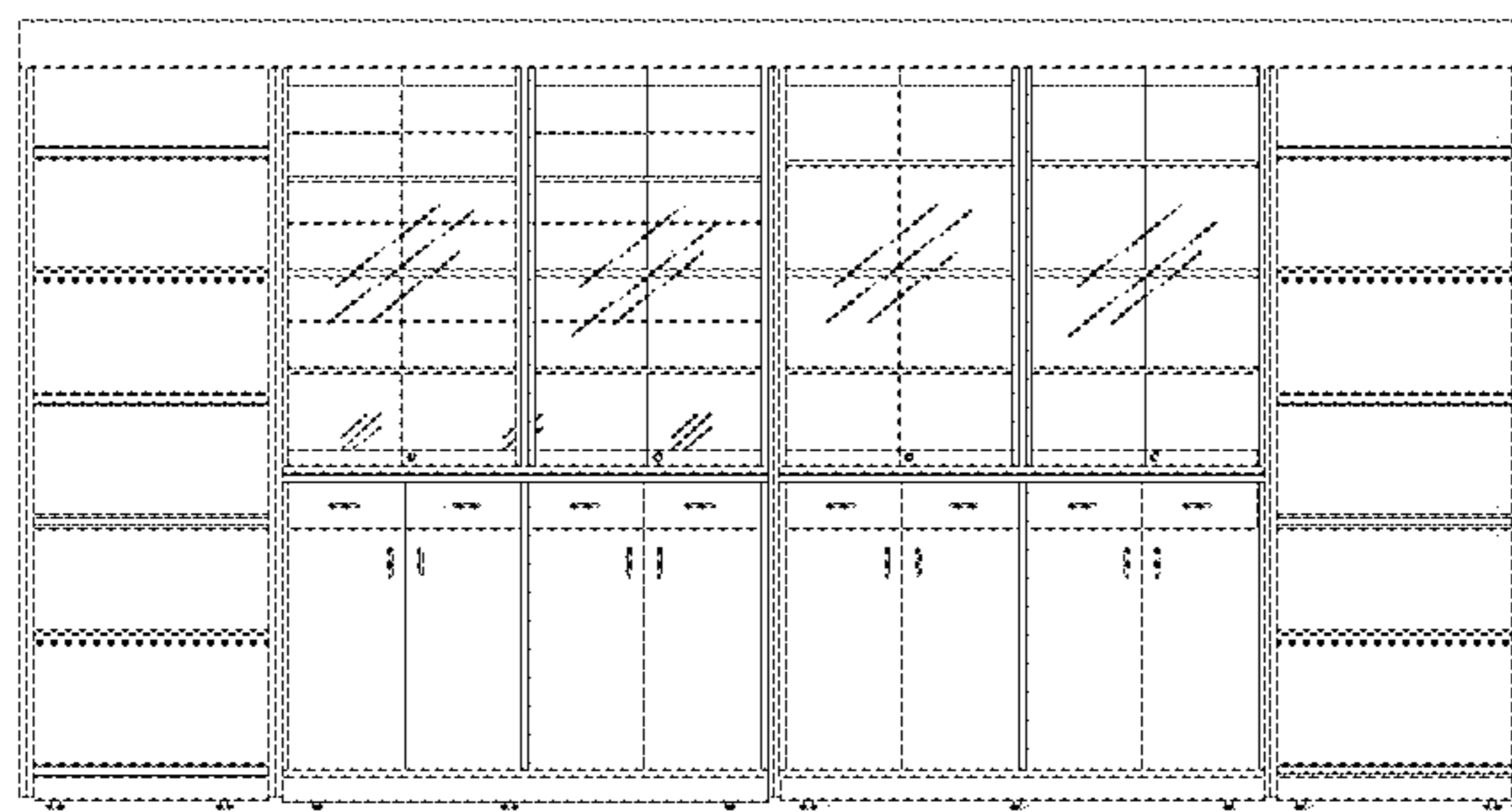


FIG. 2




FIG. 3




FIG. 4




FIG. 5

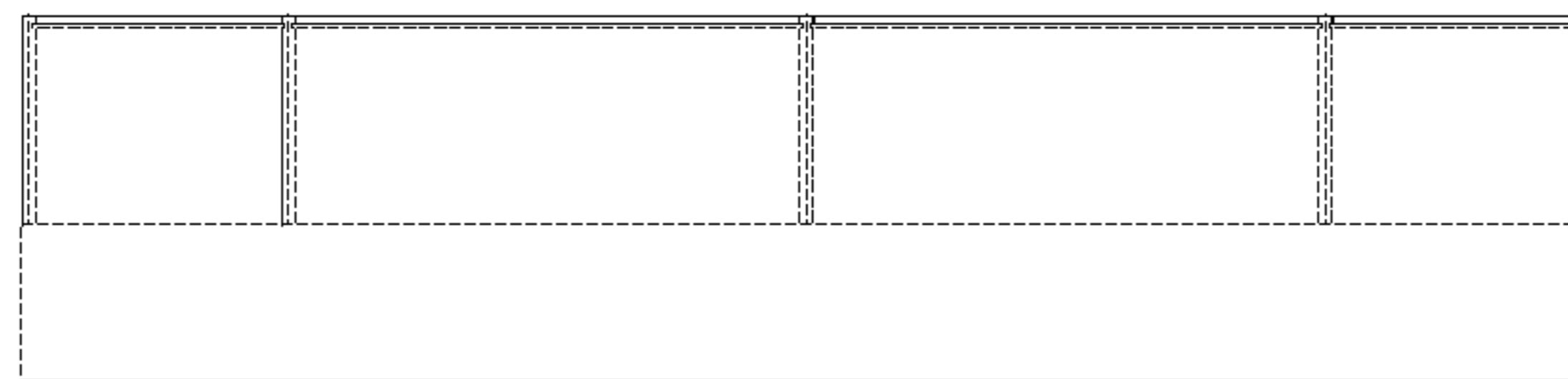


FIG. 6

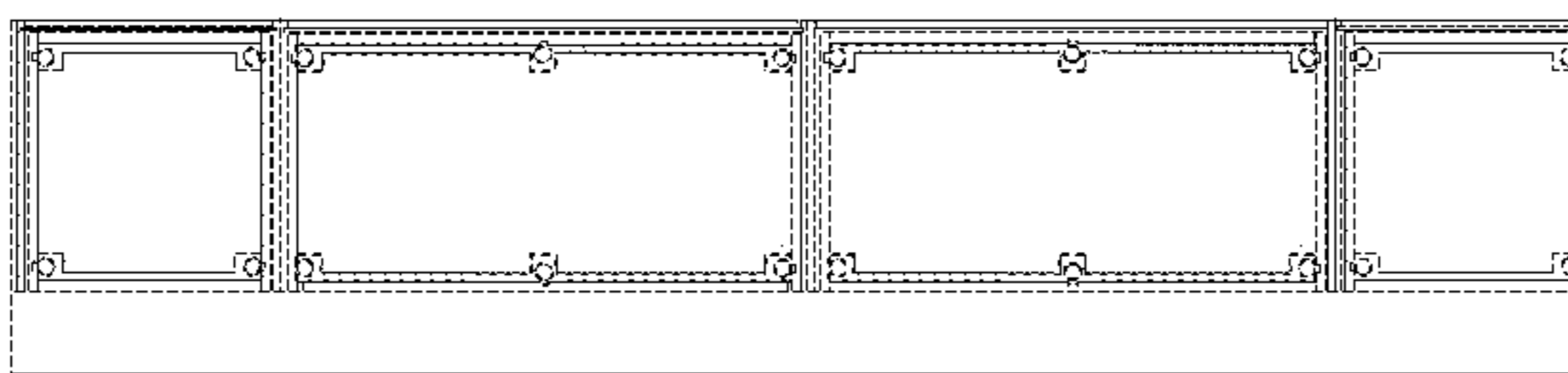


FIG. 7