



US00D935777S

(12) **United States Design Patent** (10) **Patent No.:** **US D935,777 S**
Guo (45) **Date of Patent:** **** Nov. 16, 2021**

(54) **PROTECTIVE COVER**
(71) Applicant: **Weiwei Guo**, Yangxin (CN)
(72) Inventor: **Weiwei Guo**, Yangxin (CN)
(**) Term: **15 Years**
(21) Appl. No.: **29/746,489**
(22) Filed: **Aug. 14, 2020**
(51) **LOC (13) Cl.** **03-01**
(52) **U.S. Cl.**
USPC **D3/316; D9/445**
(58) **Field of Classification Search**
USPC D3/201, 203.1, 203.3, 203.6, 205, 218,
D3/272-273, 294-295, 301, 316, 319;
D9/444, 445
CPC A45F 5/00; A45C 13/002; A45C 13/005
See application file for complete search history.

(56) **References Cited**

U.S. PATENT DOCUMENTS

D266,056 S * 9/1982 Lear D7/306
4,872,577 A * 10/1989 Smith B65D 51/04
220/739
5,251,460 A * 10/1993 DeMarco B65D 81/3886
220/592.19
D353,328 S * 12/1994 Nuffer D9/445
6,039,207 A * 3/2000 Adamek B65D 81/3879
215/303
D426,772 S * 6/2000 Kahl D9/449
D473,629 S * 4/2003 Johnson D23/206
6,604,649 B1 * 8/2003 Campi B65D 81/3886
220/592.17
D490,708 S * 6/2004 Lown D9/438
D530,984 S * 10/2006 Bolden D7/607
D556,922 S * 12/2007 Morrison D26/23
D584,147 S * 1/2009 Lown D3/202

D585,558 S 1/2009 Feeley et al.
D591,563 S * 5/2009 Johnson D7/624.2
D776,489 S 1/2017 Lee
10,336,508 B2 * 7/2019 Battaglia B65D 43/022
D878,214 S 3/2020 Robin et al.
D885,894 S * 6/2020 Santiago D9/444
10,710,781 B2 * 7/2020 Battaglia B65D 51/1661
10,750,892 B1 * 8/2020 Wegner F25D 3/08

OTHER PUBLICATIONS

Skywin Store, Skywin Silicone Can Sleeve (3 Pack)—Beer Can Cover can Hides Beer Can by Disguising it as a Can of Soda (Red) (https://www.amazon.com/Skywin-Silicone-Can-Sleeve-Pack/dp/B081TM1XJX/ref=sr_1_10?dchild=1&keywords=can+covers+for+sodas&qid=1632276600&sr=8-10), first available online Nov. 22, 2019.*

* cited by examiner

Primary Examiner — Holly E Thurman

(57) **CLAIM**

The ornamental design for a protective cover, as shown and described.

DESCRIPTION

FIG. 1 is a first perspective view of a protective cover showing my new design;
FIG. 2 is a second perspective view thereof;
FIG. 3 is a front view thereof;
FIG. 4 is a back view thereof;
FIG. 5 is a left side view thereof;
FIG. 6 is a right side view thereof;
FIG. 7 is a top view thereof;
FIG. 8 is a bottom view thereof; and,
FIG. 9 is a perspective view of another state of the protective cover thereof.

1 Claim, 9 Drawing Sheets






FIG. 1




FIG. 2




FIG. 3




FIG. 4




FIG. 5




FIG. 6

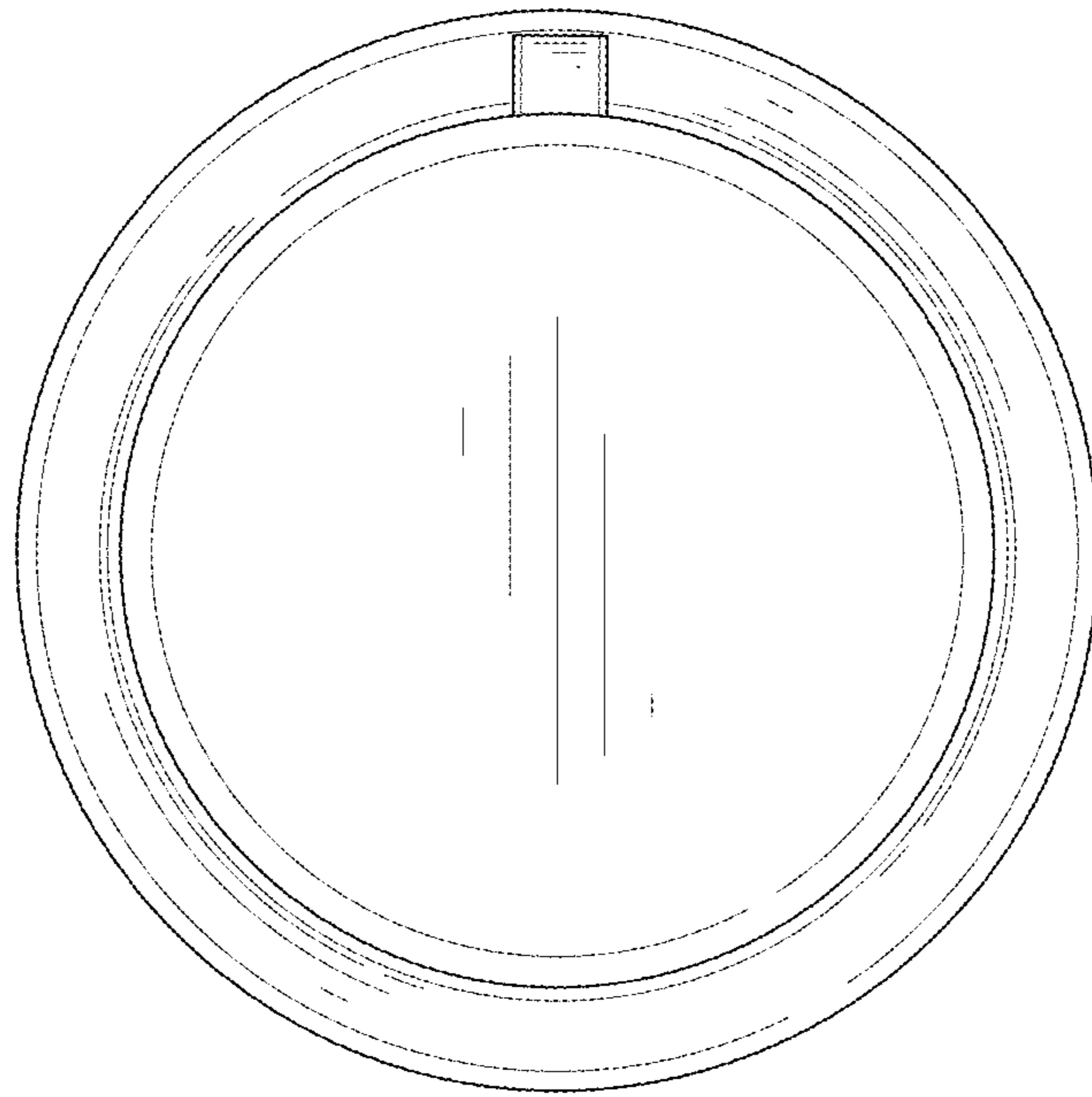


FIG. 7

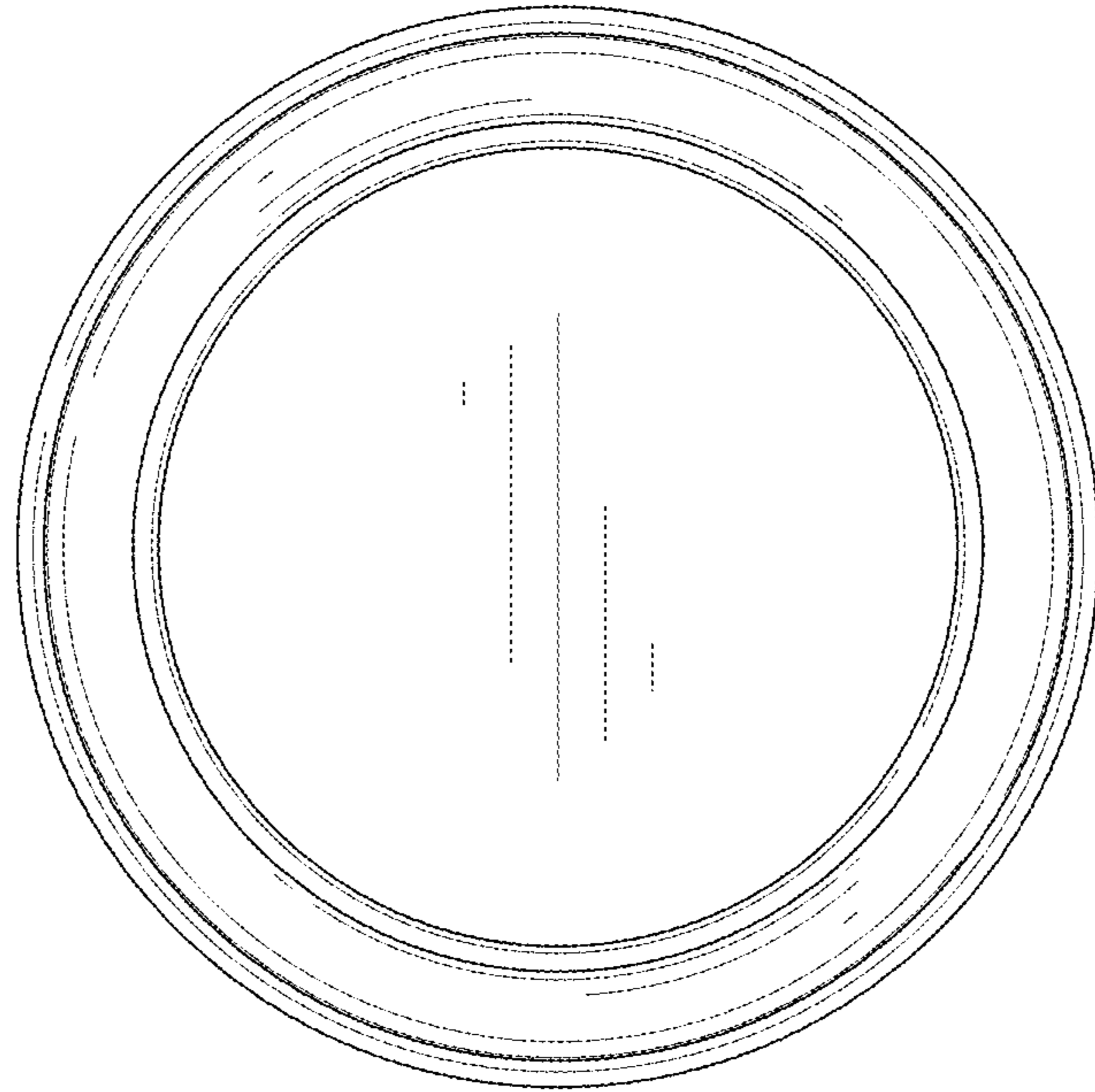


FIG. 8




FIG. 9