



US00D935759S

(12) **United States Design Patent** (10) **Patent No.:** **US D935,759 S**
Fromholtz et al. (45) **Date of Patent:** **** Nov. 16, 2021**

- (54) **INSERT FOR FOOTWEAR**
- (71) Applicant: **Scholl's Wellness Company LLC**, Parsippany, NJ (US)
- (72) Inventors: **Alexander Fromholtz**, Madison, NJ (US); **Daniel L. Miranda**, Basking Ridge, NJ (US); **Harold A. Howlett**, Parsippany, NJ (US)
- (73) Assignee: **Scholl's Wellness Company LLC**, Parsippany, NJ (US)
- (**) Term: **15 Years**
- (21) Appl. No.: **29/785,320**
- (22) Filed: **May 25, 2021**

- D288,383 S * 2/1987 Autry D2/961
- D387,864 S * 12/1997 Hatfield D2/953
- D403,847 S * 1/1999 Blythe D2/961
- D416,380 S * 11/1999 Werman D2/946
- 6,345,455 B1 * 2/2002 Greer, Jr. A61F 5/14
36/145
- D456,128 S * 4/2002 Evans D2/961
- D462,510 S * 9/2002 Goodrich D2/961
- D496,780 S * 10/2004 Matuke D2/961

(Continued)

OTHER PUBLICATIONS

Stylish Step Soft Cushioning posted by Dr Scholls posted date unknown, © Target, [online], [site visited Aug. 4, 2021]. Available from Internet, <https://www.target.com/p/dr-scholl-39-s-stylish-step-soft-cushioning-insoles-for-sneakers-1-pair-size-6-10/-/A-78656094> (Year: 2021).*

(Continued)

Related U.S. Application Data

- (62) Division of application No. 29/690,501, filed on May 8, 2019.
- (51) **LOC (13) Cl.** **02-04**
- (52) **U.S. Cl.**
USPC **D2/961**
- (58) **Field of Classification Search**
USPC D2/896, 946, 947, 949, 950, 951, 961,
D2/968; D24/124, 125, 126
CPC A43B 13/00; A43B 13/02; A43B 13/026;
A43B 13/04; A43B 7/00; A43B 1/14;
A43B 13/10; A43B 13/023; A43B 13/08
See application file for complete search history.

Primary Examiner — T Chase Nelson
Assistant Examiner — Laura H Yu

(74) *Attorney, Agent, or Firm* — Lowenstein Sandler LLP

(57) **CLAIM**

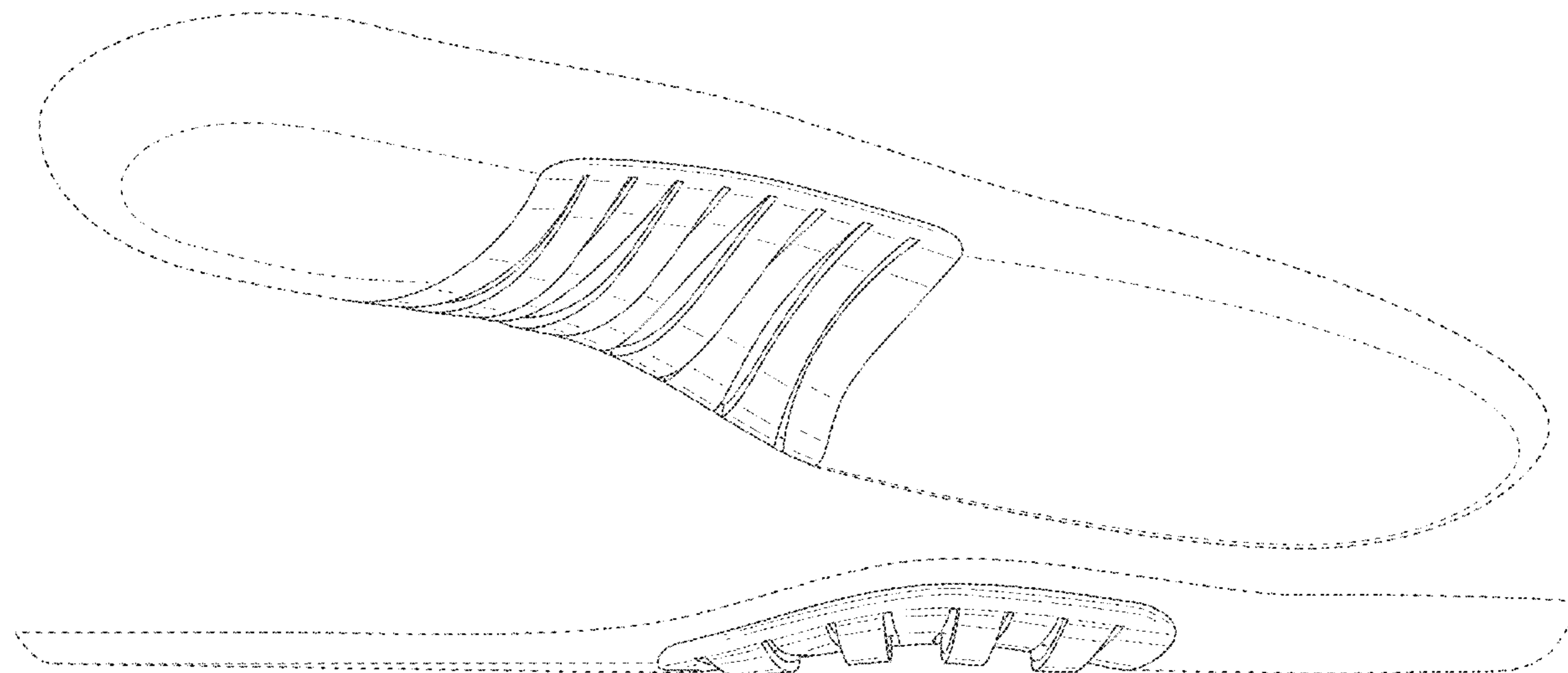
The ornamental design for an insert for footwear, as shown and described.

DESCRIPTION

FIG. 1 is a first perspective view of an insert for footwear showing our new design;
FIG. 2 is a second perspective view thereof;
FIG. 3 is a front view thereof;
FIG. 4 is a rear view thereof;
FIG. 5 is a side view thereof;
FIG. 6 is a side view of the opposite side of FIG. 5; and,
FIG. 7 is a bottom view thereof.

The broken lines shown in the drawings illustrate portions of an insert for footwear that form no part of the claimed design.

1 Claim, 5 Drawing Sheets



(56)

References Cited

U.S. PATENT DOCUMENTS

D548,436 S * 8/2007 Wolff D2/954
8,082,682 B2 * 12/2011 Karl A43B 13/141
36/8.3
D695,001 S * 12/2013 Feldman D2/961
D750,879 S * 3/2016 Klein D2/961
D850,774 S * 6/2019 Hoane D2/961
2017/0027277 A1 * 2/2017 Anthony A43B 17/02
2020/0029653 A1 * 1/2020 Yang A43B 7/143

OTHER PUBLICATIONS

Invisible Cushioning Insoles posted by Dr Scholls posted date unknown, © DrScholls, [online]. [site visited Aug. 4, 2021]. Available from Internet, <https://www.drsholls.com/p/stylish-step/invisible-cushioning-insoles-for-high-heels/> (Year: 2021).*

* cited by examiner

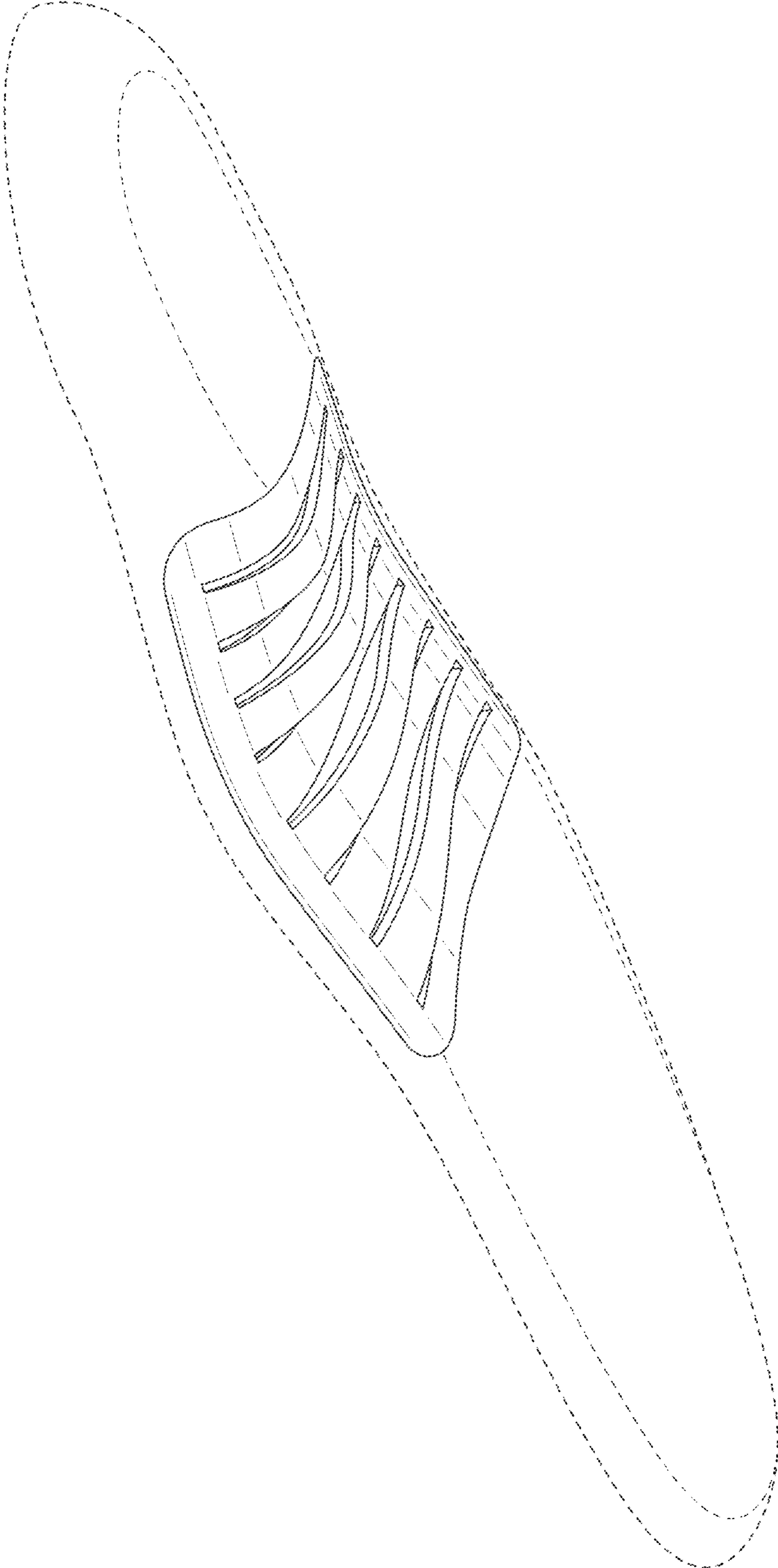


FIG. 1

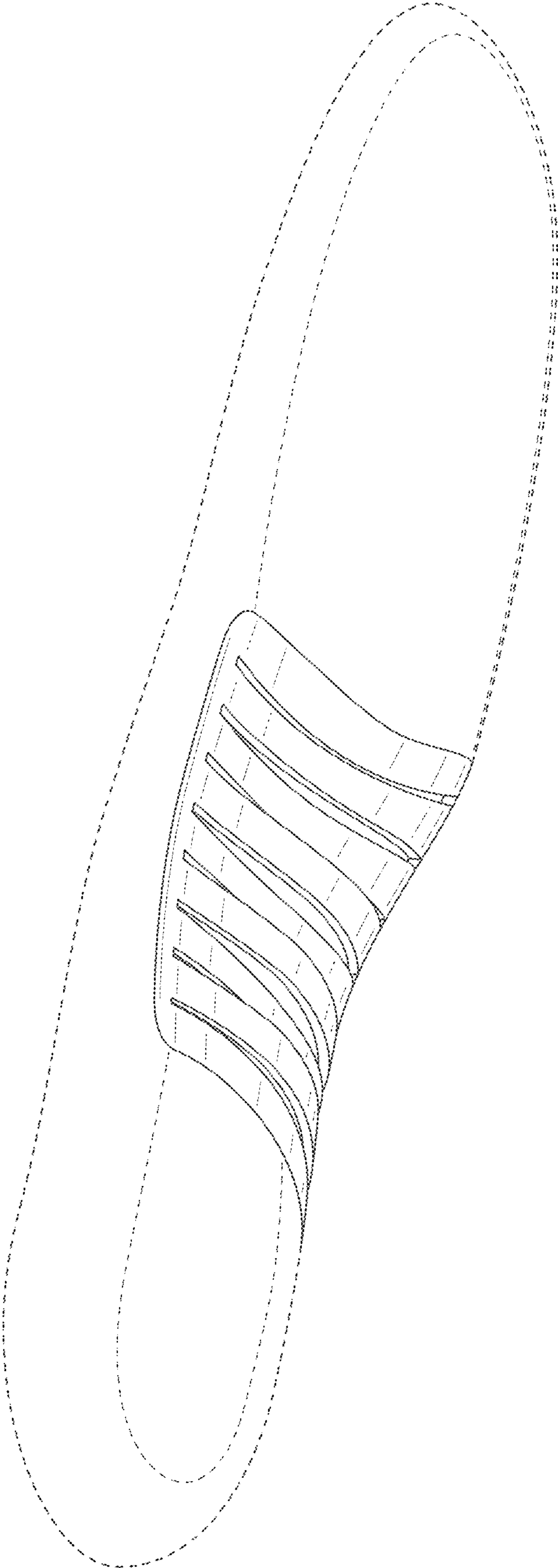


FIG. 2




FIG. 3




FIG. 4

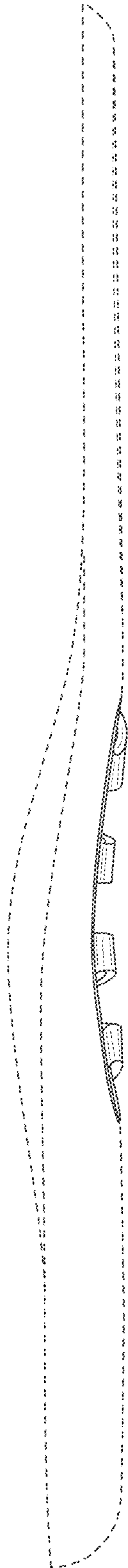


FIG. 5



FIG. 6

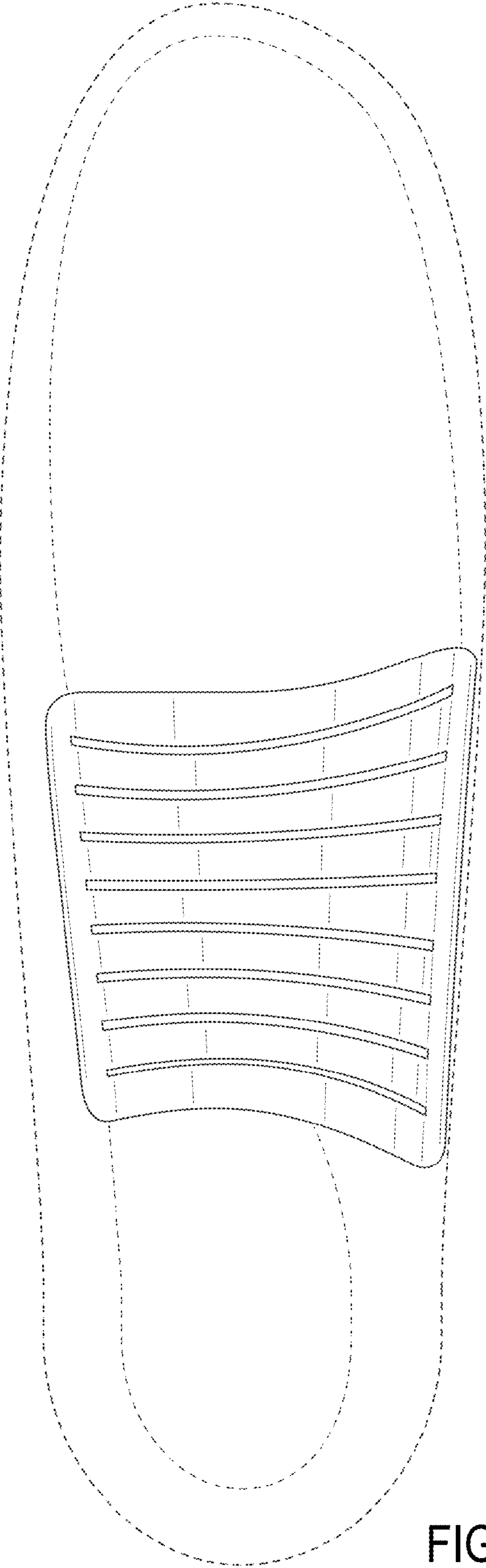


FIG. 7