



US00D935756S

(12) **United States Design Patent**
Sartori

(10) **Patent No.:** **US D935,756 S**

(45) **Date of Patent:** **** Nov. 16, 2021**

(54) **SHOE SOLE**

(71) Applicant: **CONSITEX S.A.**, Stabio (CH)

(72) Inventor: **Alessandro Sartori**, Trivero (IT)

(73) Assignee: **CONSITEX S.A.**

(**) Term: **15 Years**

(21) Appl. No.: **29/721,953**

(22) Filed: **Jan. 24, 2020**

(30) **Foreign Application Priority Data**

Jul. 26, 2019 (EM) 006649695
Jan. 10, 2020 (EM) 007498712

(51) **LOC (13) Cl.** **02-04**

(52) **U.S. Cl.**
USPC **D2/957; D2/947; D2/951; D2/953;**
D2/960

(58) **Field of Classification Search**

USPC D2/902, 906, 908, 916, 918, 925,
D2/946-962, 977; 36/3 B, 22 R, 24.5,
36/25 R, 28, 32 R, 34 R, 59 C, 67 A, 103
CPC A43B 13/00; A43B 13/02; A43B 13/023;
A43B 13/026; A43B 13/04; A43B 13/08;
A43B 13/10; A43B 13/12; A43B 13/14;
A43B 13/141; A43B 13/143; A43B
13/16; A43B 13/18; A43B 13/181; A43B
13/187; A43B 13/189; A43B 13/20; A43B
13/22; A43B 13/223; A43B 13/24; A43B
13/28; A43B 13/30; A43B 13/32; A43B
13/34; A43B 13/36

See application file for complete search history.

(56) **References Cited**

U.S. PATENT DOCUMENTS

D394,944 S * 6/1998 Doxey D2/954
D394,945 S * 6/1998 Doxey D2/951

D395,339 S * 6/1998 Gray D2/954
D509,049 S * 9/2005 McClaskie D2/956
D530,895 S * 10/2006 Cockrell D2/959
D542,017 S * 5/2007 Cockrell D2/957
D570,081 S * 6/2008 Longuet D2/953
D703,931 S * 5/2014 Bikowski D2/957
D777,413 S * 1/2017 Hermes D2/960
D781,040 S * 3/2017 Scofield D2/957
D788,421 S * 6/2017 Gibson D2/957
D815,825 S * 4/2018 Goldberg D2/957
D838,445 S * 1/2019 Kalns D2/912

(Continued)

Primary Examiner — T Chase Nelson

(74) *Attorney, Agent, or Firm* — Saidman DesignLaw Group, LLC


(57) **CLAIM**

The ornamental design for a shoe sole, as shown and described.

DESCRIPTION

FIG.1 is a photographic perspective view of a shoe sole showing my new design;
FIG. 2 is a photographic right side view thereof;
FIG. 3 is a photographic left side view thereof;
FIG. 4 is a photographic front view thereof;
FIG. 5 is a photographic rear view thereof;
FIG. 6 is a photographic bottom view thereof;
FIG. 7 is a photographic top view thereof;
FIG. 8 is a photographic perspective view of another embodiment thereof;
FIG. 9 is a photographic right side view thereof;
FIG. 10 is a photographic left side view thereof;
FIG. 11 is a photographic front view thereof;
FIG. 12 is a photographic rear view thereof;
FIG. 13 is a photographic top view thereof; and,
FIG. 14 is a photographic bottom view thereof.
The claimed design is indicated by the relatively dark portions in the figures. The relatively light portions form no part of the claimed design.

1 Claim, 14 Drawing Sheets



(56)

References Cited

U.S. PATENT DOCUMENTS

D845,600	S *	4/2019	Evans	D2/959
D851,885	S *	6/2019	Sebastian	D2/960
D861,308	S *	10/2019	Chang	D2/957
D861,310	S *	10/2019	Weeks	D2/957
D862,056	S *	10/2019	Wang	D2/947
D862,060	S *	10/2019	Weeks	D2/957
D867,735	S *	11/2019	Owens	D2/951
D882,216	S *	4/2020	Zhang	D2/910
D882,911	S *	5/2020	Zhang	D2/910
D885,019	S *	5/2020	Shyllon	D2/947
D886,419	S *	6/2020	McGhee	D2/912
D891,057	S *	7/2020	Seamarks	D2/947
D907,906	S *	1/2021	Lopez Cali	D2/957
D910,300	S *	2/2021	Comeaux	D2/960
D912,380	S *	3/2021	Gerig	D2/953
D913,648	S *	3/2021	Dean	D2/907
D913,650	S *	3/2021	Ortega	D2/908
D916,449	S *	4/2021	Vizy	D2/957
2014/0223776	A1 *	8/2014	Wardlaw	A43B 13/187
				36/102
2017/0020228	A1 *	1/2017	Scofield	A43B 13/184
2020/0146397	A1 *	5/2020	Coupe	G06T 19/00

* cited by examiner



FIG. 1



FIG. 2



FIG. 3



FIG. 4




FIG. 5




FIG. 6



FIG. 7



FIG. 8



FIG. 9



FIG. 10




FIG. 11

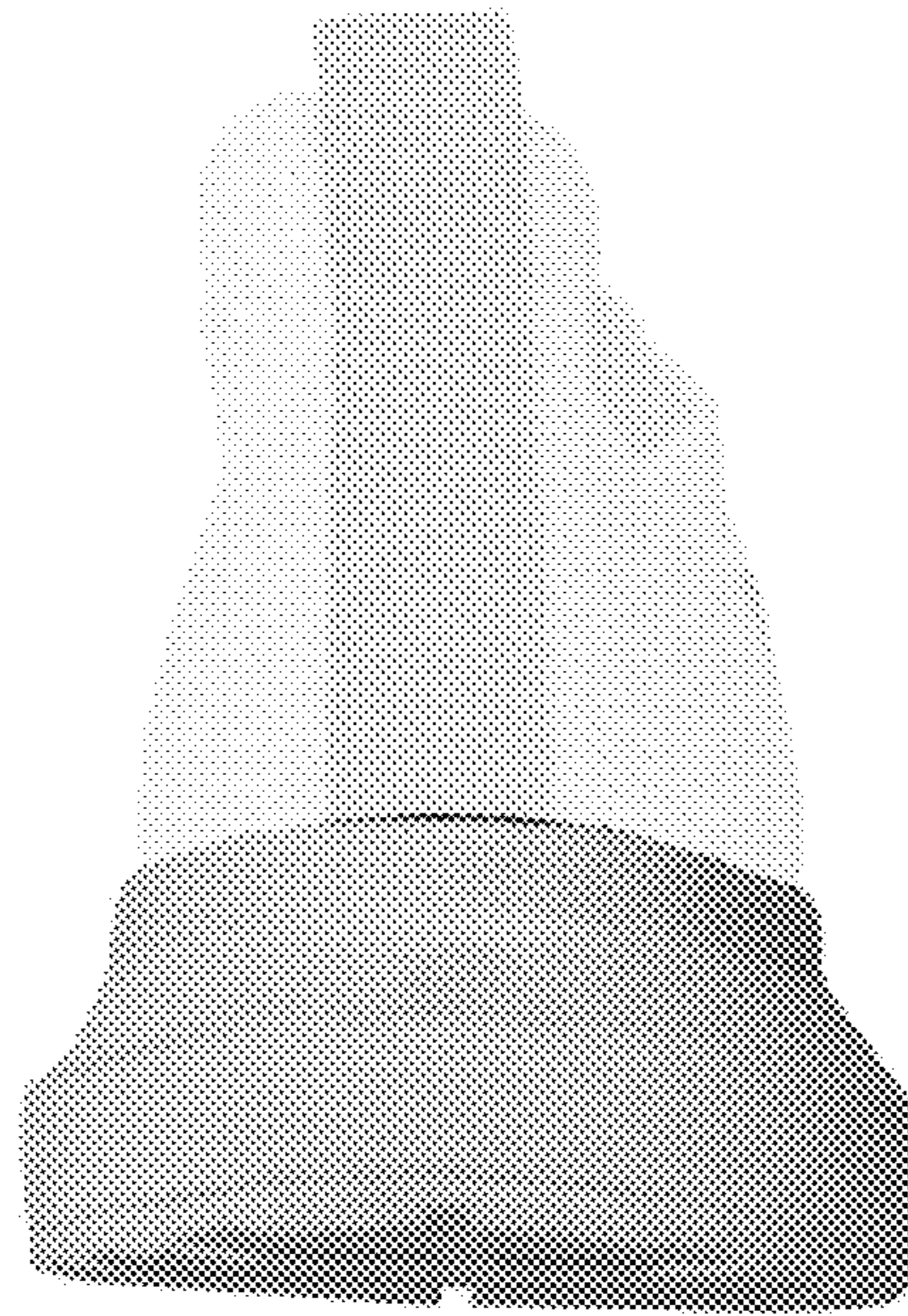


FIG. 12




FIG. 13




FIG. 14