



US00D935746S

(12) **United States Design Patent** (10) **Patent No.:** **US D935,746 S**  
**Blackwell** (45) **Date of Patent:** **\*\* Nov. 16, 2021**

(54) **HEADWEAR** 5,016,287 A \* 5/1991 Harris ..... A42B 1/045  
2/202  
(71) Applicant: **Emmanuel James Blackwell**, Buford, GA (US) D355,068 S \* 2/1995 Prendergast ..... D2/719  
D408,966 S \* 5/1999 Lawrence ..... D2/825  
D619,333 S \* 7/2010 Stowell ..... D2/823  
(72) Inventor: **Emmanuel James Blackwell**, Buford, GA (US) D630,003 S \* 1/2011 Brown ..... D2/841  
D672,534 S \* 12/2012 Smith ..... D2/878  
D699,927 S \* 2/2014 Fujioka ..... D2/866  
D706,020 S \* 6/2014 Hammel ..... D2/829  
D708,822 S \* 7/2014 Douglas ..... D2/880  
D746,549 S \* 1/2016 Sweeney Amador ..... D2/831  
(\*\*) Term: **15 Years** 2015/0143604 A1\* 5/2015 Mizrahi ..... A42B 1/048  
2/84  
(21) Appl. No.: **29/688,512**

(22) Filed: **Apr. 22, 2019**

**Related U.S. Application Data**

(63) Continuation-in-part of application No. 15/016,252, filed on Feb. 4, 2016, now Pat. No. 10,264,839.

(51) **LOC (13) Cl.** ..... **02-03**

(52) **U.S. Cl.**  
USPC ..... **D2/878; D2/831**

(58) **Field of Classification Search**

USPC ..... D2/500, 865, 866, 870, 874, 877, 878,  
D2/880, 881, 891, 728, 823, 824, 825,  
D2/828, 829, 831, 840, 841; D29/108  
CPC ... A41D 1/04; A41D 3/00; A41D 3/08; A41D  
2200/20; A41D 2300/30; A41D 2600/00;  
A41D 2600/20; A41D 27/12; A42B 1/00;  
A42B 1/04; A42B 1/041; A42B 1/045;  
A42B 1/046; A42B 1/048; A42B 1/066;  
A42B 1/205; A42B 1/225; A42B 1/24;  
A42B 7/00; A42C 5/04

See application file for complete search history.

(56) **References Cited**

**U.S. PATENT DOCUMENTS**

1,391,925 A \* 9/1921 Warshawsky ..... A42B 1/045  
2/207  
D304,257 S \* 10/1989 Dorning ..... D2/854

\* cited by examiner

*Primary Examiner* — Jasmine Mlinarcik

(74) *Attorney, Agent, or Firm* — Steven C. Stewart

(57) **CLAIM**

The ornamental design for headwear, as shown and described.

**DESCRIPTION**

FIG. 1 is a front perspective view of headwear showing my new design;

FIG. 2 is a back side perspective view of the headwear showing my new design;

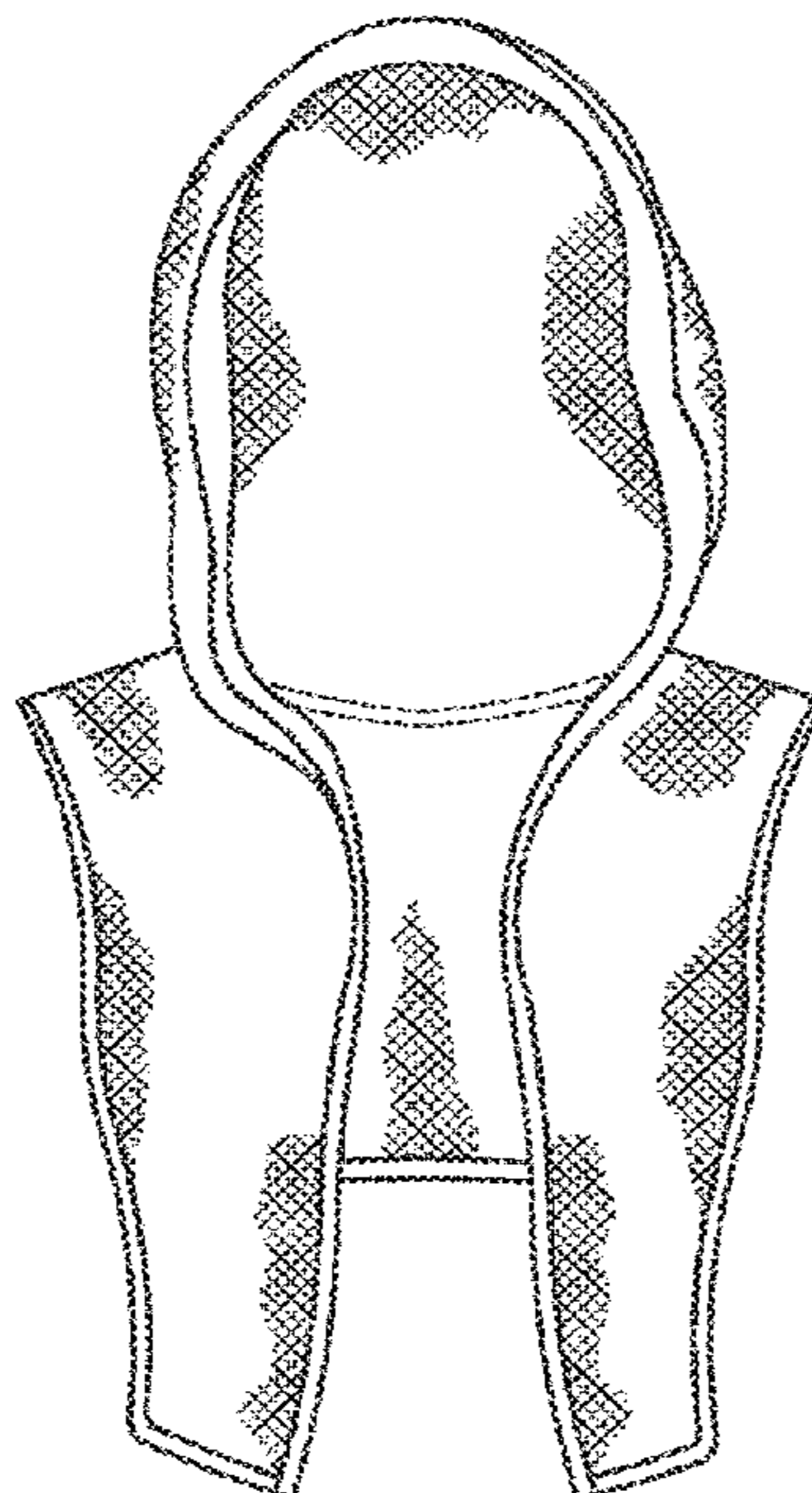
FIG. 3 is a right side perspective view of the headwear showing my new design,

FIG. 4 is a left side perspective view of the headwear showing my new design; and,

FIG. 5 is a top perspective view of the headwear showing my new design.

The broken lines depict claimed stitching.

**1 Claim, 5 Drawing Sheets**



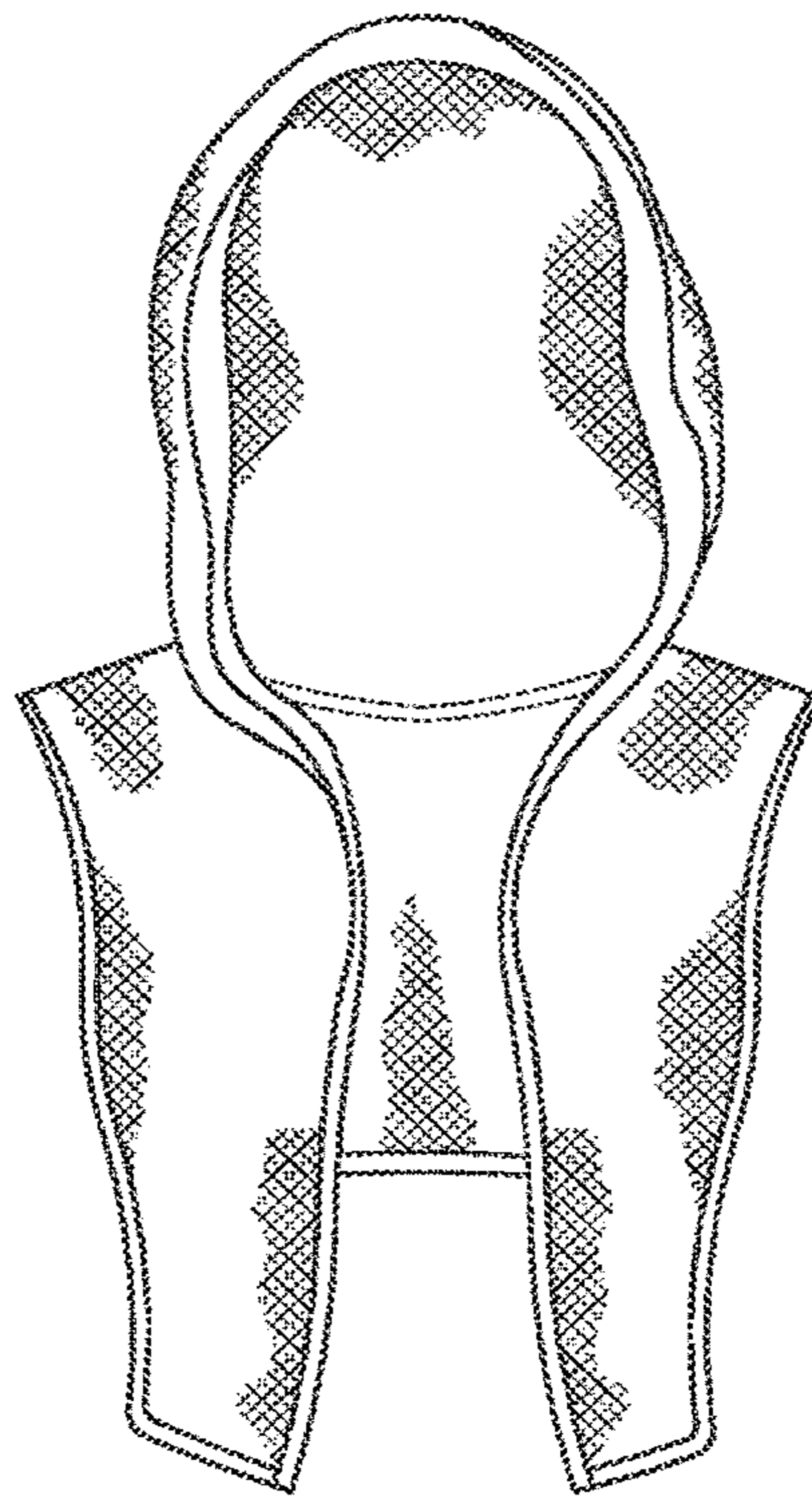


FIG. 1

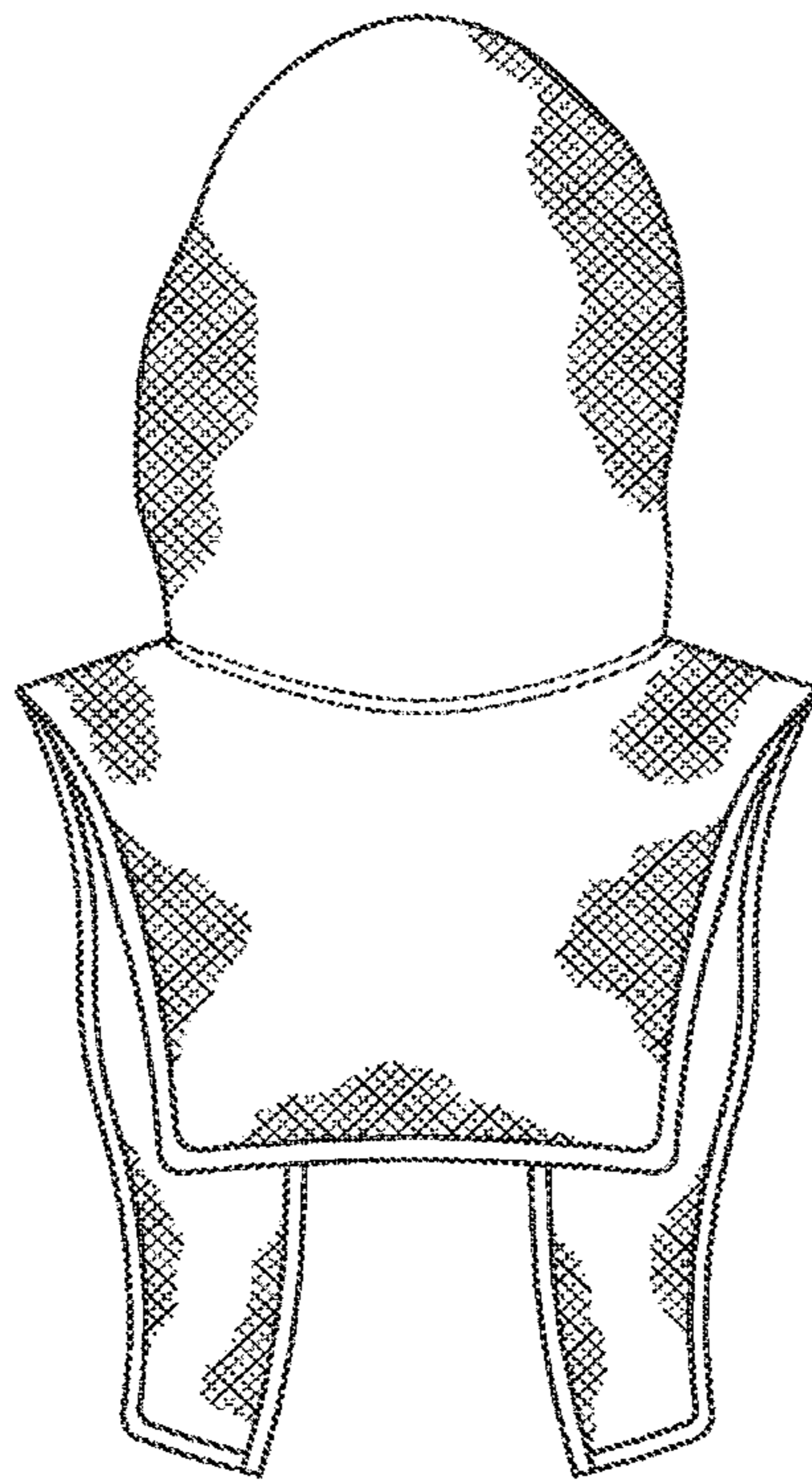


FIG. 2

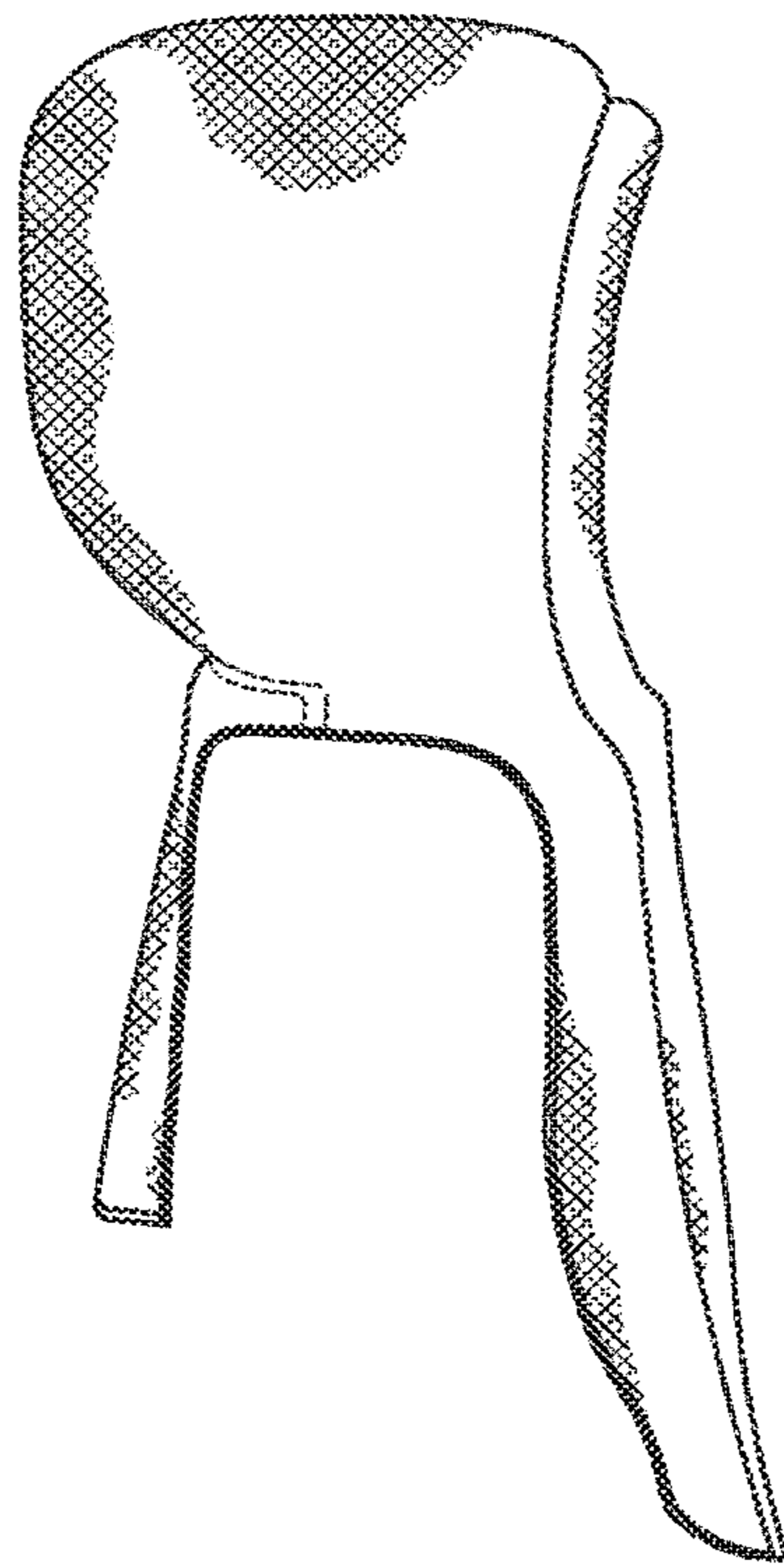


FIG. 3

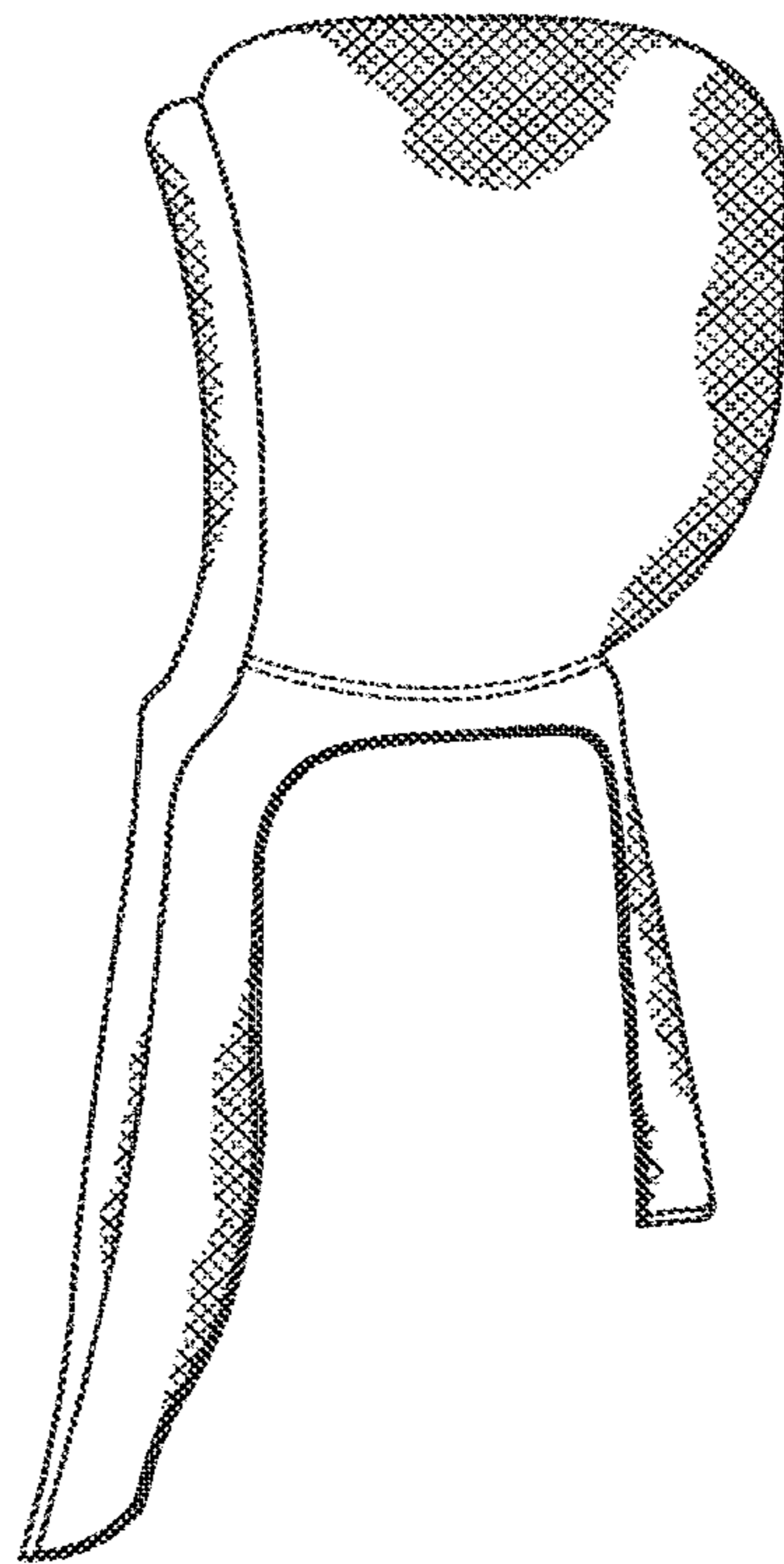


FIG. 4

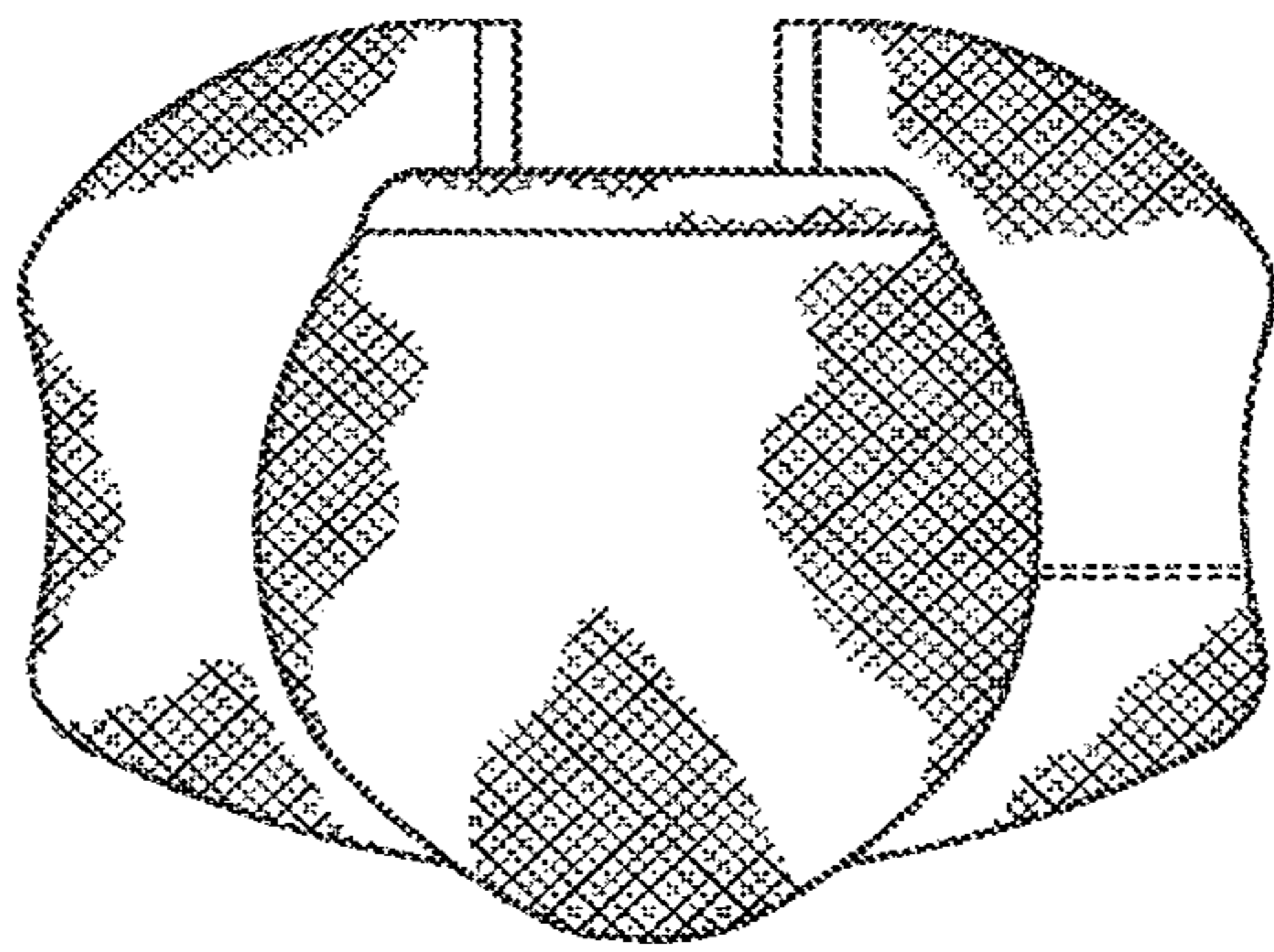


FIG. 5