



US00D935733S

(12) **United States Design Patent** (10) **Patent No.:** **US D935,733 S**
Dupin (45) **Date of Patent:** **** Nov. 16, 2021**

(54) **EDIBLE CAKE**
(71) Applicant: **EDIBLE IP, LLC**, Wallingford, CT (US)
(72) Inventor: **Olivia Dupin**, Wallingford, CT (US)
(73) Assignee: **EDIBLE IP, LLC**, Wallingford, CT (US)

D317,072 S 5/1991 Hillman
D329,934 S 10/1992 Dywan
D332,026 S 12/1992 Corcoran-Curcio
D356,429 S * 3/1995 Benjamin D1/101
D424,300 S 5/2000 Date et al.
D426,326 S 6/2000 Dearth
D437,648 S 2/2001 Pappas
D439,682 S * 3/2001 Murdick D26/7
D445,236 S * 7/2001 Kirchner D1/101
(Continued)

(**) Term: **15 Years**
(21) Appl. No.: **29/649,833**
(22) Filed: **Jun. 1, 2018**

OTHER PUBLICATIONS

Amy. "Mint Chocolate Chip Cake." My Story in Recipes. Jul. 21, 2014. Web. Sep. 25, 2020. <<http://mystoryinrecipes.blogspot.com/2014/07/mint-chocolate-chip-cake.html>>.*
(Continued)

Related U.S. Application Data

(62) Division of application No. 29/577,147, filed on Sep. 9, 2016, now Pat. No. Des. 903,977.
(51) **LOC (13) Cl.** **01-01**
(52) **U.S. Cl.**
USPC **D1/129; D1/130**
(58) **Field of Classification Search**
USPC D1/100-130, 199; 426/94, 104, 138, 426/143, 144, 274, 283, 303, 391, 512, 426/514, 518, 549; D6/597, 601; D7/675, 560, 566, 568; D24/101-104; D28/8.1, 8.2; D21/385, 386, 707
CPC A23L 1/0067; A23L 1/005; A23L 1/0052; A23L 1/217; A23G 9/48; A23G 3/54; A23V 2002/00
See application file for complete search history.

Primary Examiner — Katie Jane Stofko
(74) *Attorney, Agent, or Firm* — Troutman Pepper Hamilton Sanders LLP; Christopher C. Close, Jr.; Chris N. Davis

(57) **CLAIM**

I claim the ornamental design of an edible cake, substantially as shown and described.

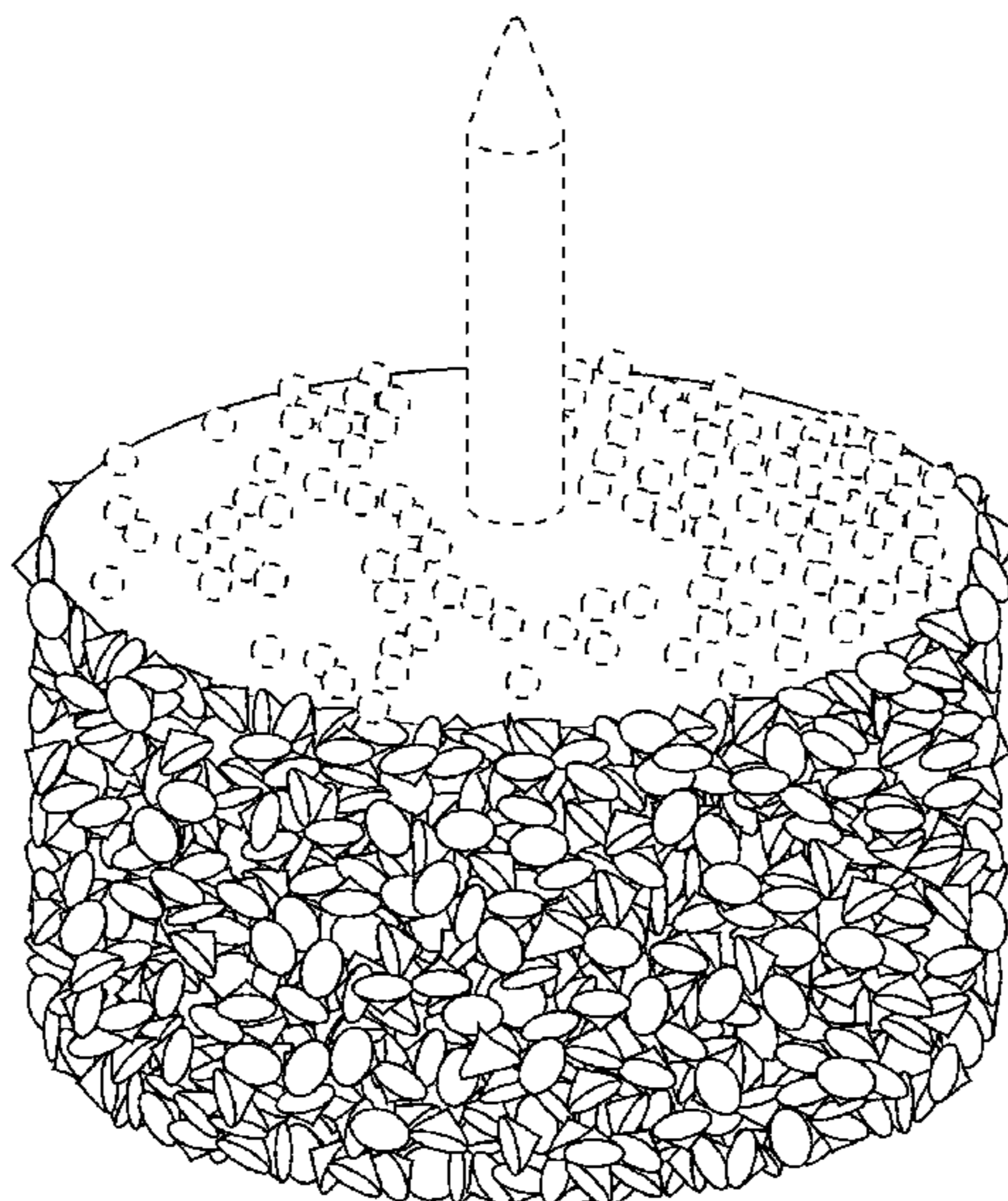
DESCRIPTION

FIG. 1 is a front perspective view of an edible cake in accordance with the present invention;
FIG. 2 is a front view of the edible cake in FIG. 1;
FIG. 3 is a back view thereof;
FIG. 4 is a left side view thereof;
FIG. 5 is a right side view thereof;
FIG. 6 is a top view thereof; and,
FIG. 7 is a bottom view thereof.
The broken lines illustrating the candle in FIGS. 1-6 are environment, while the remaining broken lines in FIG. 1-6 illustrate portions of the edible cake that form no part of the claimed design.

(56) **References Cited**
U.S. PATENT DOCUMENTS

D64,685 S 5/1924 Perky
D111,775 S 10/1938 Seaver
D254,936 S 5/1980 Saunders
D285,620 S * 9/1986 Drazen D1/101
D286,731 S * 11/1986 Drazen D1/101
D296,377 S 6/1988 Skiver et al.

1 Claim, 7 Drawing Sheets



(56)

References Cited

U.S. PATENT DOCUMENTS

| | | | | | |
|--------------|----|---|---------|-------------------|--------|
| D450,861 | S | * | 11/2001 | Murdick | D26/7 |
| D455,505 | S | | 4/2002 | Pappas | |
| 6,371,755 | B1 | | 4/2002 | Dearth | |
| D457,786 | S | | 5/2002 | Wrob | |
| D481,142 | S | * | 10/2003 | Leeds | D26/6 |
| D490,276 | S | * | 5/2004 | Pereira | D26/10 |
| D496,474 | S | * | 9/2004 | Murdick | D26/7 |
| D498,897 | S | | 11/2004 | Miker | |
| D588,328 | S | | 3/2009 | Strongin et al. | |
| D625,566 | S | * | 10/2010 | Alford | D7/610 |
| D649,741 | S | | 12/2011 | Hobel | |
| D677,893 | S | | 3/2013 | Leister | |
| D740,516 | S | | 10/2015 | Rahman et al. | |
| D789,025 | S | | 6/2017 | Shubert | |
| D791,425 | S | | 7/2017 | Fecteau et al. | |
| D855,933 | S | | 8/2019 | Mockler | |
| D862,830 | S | | 10/2019 | Briant et al. | |
| D869,118 | S | | 12/2019 | Briant et al. | |
| D887,666 | S | * | 6/2020 | Clement | D1/101 |
| D890,466 | S | * | 7/2020 | Caldwell | D1/101 |
| 2011/0311686 | A1 | | 12/2011 | Beardsmore et al. | |

OTHER PUBLICATIONS

Evil Twin. "Wicked Windmill Chocolate Cake." My Evil Twin's Kitchen. Jun. 22, 2016. Web. Jul. 3, 2021. <<https://eviltwin.kitchen/wicked-windmill-chocolate-cake/>>.*

Examiner's Report, Application for Registration of an Industrial Design, Canadian Intellectual Property Office, dated Aug. 22, 2017, 2 pages.

* cited by examiner

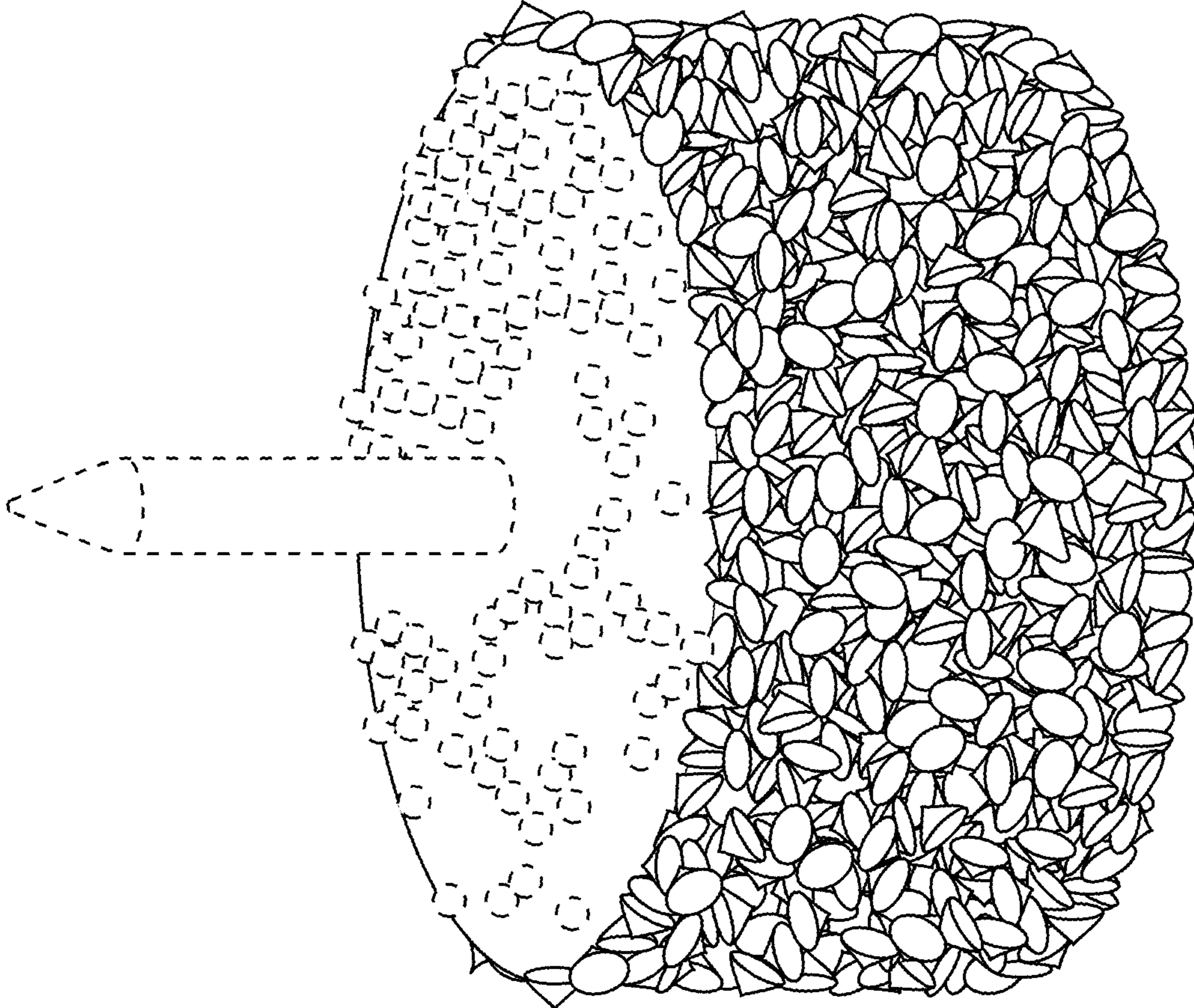


FIG. 1

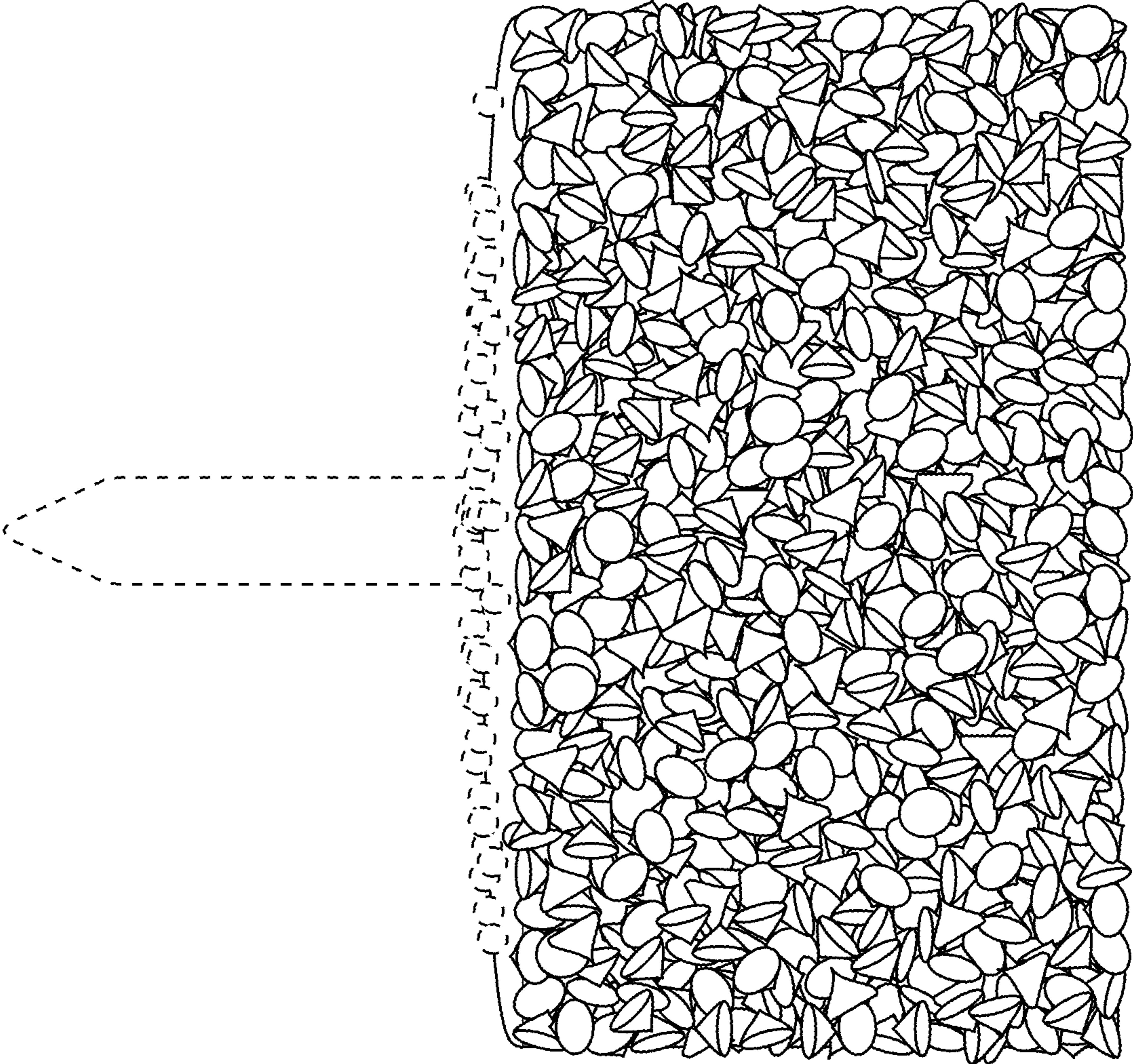


FIG. 2

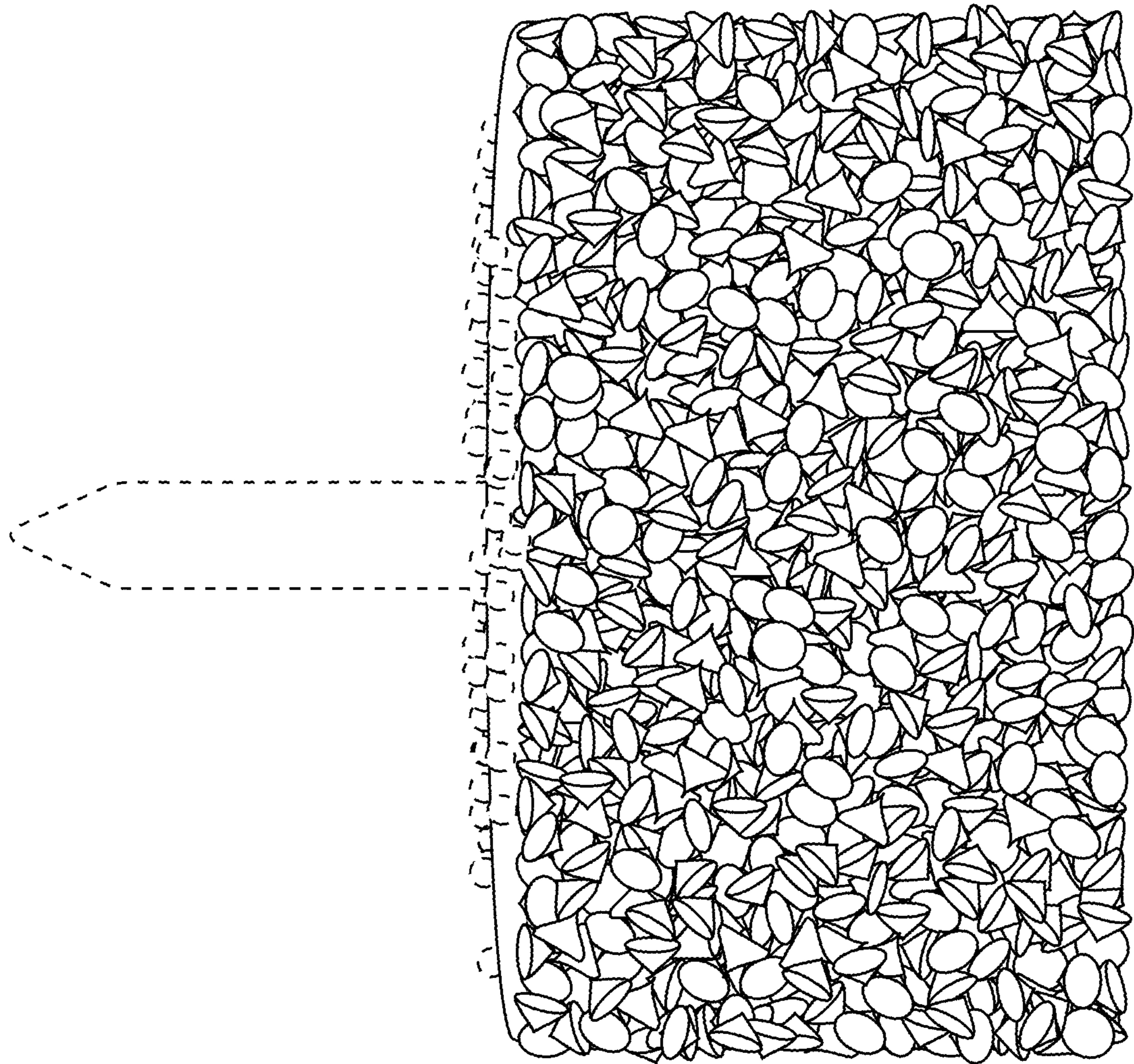


FIG. 3

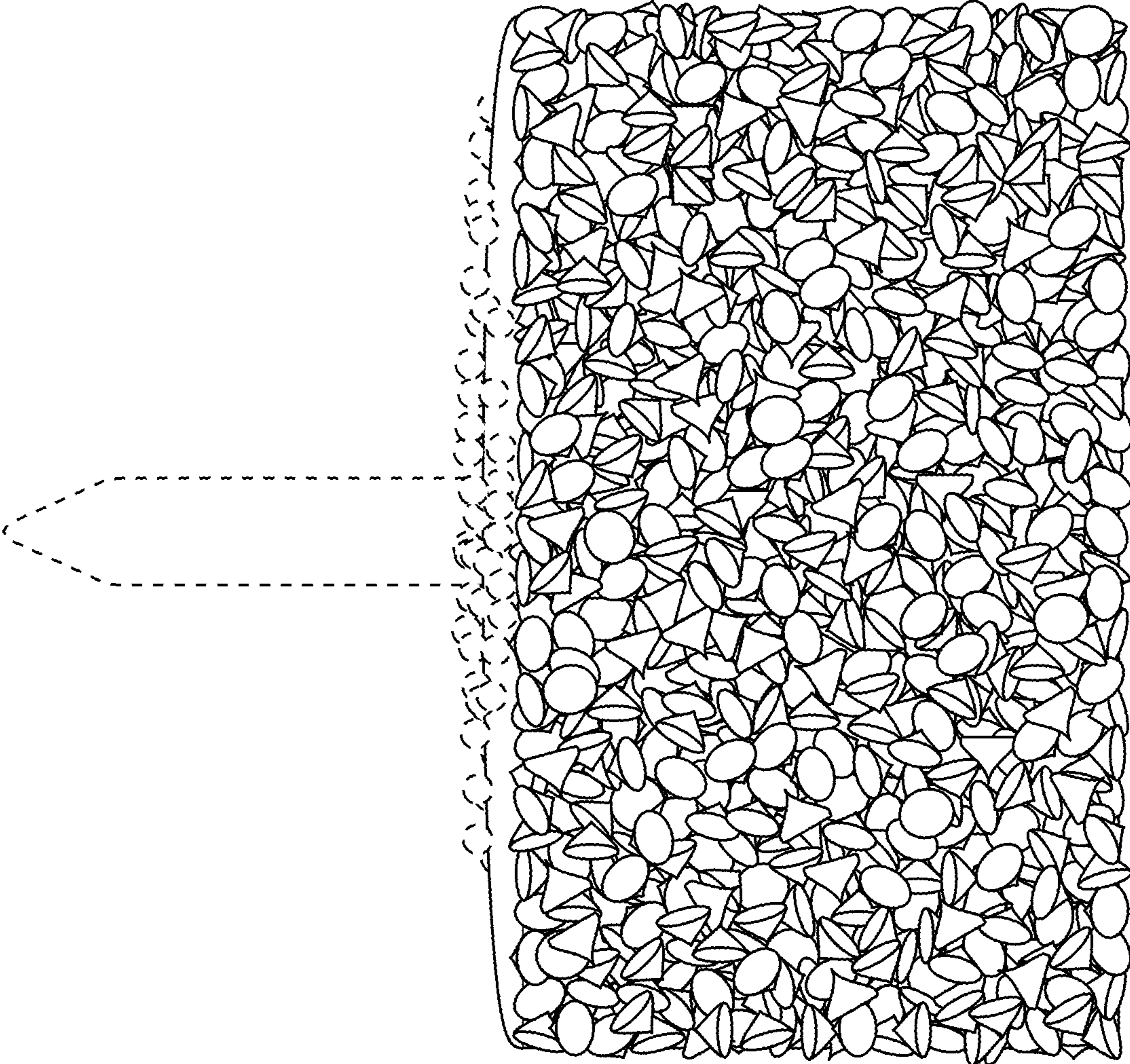


FIG. 4

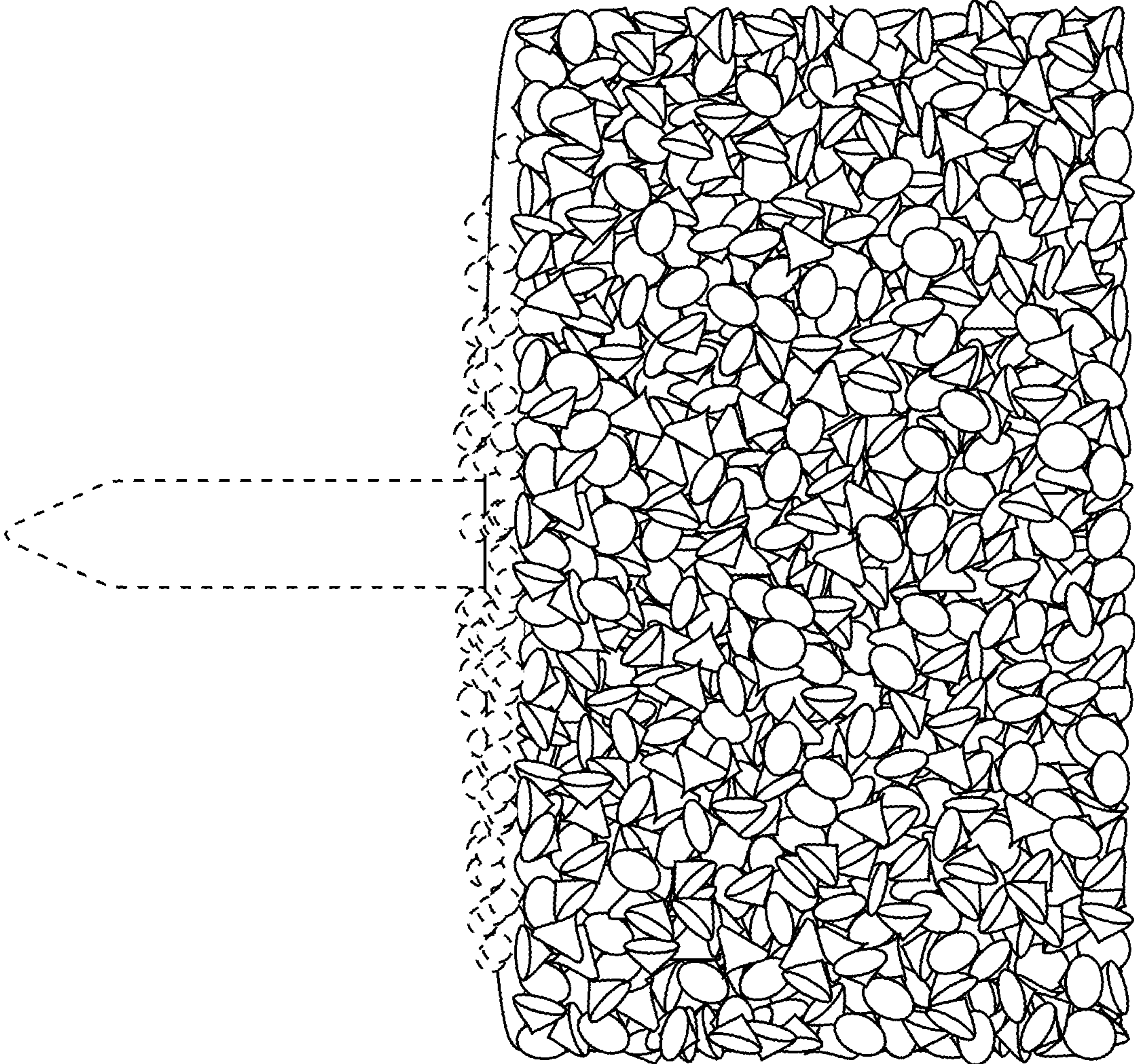


FIG. 5

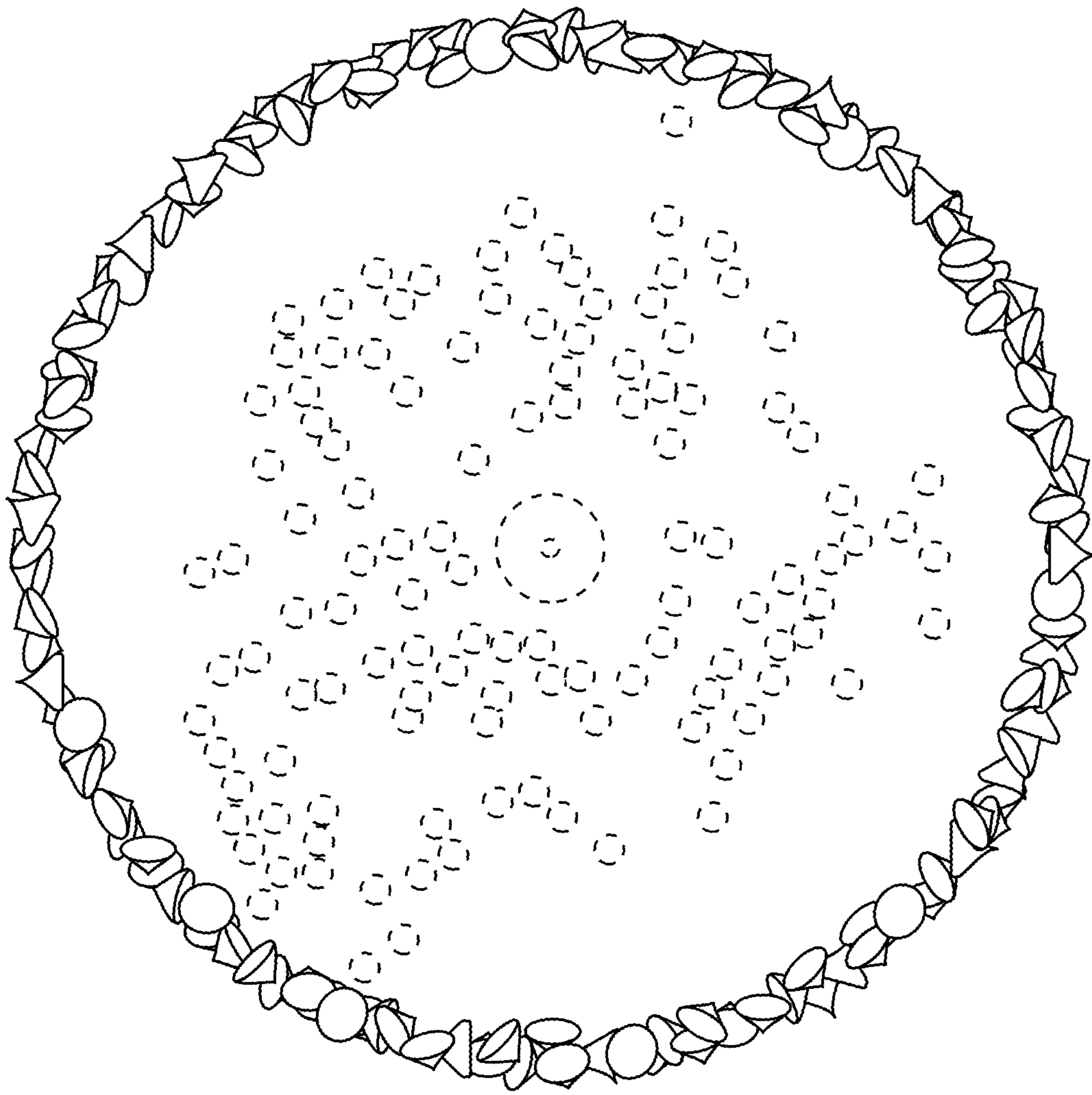


FIG. 6

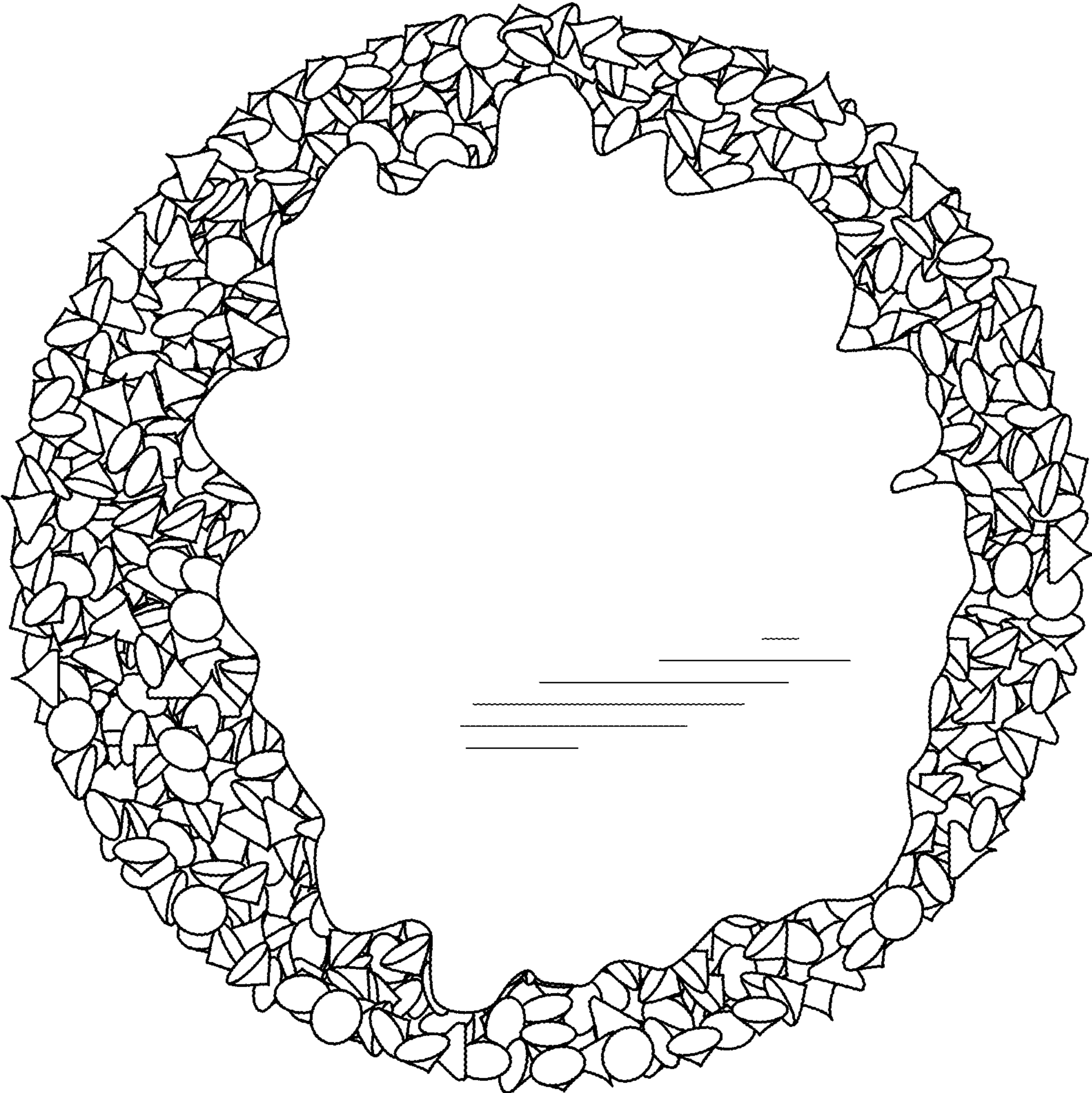


FIG. 7