



US00D935722S

(12) **United States Design Patent** (10) **Patent No.:** **US D935,722 S**
Kang et al. (45) **Date of Patent:** **** Nov. 9, 2021**

(54) **SHOE CARE DEVICE**
(71) Applicant: **LG ELECTRONICS INC.**, Seoul (KR)
(72) Inventors: **Seokkyu Kang**, Seoul (KR); **Jayoen Kim**, Seoul (KR); **Heejae Kim**, Seoul (KR); **Kyoungju Ryu**, Seoul (KR); **Heesu Yang**, Seoul (KR); **Sharim Choe**, Seoul (KR)

D896,454 S * 9/2020 No D32/6
D897,058 S * 9/2020 Kim D32/6
D898,218 S * 10/2020 Hickey D24/217
D903,730 S * 12/2020 Johnson D15/122
D917,804 S * 4/2021 Park D32/6
D918,497 S * 5/2021 Seo D32/6
D922,701 S * 6/2021 Kim D32/14.1
D924,292 S * 7/2021 Wei D15/199

(Continued)

(73) Assignee: **LG ELECTRONICS INC.**, Seoul (KR)

(**) Term: **15 Years**

(21) Appl. No.: **29/727,312**

(22) Filed: **Mar. 10, 2020**

(30) **Foreign Application Priority Data**

Oct. 16, 2019 (KR) 30-2019-0049282

(51) **LOC (13) Cl.** **07-05**

(52) **U.S. Cl.**
USPC **D32/59**

(58) **Field of Classification Search**
USPC D20/32; D32/1, 4, 5, 6, 8, 14.1, 15, 25, D32/58, 59; D15/122; D24/217
CPC A47L 23/205; A47L 23/20; D06F 58/04; D06F 59/06; F26B 21/008; F26B 11/00; F26B 9/003; B29C 48/0255
See application file for complete search history.

(56) **References Cited**

U.S. PATENT DOCUMENTS

D771,164 S * 11/2016 Noorazar D15/122
D826,296 S * 8/2018 Noorazar D15/122
D848,635 S * 5/2019 Davis D24/217
D864,262 S * 10/2019 Noorazar D15/122
D875,332 S * 2/2020 Zhang D32/6

OTHER PUBLICATIONS

Countertop portable dishwasher <https://www.qvc.com/Farberware-Professional-Countertop-Portable-Dishwasher.product.K51204.html> (Year: 2020).*

(Continued)

Primary Examiner — Michelle E. Wilson
Assistant Examiner — Richard E Yenchesky
(74) *Attorney, Agent, or Firm* — Birch, Stewart, Kolasch & Birch, LLP

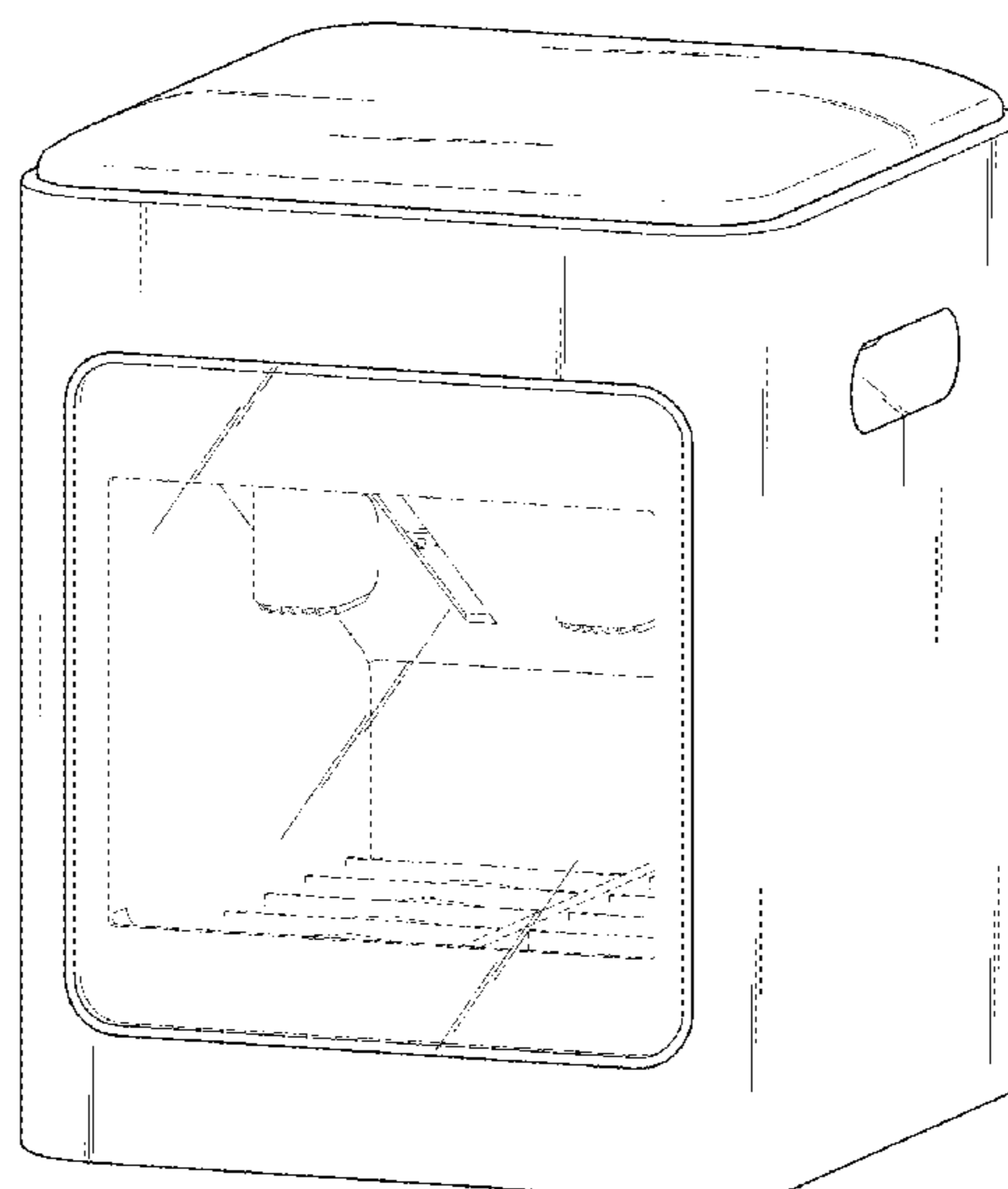
(57) **CLAIM**

We claim the ornamental design for a shoe care device, as shown and described.

DESCRIPTION

FIG. 1 is a perspective view of a shoe care device showing the new design;
FIG. 2 is a front elevation view thereof;
FIG. 3 is a rear elevation view thereof;
FIG. 4 is a left-side elevation view thereof;
FIG. 5 is a right-side elevation view thereof;
FIG. 6 is a top plan view thereof;
FIG. 7 is a bottom plan view thereof;
FIG. 8 is a perspective view showing the inside of the door thereof; and,
FIG. 9 is a perspective view showing a state of use thereof.
The parts shown by means of broken lines in the drawing figures are not part of the claimed design.

1 Claim, 9 Drawing Sheets



(56)

References Cited

U.S. PATENT DOCUMENTS

2009/0193676 A1* 8/2009 Shengguang A47L 23/205
34/106
2017/0355139 A1* 12/2017 Wolf B29C 48/0255
2021/0071950 A1* 3/2021 Ohnari F26B 11/00
2021/0220497 A1* 7/2021 An A47L 23/205

OTHER PUBLICATIONS

Smart shoe cabinet <https://www.globalsources.com/Shoe-cabinet/shoe-cabinet-1182503572p.htm> (Year: 2021).*

* cited by examiner

FIG. 1

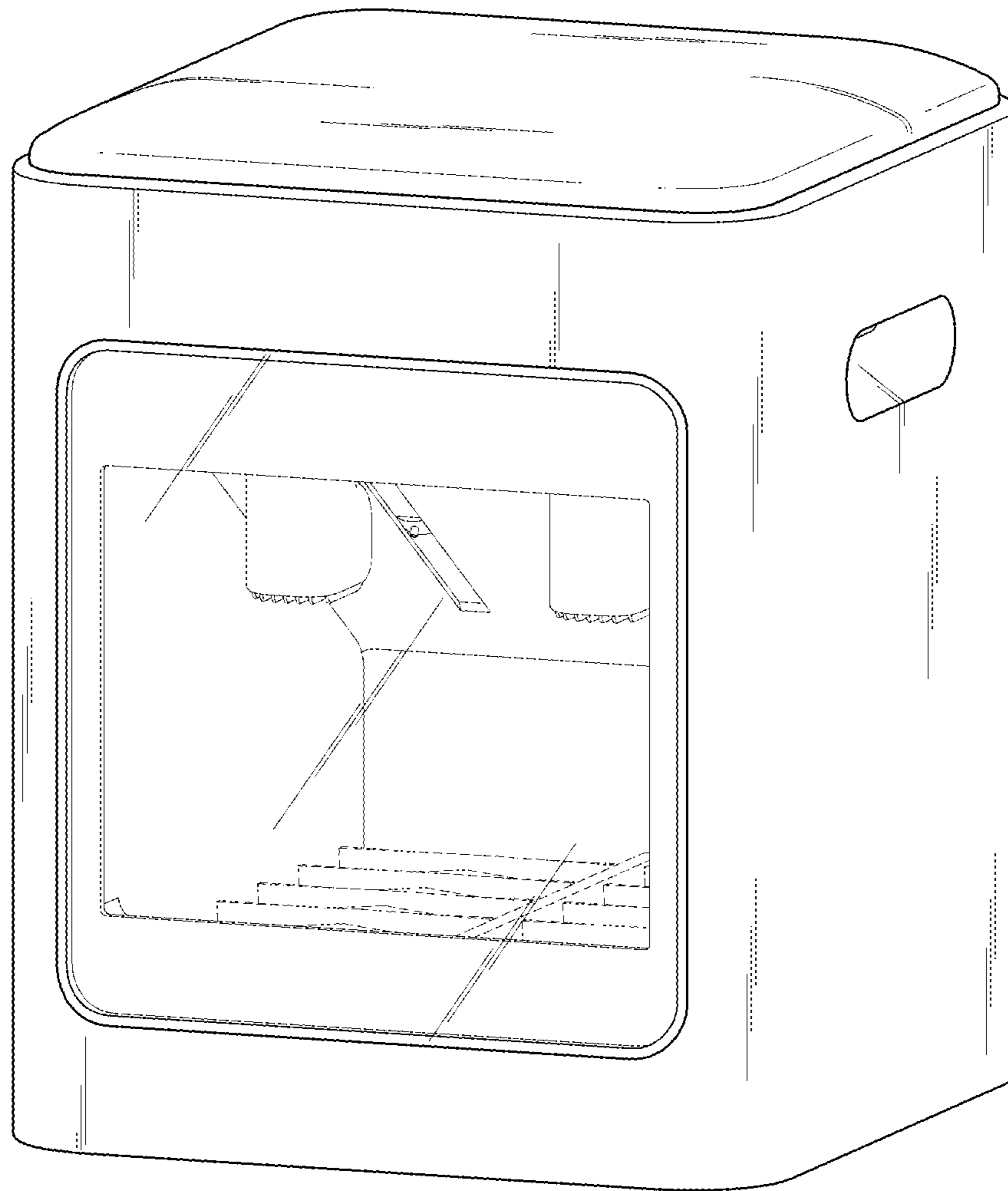


FIG. 2

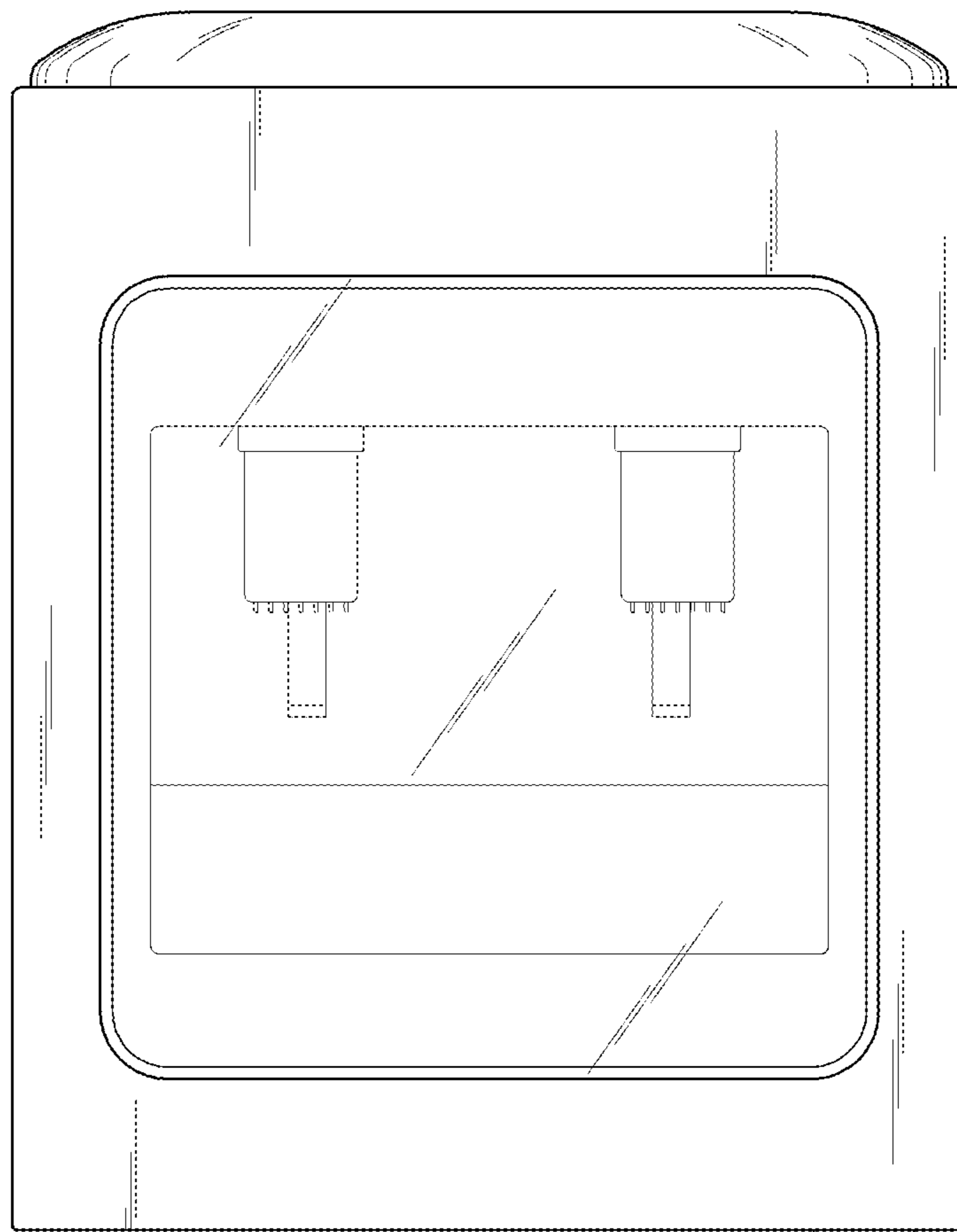


FIG. 3



FIG. 4




FIG. 5




FIG. 6




FIG. 7

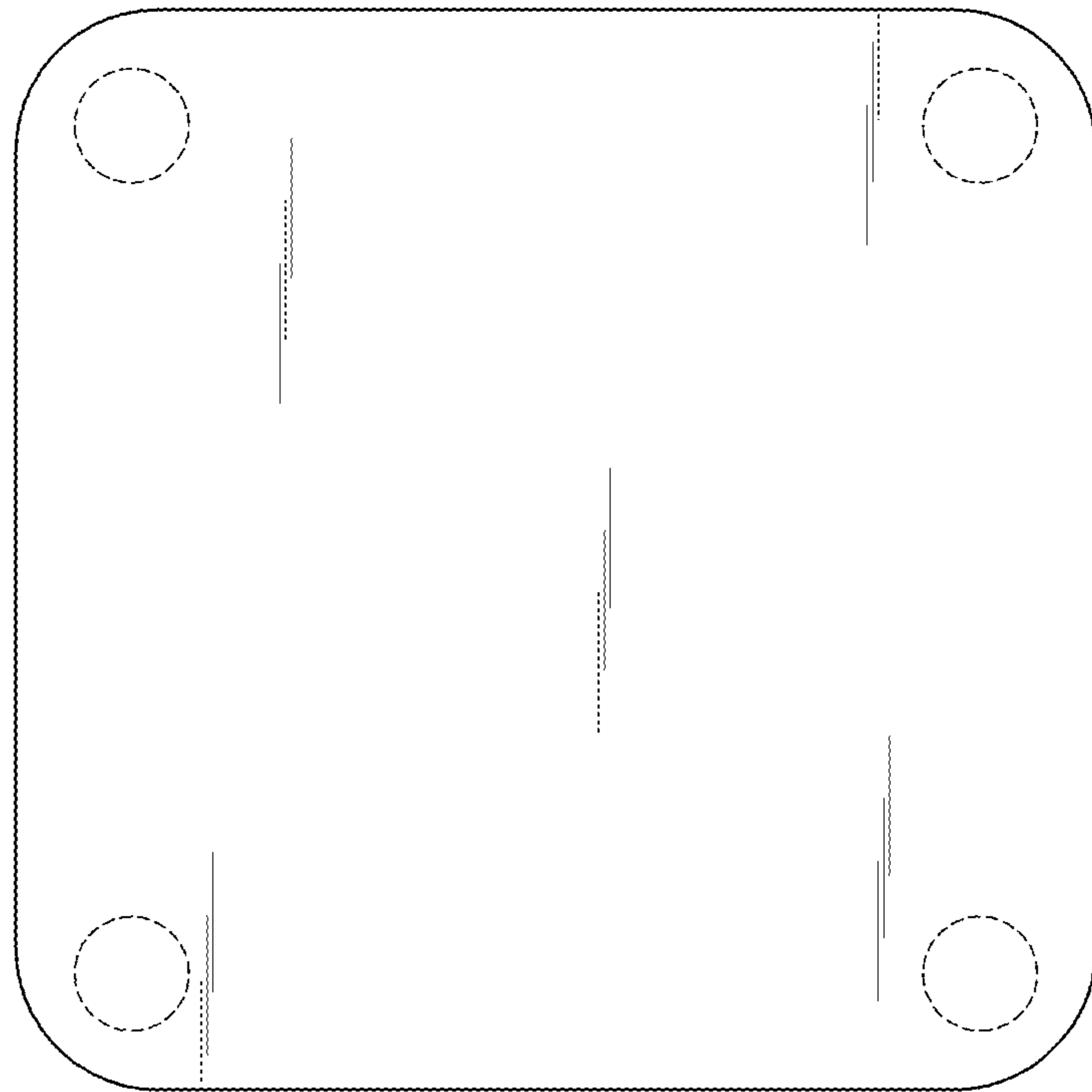


FIG. 8

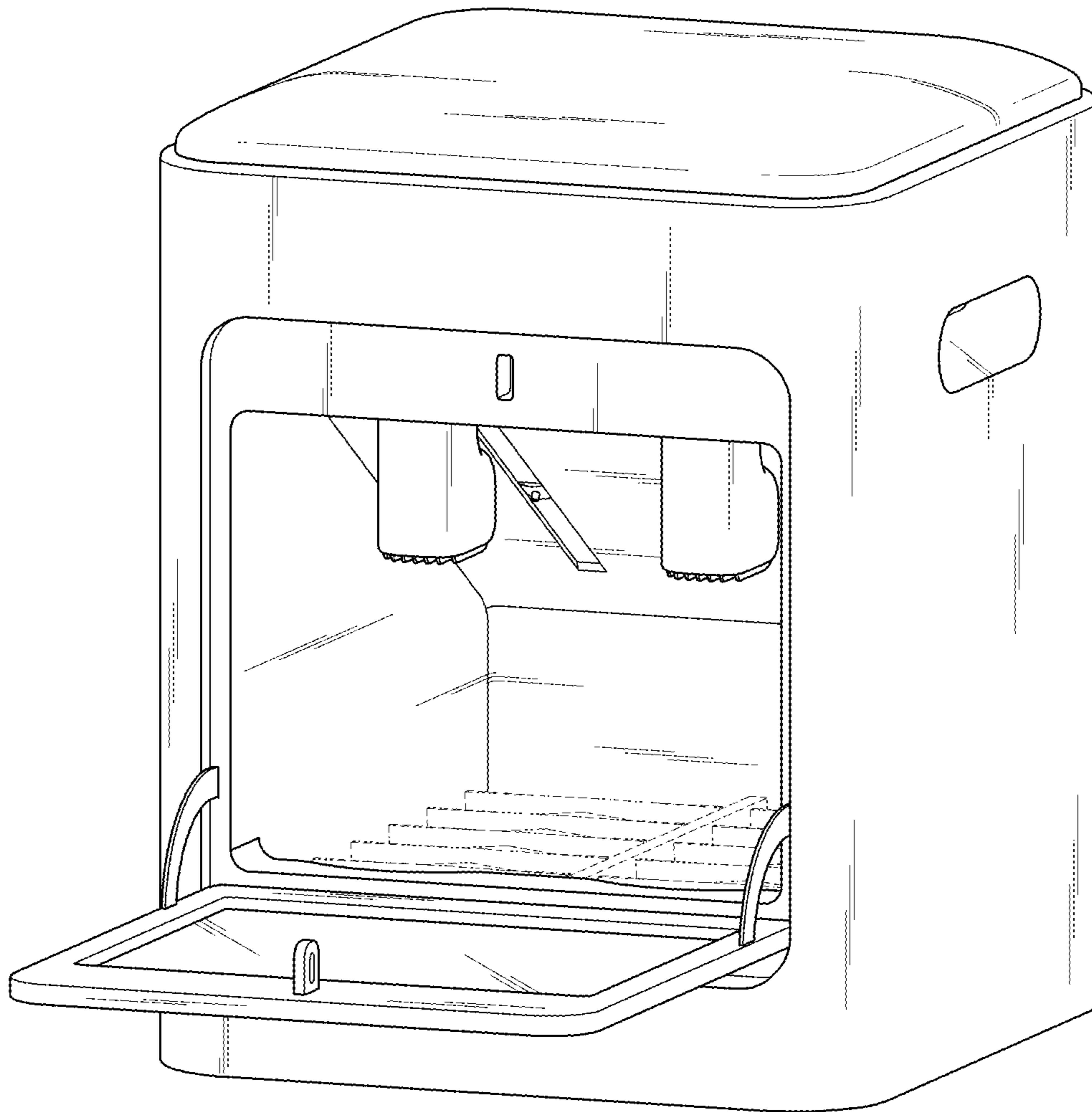


FIG. 9

