



US00D935721S

(12) **United States Design Patent** (10) **Patent No.:** **US D935,721 S**
Kaicker et al. (45) **Date of Patent:** **** Nov. 9, 2021**

(54) **POLISHING MAT**
(71) Applicant: **Anisa International, Inc.**, Atlanta, GA (US)
(72) Inventors: **Anisa Telwar Kaicker**, Atlanta, GA (US); **Shuai Chen**, Atlanta, GA (US)
(73) Assignee: **Anisa International, Inc.**, Atlanta, GA (US)

D800,043 S * 10/2017 Alesi D12/203
9,888,764 B2 2/2018 Xavier et al.
9,924,790 B2 3/2018 Xavier et al.
D814,805 S * 4/2018 Hwang D4/199
D830,025 S * 10/2018 Huang D32/35
D845,852 S * 4/2019 Johnson D12/203
D866,429 S * 11/2019 Johnson D12/203
D887,934 S * 6/2020 Diamond D12/203
(Continued)

(**) Term: **15 Years**
(21) Appl. No.: **29/734,143**
(22) Filed: **May 8, 2020**
(51) **LOC (13) Cl.** **07-05**
(52) **U.S. Cl.**
USPC **D32/57**
(58) **Field of Classification Search**
USPC D32/55, 57; D30/133; D6/510, 525; D4/199
CPC A47J 47/20; A47J 2201/00; A47J 47/00; B65D 35/02; B65D 35/22; B65D 35/56; A46B 17/06; A47L 13/10; A47L 13/12; A47L 13/28
See application file for complete search history.

OTHER PUBLICATIONS

amazon.com; Article entitled: "LORMAY Silicone Makeup Brush Organizer + Makeup Brush Cleaning Mat + Brush Holder for Air Drying. East to Mount to Wall, Mirror, Dresser, or Tile (Mint Green)", located at <https://www.amazon.com/LORMAY-Organizer-Cleaning-Container-Accessories-Makeup/dp/B07G5TLMFG/ref=cm_cr_arp_d_product_top?ie=UTF8>, accessed on May 4, 2020, 6 pgs.

(Continued)

Primary Examiner — Philip S Hyder
(74) *Attorney, Agent, or Firm* — Taylor English Duma LLP

(57) **CLAIM**

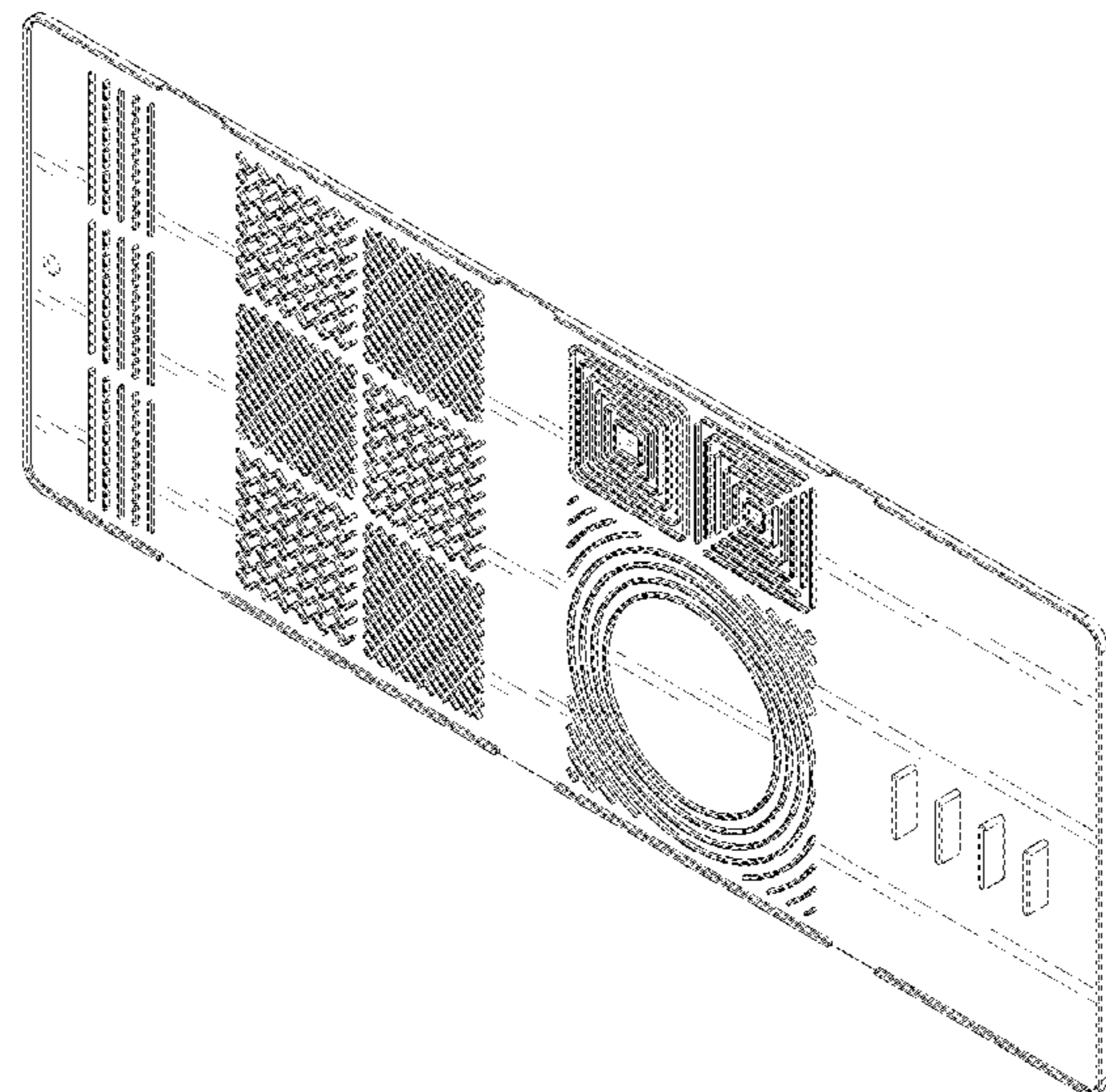
We claim the ornamental design for a polishing mat, as shown and described.

DESCRIPTION

FIG. 1 is a perspective view of an aspect of the polishing mat.
FIG. 2 is a front elevation view thereof.
FIG. 3 is a rear elevation view thereof.
FIG. 4 is a left-side elevation view thereof.
FIG. 5 is a right-side elevation view thereof.
FIG. 6 is a top plan view thereof; and,
FIG. 7 is a bottom plan view thereof.
Those features shown in broken lines, including an opening, shown in FIGS. 1-3, form no part of the claimed design.

1 Claim, 5 Drawing Sheets

(56) **References Cited**
U.S. PATENT DOCUMENTS
D628,422 S * 12/2010 Meyers D6/583
D650,730 S * 12/2011 Jeackjuntra D12/203
9,015,895 B2 4/2015 Filho et al.
D746,010 S * 12/2015 Xavier D32/57
9,345,316 B2 5/2016 Filho et al.
9,345,379 B2 5/2016 Filho et al.
9,474,361 B2 10/2016 Filho et al.
9,492,050 B2 11/2016 Filho et al.
D782,763 S 3/2017 Xavier et al.
D782,764 S 3/2017 Xavier et al.
D790,788 S 6/2017 Xavier et al.
D792,041 S 7/2017 Xavier et al.
D793,933 S * 8/2017 Alesi D12/203



(56)

References Cited

U.S. PATENT DOCUMENTS

D919,212 S * 5/2021 Li D32/35
2015/0027496 A1* 1/2015 Xavier A46B 17/06
134/6

OTHER PUBLICATIONS

Kaicker, Anisa Telwar; Notice of Allowance for Design U.S. Appl.
No. 29/734,144, filed May 8, 2020, dated Jul. 19, 2021, 12 pgs.

* cited by examiner

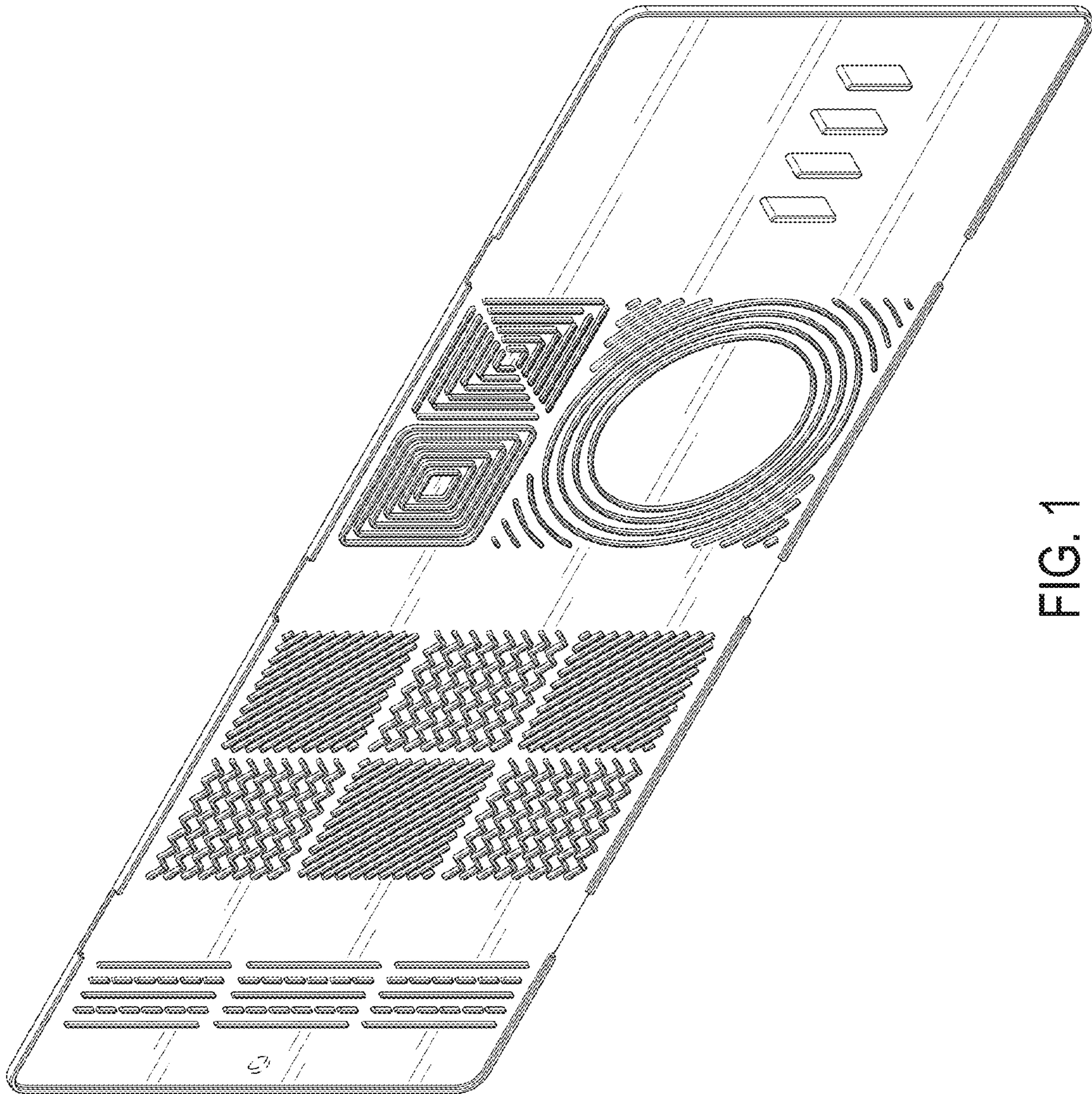


FIG. 1




FIG. 2




FIG. 3

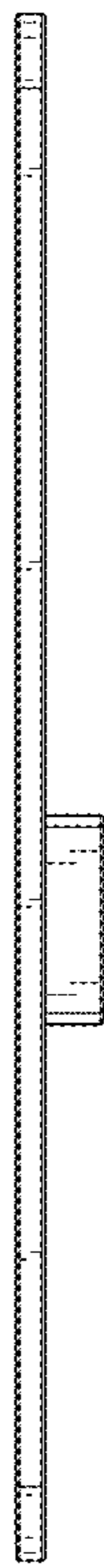


FIG. 4



FIG. 5

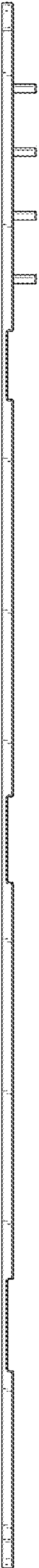


FIG. 6

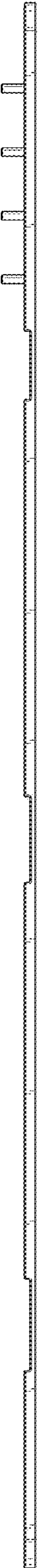


FIG. 7